

# Some intriguing properties of Tukey’s half-space depth

SUBHAJIT DUTTA\*, ANIL K. GHOSH\*\* and PROBAL CHAUDHURI†

*Theoretical Statistics and Mathematics Unit, Indian Statistical Institute, Kolkata 700108, India.*  
E-mail: \*subhajit\_r@isical.ac.in; \*\*akghosh@isical.ac.in; †probal@isical.ac.in

For multivariate data, Tukey’s half-space depth is one of the most popular depth functions available in the literature. It is conceptually simple and satisfies several desirable properties of depth functions. The Tukey median, the multivariate median associated with the half-space depth, is also a well-known measure of center for multivariate data with several interesting properties. In this article, we derive and investigate some interesting properties of half-space depth and its associated multivariate median. These properties, some of which are counterintuitive, have important statistical consequences in multivariate analysis. We also investigate a natural extension of Tukey’s half-space depth and the related median for probability distributions on any Banach space (which may be finite- or infinite-dimensional) and prove some results that demonstrate anomalous behavior of half-space depth in infinite-dimensional spaces.

*Keywords:* Banach space; depth contours; half-space median;  $l_p$  norm; symmetric distributions

## 1. Introduction

Over the last three decades, data depth has emerged as a powerful concept leading to the generalization of many univariate statistical methods to the multivariate setup. A depth function measures the centrality of a point  $\mathbf{x}$  with respect to a data set or a probability distribution and thus helps to define an ordering and a version of ranks for multivariate data. There are several notions of data depth available in the literature (see, e.g., [13–16,21,22]). Tukey’s half-space depth (see [20]) is one of the most popular depth functions used by many researchers. The construction of central regions based on trimming (see, e.g., [17]), robust estimation of multivariate location (see, e.g., [6]), tests of multivariate statistical hypotheses (see, e.g., [2]) and supervised classification (see, e.g., [7]) are some examples of its widespread application.

Like other popular depth functions, half-space depth has some nice theoretical properties. In fact, it satisfies all four of the desirable properties of depth functions first mentioned in [12] and subsequently investigated in [22], namely, affine invariance, maximality at the center, monotonicity with respect to the deepest point and vanishing at infinity. Moreover, if the underlying population distribution  $F$  has a spherically symmetric density  $f$ , that is,  $f(\mathbf{x}) = \psi(\|\mathbf{x}\|_2)$  for some  $\psi: \mathbb{R}_+ \rightarrow \mathbb{R}_+$ , the half-space depth turns out to be a decreasing function of  $\|\mathbf{x}\|_2 = (|x_1|^2 + \dots + |x_d|^2)^{1/2}$ . Consequently, when  $\psi$  is monotonically decreasing (i.e.,  $f$  is unimodal), the half-space depth becomes an increasing function of  $f$  and vice versa. Therefore, in such cases, the half-space depth contours coincide with the contours of the density function. Because of this property of the half-space depth, classification rules based on the ordering of the

half-space depth functions coincide with the optimal Bayes classifier for discriminating among spherically symmetric unimodal populations differing in their centers of symmetry (see, e.g., [8]). Similarly, the use of the half-space depth functions to order and trim multivariate data sets (see, e.g., [6,17]) leading to the determination of central and outlying observations has a natural justification when the density contours coincide with the half-space depth contours. Also, due to this relation between half-space depth and spherical symmetry, half-space depth has been used to construct diagnostic tools for checking spherical symmetry of a data cloud (see, e.g., [13], pages 809–811). Another well-known feature of half-space depth is its characterization property. Koshevoy [10] proved that if the half-space depth functions of two atomic measures with finite support are identical, then the measures are also identical. Cuesta-Albertosa and Nieto-Reyes [4] proved this characterization property of Tukey depth for discrete distributions. Under some regularity conditions, Koshevoy [11] proved this characterization property for absolutely continuous probability distributions with compact support in finite-dimensional spaces. Hassairi and Regaieg [9] generalized it to absolutely continuous distributions with connected supports.

However, the half-space depth function has several limitations. The half-space median derived from half-space depth has a lower breakdown point and relative efficiency compared to the median based on projection depth (see [23]). Dang and Serfling [5] pointed out that the outlier identifier based on the half-space depth has a “severe” and “unacceptable” trade-off between “masking breakdown point” and “false positive rate”. Moreover, if the half-space depth contours fail to match the density contours, then the classifiers based on half-space depth may lead to misclassification rates higher than the Bayes risk. The diagnostic tool developed in [13], pages 809–811 for detecting deviations from spherical symmetry using half-space depth also relies heavily on the fact that under  $l_2$ -symmetry, the depth contours are concentric spheres with half-space median at the center. So, in the absence of this property of the half-space depth contours, such a diagnostic tool may not lead to useful results. Now, a natural question that arises from this discussion is whether this property of half-space depth contours holds for other symmetric distributions, for example, in the case of  $l_p$ -symmetric distributions, when  $f(\mathbf{x}) = \psi(\|\mathbf{x}\|_p)$  for some  $p \neq 2$  and  $\psi$  is monotonically decreasing. Here, for any  $p > 0$  and  $\mathbf{x} = (x_1, \dots, x_d) \in \mathbb{R}^d$ , we define  $\|\mathbf{x}\|_p = (|x_1|^p + \dots + |x_d|^p)^{1/p}$ . In Section 2, we carry out an investigation to answer this question.

For any continuous univariate distribution, it is straightforward to see that the median is the point with half-space depth 0.5. In Section 3, we investigate to what extent this property of half-space median holds for multivariate continuous distributions and derive a characterization of the multivariate distribution for which the half-space depth of Tukey median will achieve its maximum value, namely 0.5. We propose a statistical test for angular symmetry of continuous multivariate distributions based on this characterization and briefly study the performance of the proposed test. In this section, we also consider natural extensions of half-space depth and half-space median for probability distributions in arbitrary Banach spaces using the concept of linear functionals on such spaces. Some anomalous behaviors of half-space depth for probability distributions on infinite-dimensional spaces and their implications are discussed in Section 4. Proofs of theorems and lemmas (along with their statements) are deferred to the [Appendix](#).

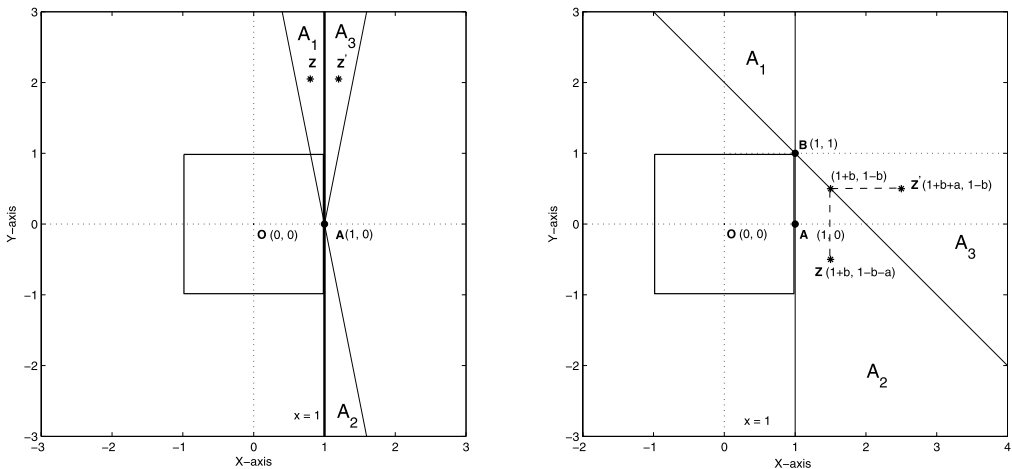
## 2. Half-space depth contours for $l_p$ -symmetric density functions

In this section, we study the behavior of the half-space depth contours for a wide class of symmetric distributions. As was mentioned in the [Introduction](#), the half-space depth contours coincide with the density contours if the p.d.f.  $f$  is such that  $f(\mathbf{x}) = \psi(\|\mathbf{x}\|_2)$  for some monotonically decreasing  $\psi : \mathbb{R}_+ \rightarrow \mathbb{R}_+$ , and this is an important feature of half-space depth with many useful statistical applications. Here, we will investigate the situation when  $\|\cdot\|_2$  is replaced by  $\|\cdot\|_p$ , where  $p$  is positive and  $p \neq 2$ .

### 2.1. Depth contours for $p = \infty$

For  $p = \infty$ , the p.d.f.  $f(\mathbf{x}) = f(x_1, x_2, \dots, x_d) = \psi(\max\{|x_1|, |x_2|, \dots, |x_d|\})$  for some monotonically decreasing function  $\psi$ . Clearly, the density contours here are concentric  $d$ -dimensional hypercubes with the origin at the center. We now check whether or not all points on the surface of a hypercube with origin at the center have the same depth. First, consider the point  $A = (1, 0, \dots, 0)$  on the surface of the unit hypercube  $\{\mathbf{x} : \|\mathbf{x}\|_\infty = 1\}$  (see [Figure 1](#) for a diagram in the case  $d = 2$ ). It can be shown that the hyperplane  $x_1 = 1$  determines the half-space depth of this point, and this depth is  $P(X_1 \geq 1)$ , where  $\mathbf{X} = (X_1, X_2, \dots, X_d)$  has the p.d.f.  $f(\mathbf{x})$  (see [Lemma 1](#) in the [Appendix](#)).

Note that the line  $x_1 = 1$  also passes through the point  $B = (1, 1, 0, \dots, 0)$  (see the right-hand diagram in [Figure 1](#) when  $d = 2$ ). So,  $A$  and  $B$  will have the same depth if and only if there exists no other hyperplane that passes through  $B$  in such a way that the probability of one of its half-spaces is smaller than  $P(X_1 \geq 1)$ . However, the hyperplane  $x_1 + x_2 = 2$  passes through the point  $B$ , and we can show that  $P(X_1 + X_2 \geq 2) < P(X_1 \geq 1)$  (see [Lemma 2](#) in the



**Figure 1.**  $l_\infty$  contour and the line defining the half-space depth of  $(1, 0)$  and  $(1, 1)$ .

Appendix). This implies that if the p.d.f.  $f$  is of the form  $f(\mathbf{x}) = \psi(\|\mathbf{x}\|_\infty)$  with a monotonically decreasing  $\psi$ , then the half-space depth contours cannot coincide with the corresponding density contours.

### 2.2. Depth contours for $1 \leq p < \infty$

Next, consider the case where  $1 \leq p < \infty$ . Clearly,  $A = (2^{1/p}c, 0, 0, \dots, 0)$  and  $B = (c, c, 0, \dots, 0)$  are two points on the same  $l_p$  contour (see Figure 2 for the case  $d = 2$ ). First, we check whether or not the half-space depths of these two points are equal. In view of Lemma 1, the depth of  $A$  is given by  $P(X_1 \geq 2^{1/p}c)$  when  $c > 0$ . We can also prove that the hyperplane  $x_1 + x_2 = 2c$  determines the half-space depth of  $B$  and that this depth is  $P(X_1 + X_2 \geq 2c)$  (see Lemma 3 in the Appendix).

It follows from the discussion in the preceding paragraph that the two points  $A$  and  $B$  will have the same depth only if  $P(X_1 \geq 2^{1/p}c) = P(X_1 + X_2 \geq 2c)$ . Note that here we can choose  $c$  arbitrarily. Therefore, the depth and the density contours can coincide only if  $P(X_1 \geq 2^{1/p}c) = P(X_1 + X_2 \geq 2c)$  for all values of  $c$ , that is, only if  $X_1$  and  $2^\alpha(X_1 + X_2)$  are identically distributed for  $\alpha = (1 - p)/p$ . Now, if we assume the existence of the second order moments of the  $X_i$ 's, then the equality of the variances of  $X_1$  and  $2^\alpha(X_1 + X_2)$  and the fact that  $X_1$  and  $X_2$  are uncorrelated (in view of the  $l_p$ -symmetry of the density  $f$ ) imply that  $\alpha = -1/2$  or  $p = 2$ . Even if we do not assume any moment condition, the above result holds (see Lemma 4 in the Appendix). Also, it is interesting to note that for  $p < 2$ , we can always choose a  $c$  such that the depth of  $B$  is more than that of  $A$ . On the other hand, for  $p > 2$ , it is always possible to choose a  $c$  such that  $A$  has larger depth than  $B$ .

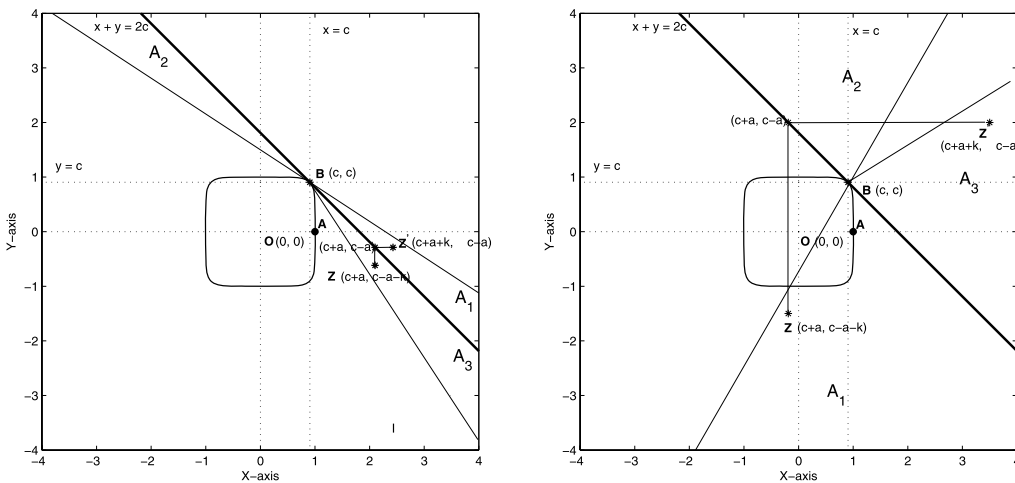


Figure 2.  $l_p$  contour and the lines defining the half-space depth of  $(c, c)$  for  $p = 5$ .

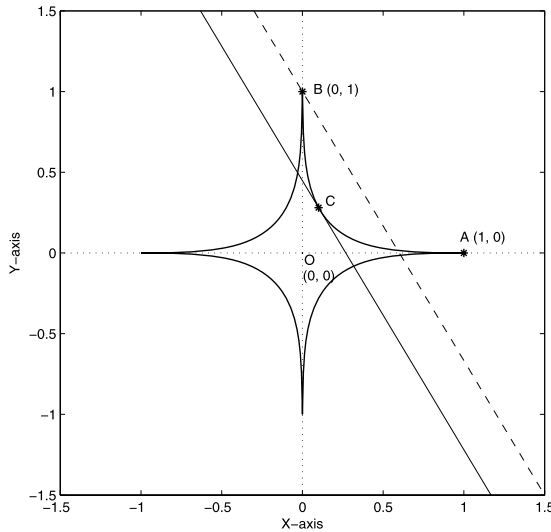


Figure 3.  $l_p$  contour for the case  $p = 1/2$ .

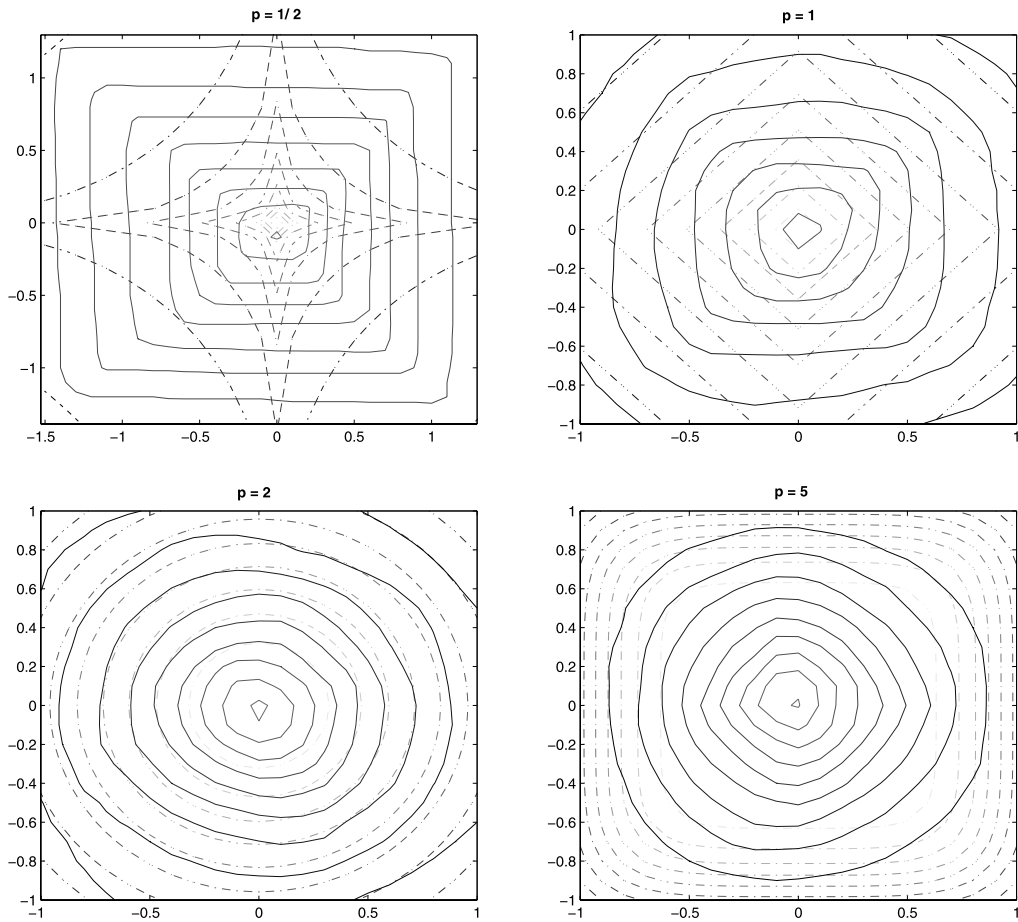
### 2.3. Depth contours for $p < 1$

Finally, we investigate the case  $p < 1$ . Note that in this case, the regions bounded by  $l_p$  contours are no longer convex sets (see Figure 3 for the case  $d = 2$ ). Consider three points  $A = (1, 0, \dots, 0)$ ,  $B = (0, 1, 0, \dots, 0)$  and  $C = (\alpha, \beta, 0, \dots, 0)$  on the same  $l_p$  contour, where  $\alpha, \beta > 0$  and  $|\alpha|^p + |\beta|^p = 1$ . Consider any hyperplane passing through  $C$ . It will split  $\mathbb{R}^d$  into two half-spaces, one of which will contain the origin. Since  $p < 1$ , at least one of the two points  $A$  and  $B$  will lie in the half-space that does not contain the origin. Without loss of generality, we can assume that the hyperplane that determines the half-space depth of  $C$  puts  $B$  and the origin in two different half-spaces (see the bold line in Figure 3 for the case  $d = 2$ ). We can now make a parallel shift of that hyperplane away from the origin until it hits the point  $B$  (see the dotted line in Figure 3 for the case  $d = 2$ ). Clearly, the half-space created by this new hyperplane that has smaller probability measure will have smaller probability than that of each of the two half-spaces created by the older hyperplane. Therefore, the half-space depth of  $B$  has to be smaller than that of  $C$  and hence the depth contours cannot coincide with the density contours.

Summarizing our discussion in this section, we now have the following theorem.

**Theorem 1.** Consider a probability distribution on  $\mathbb{R}^d$  with the p.d.f.  $f$  such that  $f(\mathbf{x}) = \psi(\|\mathbf{x}\|_p)$  for some monotonically decreasing function  $\psi$ . The half-space depth contours associated with  $f$  will then coincide with the density contours if and only if  $p = 2$ .

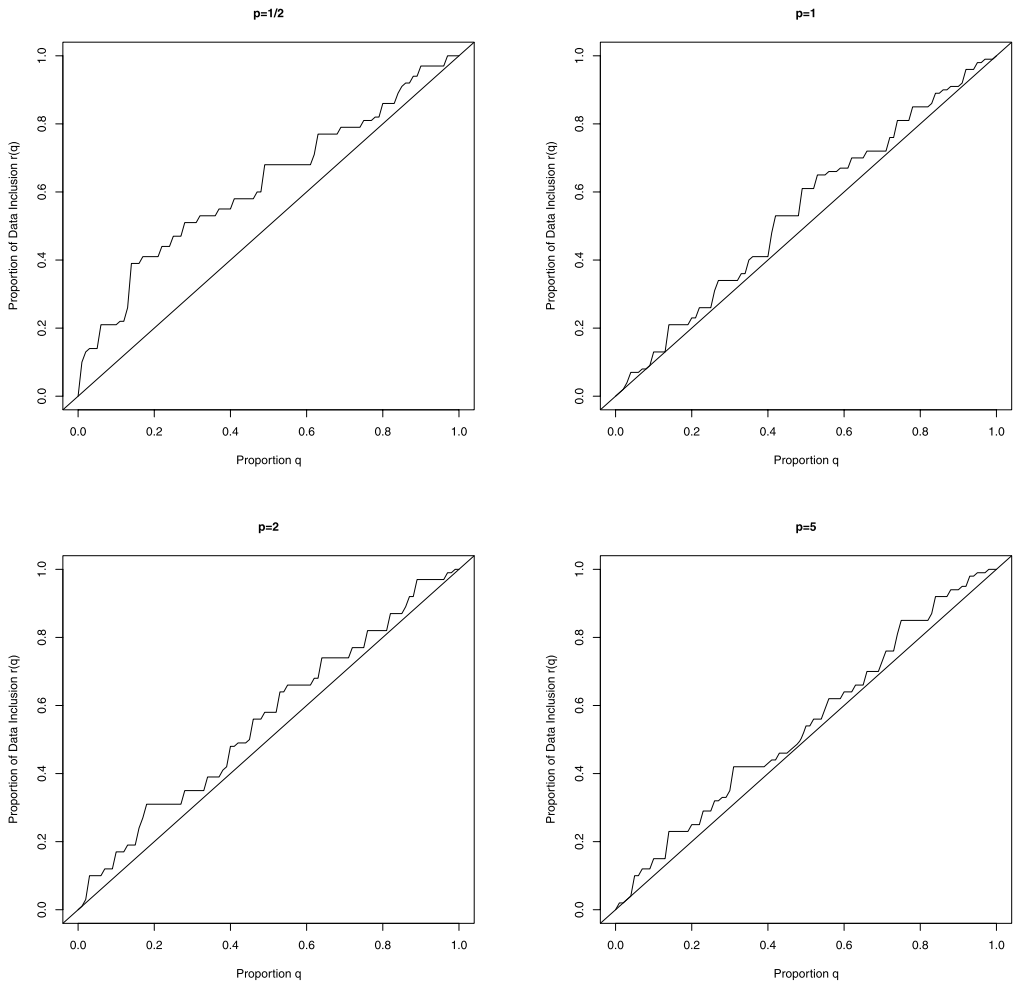
Figure 4 presents the empirical half-space depth contours (indicated using connected lines) computed using 500 observations from bivariate  $l_p$ -symmetric distributions with different values of  $p$  (i.e.,  $p = 1/2, 1, 2, 5$ ). In each case, we consider the density to be of the form



**Figure 4.** Density contours and their corresponding half-space depth contours.

$f(\mathbf{x}) = \frac{(2\Gamma(1/p))^2}{p^2} \exp(-(|x_1|^p + |x_2|^p))$  and the corresponding density contours are also plotted (indicated using dotted lines) in Figure 4. From this figure, it is quite evident that the half-space depth contours and the density contours are markedly different when  $p \neq 2$ . So, unlike what was done by [13], pages 809–811, we cannot develop a diagnostic tool for checking  $l_p$ -symmetry using half-space depth when  $p \neq 2$ .

It is also of interest to note that along with  $p = 2$ , for  $p = 1$  and 5, the half-space depth contours are nearly circular. Since the diagnostic tool for spherical symmetry proposed in [13], pages 809–811, relies heavily on the sphericity of the depth contours, it may fail to detect the deviation from spherical symmetry in the cases  $p = 1$  and 5. But for  $p = 1/2$ , since the depth contours are far from being circular, we can expect to detect this deviation using their diagnostic tool. This is what we observed when we performed the following experiment. Following [13],



**Figure 5.** Diagnostic tool for checking spherical symmetry.

pages 809–811, for different values of  $q$  ( $0 < q < 1$ ), we found the smallest sphere  $S_q$  containing the  $q$ th central hull and computed the fraction of the data  $r(q)$  lying in  $S_q$ . This fraction  $r(q)$  is plotted against  $q$  for four different  $l_p$ -symmetric distributions with  $p = 1/2, 1, 2$  and  $5$ , and these plots are presented in Figure 5. Note that if the underlying distribution is spherically symmetric (i.e.,  $l_2$ -symmetric), the resulting curve should lie near the diagonal line joining the points  $(0, 0)$  and  $(1, 1)$ . The area between the curve and the diagonal line gives an indication of the deviation from spherical symmetry. As expected, for  $p = 1, 2$  and  $5$ , these curves were close to the diagonal line, but in the case  $p = 1/2$ , the curve had a significant deviation from the diagonal line (see

Figure 5). So, the diagnostic tool could detect the deviation from spherical symmetry only in the case of  $l_{1/2}$ -symmetry.

We have seen that the half-space depth contours do not match the density contours for any  $l_p$ -symmetric distribution with  $p \neq 2$ , and this leads to several limitations on statistical tools based on half-space depth, as was already discussed in the [Introduction](#) and the present section. However, it will be appropriate to note here that in such cases, the depth function may provide some useful information which may not be contained in the density function. While density is only a local measure, which measures the local probability mass, depth is a global measure, which gives useful information about global features like the central and outlying points of a data cloud or probability distribution. For instance, in the case of multivariate uniform distributions, the density function, being constant, fails to give any idea about the central and the peripheral points of the distribution; however, the half-space depth function provides a meaningful measure of central tendency, for example, by identifying the point with the maximum depth (see [18]).

### 3. Half-space median and its depth

As we have already pointed out in the [Introduction](#), for continuous univariate distributions, the median is the point with half-space depth 0.5. In a sense, this is a very desirable and natural property for a measure of the center of a distribution, and we would also like this property to hold in a multivariate setup. If this property holds for a multivariate distribution, any hyperplane passing through the median will lead to two half-spaces having equal probability measures. Unfortunately, as we will gradually see in this section, this may not always be true for multivariate distributions, even if the distribution is absolutely continuous with respect to the Lebesgue measure on a Euclidean space.

Note that for any  $l_p$ -symmetric density function  $f(\mathbf{x}) = \psi(\|\mathbf{x}\|_p)$  with  $0 < p \leq \infty$ , the origin turns out to be the half-space median with the half-space depth 0.5. In fact, this is true whenever  $\mathbf{X}$  and  $-\mathbf{X}$  have the same distribution (i.e., the distribution is centrally symmetric), or even under a slightly weaker condition that any real-valued linear projection has median zero. We should also note that in all these cases, the half-space median coincides with the coordinatewise median, and the depth of the half-space median, namely the origin, is 0.5. However, this only holds for a special class of multivariate distributions. For instance, for a bivariate uniform distribution on a right-angled isosceles triangle, we can easily show that the half-space depth of any point is smaller than 0.5. We can consider another interesting example of a continuous bivariate distribution, where the p.d.f.  $f$  has support on  $\{(x_1, x_2) : x_1 + x_2 \geq 0, x_1 x_2 \leq 0\}$ . In this case, if  $f$  is symmetric about the  $x_1 = x_2$  line, we can easily verify that the half-space median will have depth smaller than 0.5, and the coordinatewise median will have zero half-space depth. We have already indicated some sufficient conditions for the depth of the half-space median to be 0.5, and in view of the two preceding examples, we would like to know some necessary and sufficient conditions for this. We now state a theorem, the proof of which is given in the [Appendix](#).

**Theorem 2.** *Suppose that  $\mathbf{X}$  is a  $d$ -dimensional random vector with a probability distribution which has its half-space median at  $\boldsymbol{\mu} \in \mathbb{R}^d$ . Then, the half-space depth of  $\boldsymbol{\mu}$  will be 0.5 if and only if  $(\mathbf{X} - \boldsymbol{\mu})/\|\mathbf{X} - \boldsymbol{\mu}\|_2$  and  $(\boldsymbol{\mu} - \mathbf{X})/\|\mathbf{X} - \boldsymbol{\mu}\|_2$  are identically distributed.*



This theorem implies that the half-space median will have depth 0.5 if and only if the underlying distribution is angularly symmetric. Liu et al. [13], pages 811–814, stated the sufficient part of this result and used it to develop a diagnostic tool for verification of angular symmetry of a distribution. This necessary and sufficient condition can also be used to develop a statistical test for the angular symmetry of a distribution. As discussed in [19], Ajne’s test (see [1]), which is a distribution-free test for bivariate data, can be used for testing angular symmetry of a bivariate distribution about a specified point (say,  $\mu_0$ ). However, the test that we propose here is applicable to multivariate data in any dimension and does not require any specification of the center of symmetry, which is estimated from the data. Given a random sample  $\mathbf{x}_1, \mathbf{x}_2, \dots, \mathbf{x}_n$  of size  $n$ , let  $\tilde{\mathbf{m}}_n$  be the half-space median and  $\Delta_n$  denote the half-space depth of  $\tilde{\mathbf{m}}_n$  in that sample. For testing the null hypothesis of angular symmetry, an ideal procedure would be to reject the null hypothesis if  $\Delta_n < c_n$ , where  $c_n$  is an appropriate percentile (that depends on the specified level of the test) of the distribution of  $\Delta_n$  under the null hypothesis. However, it is not possible to determine an exact value of  $c_n$  in practice because the distribution of  $\Delta_n$  depends on the underlying angularly symmetric distribution of the data, which is usually not specified in practice.

In practice, we propose that for a random sample  $\mathbf{x}_1, \mathbf{x}_2, \dots, \mathbf{x}_n$ , we first compute  $\mathbf{y}_i = \mathbf{x}_i - \tilde{\mathbf{m}}_n$  for  $i = 1, 2, \dots, n$ , generate i.i.d. observations  $z_1, z_2, \dots, z_n$  such that  $P(z_i = 1) = P(z_i = -1) = 1/2$  and then compute  $\mathbf{x}_i^* = z_i \mathbf{y}_i + \tilde{\mathbf{m}}_n$  for  $i = 1, 2, \dots, n$ . This procedure is motivated by the well-known idea of bootstrapping. These  $\mathbf{x}_i^*$ ’s can be viewed like a “bootstrap sample” generated from the original sample under the null hypothesis of symmetry, and we can calculate the depth  $\Delta_n^*$  of the half-space median  $\tilde{\mathbf{m}}_n^*$  based on that “bootstrap sample”. We can repeat this “bootstrap procedure”  $M$  times depending on our computing resources and denote by  $\Delta_{n,m}^*$  the half-space depth of the half-space median in the  $m$ th “bootstrap sample” ( $m = 1, 2, \dots, M$ ). The critical value  $c_n$  mentioned earlier can then be estimated from the “bootstrap empirical distribution” of  $\Delta_n^*$ . In other words, for a specified level  $0 < \alpha < 1$ , the null hypothesis of angular symmetry is to be rejected if  $\sum_{m=1}^M I\{\Delta_{m,n}^* \leq \Delta_n\} / M < \alpha$ .

To evaluate the performance of our proposed test, we carried out a thorough simulation study with six examples using the software package R. In each case, we generated samples of size 50 and 100, implemented our test using  $M = 1000$  “bootstrap samples” and, in order to estimate the probability of rejection of  $H_0$  by the test, repeatedly applied it on 1000 Monte Carlo replications in dimensions  $d = 2, 3$  and 4. The first five examples were motivated by five bivariate examples in [13], page 814, which include three examples with angularly symmetric distributions, namely D1, D2 and D3, and two examples, namely D4 and D5, where the underlying distributions were not angularly symmetric ([13], page 814, for a detailed description of these examples). Here, we consider the natural multivariate version of these five examples. In the last example, D6, which is also not angularly symmetric, when  $d = 2$ , we generated observations from a bivariate uniform distribution on the right-angled isosceles triangle formed by the points  $(0, 0)$ ,  $(1, 0)$  and  $(0, 1)$ . For an extension of D6 in dimensions  $d > 2$ , we have considered the simplex formed by the origin, the coordinate axes and the hyperplane  $x_1 + \dots + x_d = 1$  in  $\mathbb{R}^d$  in place of the triangle. Table 1 reports the proportion of cases, out of 1000 Monte Carlo replications, where the null hypothesis was rejected for two nominal values of  $\alpha$ , namely, 0.05 and 0.01. This table clearly shows good level as well as power properties of the proposed test procedure.

Note that the condition that  $(\mathbf{X} - \mu) / \|\mathbf{X} - \mu\|_2$  and  $(\mu - \mathbf{X}) / \|\mu - \mathbf{X}\|_2$  are identically distributed is sufficient for the half-space median to have half-space depth 0.5, even when  $\mathbf{X}$  lies

**Table 1.** Probability of rejection of  $H_0$  by the proposed test

| $d \downarrow$ | Data sets $\rightarrow$ | D1    |       | D2    |       | D3    |       | D4    |       | D5    |       | D6    |       |
|----------------|-------------------------|-------|-------|-------|-------|-------|-------|-------|-------|-------|-------|-------|-------|
|                |                         | 1%    | 5%    | 1%    | 5%    | 1%    | 5%    | 1%    | 5%    | 1%    | 5%    | 1%    | 5%    |
| 2              | $n = 50$                | 0.012 | 0.052 | 0.012 | 0.054 | 0.010 | 0.044 | 0.170 | 0.318 | 0.406 | 0.663 | 0.247 | 0.418 |
|                | $n = 100$               | 0.014 | 0.054 | 0.014 | 0.053 | 0.010 | 0.058 | 0.486 | 0.728 | 0.870 | 0.960 | 0.641 | 0.846 |
| 3              | $n = 50$                | 0.011 | 0.044 | 0.003 | 0.035 | 0.015 | 0.057 | 0.294 | 0.554 | 0.751 | 0.869 | 0.403 | 0.662 |
|                | $n = 100$               | 0.009 | 0.051 | 0.006 | 0.040 | 0.012 | 0.046 | 0.822 | 0.949 | 0.996 | 1.000 | 0.929 | 0.982 |
| 4              | $n = 50$                | 0.009 | 0.054 | 0.013 | 0.061 | 0.014 | 0.067 | 0.355 | 0.719 | 0.812 | 0.955 | 0.440 | 0.824 |
|                | $n = 100$               | 0.008 | 0.043 | 0.009 | 0.046 | 0.012 | 0.050 | 0.946 | 0.987 | 1.000 | 1.000 | 0.984 | 0.997 |

in an arbitrary Banach space  $\mathcal{B}$ , where  $\| \cdot \|$  denotes the norm in  $\mathcal{B}$ . If  $F$  is a probability distribution over  $\mathcal{B}$ , and  $\mathbf{x}$  is a fixed element in  $\mathcal{B}$ , then the half-space depth of  $\mathbf{x}$  can be defined as  $\text{HD}(\mathbf{x}, F) = \inf_{h \in \mathcal{B}^*} P\{h(\mathbf{X} - \mathbf{x}) \geq 0\}$ , where  $h: \mathcal{B} \rightarrow \mathbb{R}$  is a linear functional that belongs to the dual space  $\mathcal{B}^*$ ,  $P$  stands for the probability measure on  $\mathcal{B}$  corresponding to  $F$ , and  $\mathbf{X}$  is a random element in  $\mathcal{B}$  having the distribution  $F$ . The point  $\boldsymbol{\mu} \in \mathcal{B}$  is called a *half-space median* if  $\text{HD}(\boldsymbol{\mu}, F) = \sup_{\mathbf{x} \in \mathcal{B}} \text{HD}(\mathbf{x}, F)$ . Instead of Banach spaces, if we work with a Hilbert space  $\mathcal{H}$ , due to the Riesz representation theorem and the reflexive nature of a Hilbert space, the half-space depth of an observation  $\mathbf{x} \in \mathcal{H}$  can be defined as  $\text{HD}(\mathbf{x}, F) = \inf_{\mathbf{h} \in \mathcal{H}} P\{\langle \mathbf{h}, (\mathbf{X} - \mathbf{x}) \rangle \geq 0\}$ , where  $\langle \cdot, \cdot \rangle$  stands for the inner product defined on  $\mathcal{H}$ .

From the above discussion, it is clear that if we have a symmetric distribution in a Hilbert or Banach space, then the point of symmetry will achieve the maximum depth value 0.5, and it will be the half-space median. So, in a sense, the half-space median is well defined and behaves in a nice way, even in infinite-dimensional spaces for symmetric probability distributions. However, in infinite-dimensional spaces, even when we deal with nice symmetric distributions, the half-space depth function can exhibit some anomalous behavior, which we will see in the next section.

### 4. Anomalous behavior of half-space depth in infinite-dimensional spaces

We know that if we have a data cloud of  $n$  observations in a  $d$ -dimensional space, then the empirical depth of an observation lying outside the convex hull formed by the data cloud is zero. For  $d > n$ , since the Lebesgue measure of this convex hull is zero, we have zero depth for all points in a set of probability measure one whenever we have  $n$  i.i.d. observations from an absolutely continuous distribution in  $\mathbb{R}^d$ . In fact, for any probability measure on an infinite-dimensional Banach space such that any finite-dimensional hyperplane in that space has zero probability, the empirical half-space depth based on finitely many i.i.d. observations from that probability distribution will be zero almost everywhere. So, the empirical version of half-space depth does not carry any statistically useful information in such cases. Naturally, we would be curious to know what happens to the population depth function in such situations. The following

theorem demonstrates that it is possible to have a nice symmetric probability distribution on the  $l_2$  space for which the population depth function takes positive values only on a set of probability measure zero. Recall that the  $l_2$  space of real sequences consists of infinite sequences  $(x_1, x_2, \dots)$  such that  $\sum_{i=1}^{\infty} x_i^2 < \infty$ .

**Theorem 3.** *Consider an infinite sequence of independent random variables  $\mathbf{X} = (X_1, X_2, X_3, \dots)$ , where  $E(X_i) = 0$  and  $E(X_i^2) = \sigma_i^2$  for all  $i \geq 1$  such that  $\sum_{i=1}^{\infty} \sigma_i^2 < \infty$ . Note that this implies that  $\mathbf{X}$  lies in the  $l_2$  space of real sequences with probability one. Also, assume that the  $X_i$ 's have finite fourth moments and that  $\sum_{i=1}^{\infty} E(X_i^4)/i^2\sigma_i^4 < \infty$ . For instance, all these conditions will hold if the  $X_i$ 's are independent Gaussian random variables. Then, for any given  $\mathbf{x} = (x_1, x_2, \dots)$  in that  $l_2$  space, the half-space depth of  $\mathbf{x}$  with respect to the distribution of  $\mathbf{X}$  will be zero unless  $\mathbf{x}$  lies in a subset having probability zero.*

The proof of this theorem is given in the [Appendix](#). This theorem clearly shows that not only the empirical version, but also the population version of the half-space depth will exhibit anomalous behavior for some very common distributions in infinite dimensions. Since any separable Hilbert space is isometrically isomorphic to the  $l_2$  space in view of the existence of a countable orthonormal basis in such a space, similar examples can also be constructed on separable Hilbert spaces. Clearly, the half-space depth function will not be a very useful statistical concept in such spaces. To conclude, let us recall the property of half-space depth characterizing the underlying distribution established by earlier authors that was discussed in the [Introduction](#). From the above discussion, it is clear that in a separable Hilbert space, there exist several probability measures, which may even have independent Gaussian marginals, with half-space depth functions identically equal to zero except on a subset having zero probability measure. Nevertheless, such symmetric probability measures will have a well-defined half-space median that achieves the depth value 0.5.

## Appendix

**Lemma 1.** *Let  $\text{HD}(\mathbf{x}, F)$  be the half-space depth of  $\mathbf{x}$  with respect to the distribution  $F$ , and  $F$  have density  $f$  of the form  $f(\mathbf{x}) = \psi(\|\mathbf{x}\|_p)$  with a monotonically decreasing function  $\psi$  and  $0 < p \leq \infty$ . Then, for any  $\mathbf{x} = (x, 0, \dots, 0)$  on the coordinate axis, we have  $\text{HD}(\mathbf{x}, F) = P(X_1 \geq x)$  when  $x > 0$ , and  $\text{HD}(\mathbf{x}, F) = P(X_1 \leq x)$  when  $x \leq 0$ .*

**Proof.** We will prove it for  $\mathbf{x}_0 = (1, 0, \dots, 0)$ . Proof for other points follows in the same way. Consider any hyperplane  $\boldsymbol{\alpha}(\mathbf{x} - \mathbf{x}_0)' = 0$  other than  $x_1 = 1$  that passes through  $\mathbf{x}_0$  (see the left-hand diagram in Figure 1 for the case  $d = 2$ ). Here,  $\boldsymbol{\alpha} = (\alpha_1, \alpha_2, \dots, \alpha_d)$  is a vector in  $\mathbb{R}^d$ . Define the regions  $A_1 = \{\mathbf{x} : x_1 < 1 \text{ and } \boldsymbol{\alpha}(\mathbf{x} - \mathbf{x}_0)' \geq 0\}$  and  $A_2 = \{\mathbf{x} : x_1 \geq 1 \text{ and } \boldsymbol{\alpha}(\mathbf{x} - \mathbf{x}_0)' < 0\}$  (see the left-hand diagram in Figure 1 for the case  $d = 2$ ). To prove the lemma, we have to show that  $P(\mathbf{X} \in A_1) \geq P(\mathbf{X} \in A_2)$ . Define  $A_3 = \{\mathbf{x} = (x_1, x_2, \dots, x_d) : (x_1, -x_2, -x_3, \dots, -x_d) \in A_2\}$ . Because of the symmetry of  $f$ , it is easy to check that  $P(\mathbf{X} \in A_2) = P(\mathbf{X} \in A_3)$ . Therefore, it is enough to prove that  $P(\mathbf{X} \in A_1) \geq P(\mathbf{X} \in A_3)$ . Note that for every point  $\mathbf{z} = (x_1, x_2, \dots, x_d)$  in  $A_1$ , we have a point  $\mathbf{z}' = (x'_1, x_2, x_3, \dots, x_d)$  in  $A_3$  such that  $x'_1 = 2x_1 - 1$ . Hence,  $|x_1| \leq$

$|x'_1|$  and  $\|\mathbf{z}\|_p \leq \|\mathbf{z}'\|_p$  with strict inequality being true for all  $\mathbf{z}$  not lying on the hyperplane  $x_1 = 1$ . This implies that  $f(\mathbf{z}) \geq f(\mathbf{z}')$ . Since the strict inequality holds over a set of positive measure, integrating  $f(\mathbf{z})$  (resp.  $f(\mathbf{z}')$ ) with respect to  $\mathbf{z}$  (resp.  $\mathbf{z}'$ ), we actually get  $P(\mathbf{X} \in A_1) > P(\mathbf{X} \in A_3)$ .  $\square$

**Lemma 2.** Consider a p.d.f.  $f$  on  $\mathbb{R}^d$  satisfying  $f(\mathbf{x}) = \psi(\|\mathbf{x}\|_\infty)$  and a random vector  $\mathbf{X}$  with p.d.f.  $f$ . Then, for any  $x > 0$ , we have  $P(X_1 + X_2 \geq 2x) < P(X_1 \geq x)$ .

**Proof.** Again, we will prove this only for  $x = 1$ . Let us define  $A_1 = \{\mathbf{x} = (x_1, x_2, \dots, x_d) : x_1 < 1 \text{ and } x_1 + x_2 \geq 2\}$  and  $A_2 = \{\mathbf{x} = (x_1, x_2, \dots, x_d) : x_1 \geq 1 \text{ and } x_1 + x_2 < 2\}$  (these two regions are shown in the right-hand diagram in Figure 1 for the case  $d = 2$ ). We also define the region  $A_3 = \{\mathbf{x} = (x_1, x_2, \dots, x_d) : (x_2, x_1, x_3, \dots, x_d) \in A_1\}$ . Because of the symmetry of  $f(\mathbf{x})$  under permutations of the coordinates of  $\mathbf{x}$ , it is straightforward to see that  $P(\mathbf{X} \in A_1) = P(\mathbf{X} \in A_3)$ . Hence, it is enough to show that  $P(\mathbf{X} \in A_3) < P(\mathbf{X} \in A_2)$ . Now, for any  $\mathbf{z} = (z_1, z_2, \dots, z_d) \in A_2$ , we have a corresponding point  $\mathbf{z}' = (2 - z_2, 2 - z_1, z_3, \dots, z_d)$  in  $A_3$ . Also, note that for any  $\mathbf{z} = (z_1, z_2, \dots, z_d)$  in  $A_2$ ,  $z_1$  and  $z_2$  have the respective forms  $z_1 = 1 + b$  and  $z_2 = 1 - b - a$  for some  $a, b > 0$  (see the right-hand diagram in Figure 1 for the case  $d = 2$ ). Consequently, for  $\mathbf{z}' = (z'_1, z'_2, z_3, \dots, z_d)$ , we have  $z'_1 = 1 + b + a$  and  $z'_2 = 1 - b$ . Clearly,  $\max\{|z_1|, |z_2|\} < \max\{|z'_1|, |z'_2|\} = 1 + a + b$ , which implies that  $\|\mathbf{z}\|_\infty \leq \|\mathbf{z}'\|_\infty$  and hence that  $f(\mathbf{z}) > f(\mathbf{z}')$  with strict inequality on a set of positive probability measure under  $f$ . This proves that  $P(\mathbf{X} \in A_2) > P(\mathbf{X} \in A_3)$ .  $\square$

**Lemma 3.** Let  $f(\mathbf{x}) = \psi(\|\mathbf{x}\|_p)$  for  $1 \leq p < \infty$  be the p.d.f. of  $\mathbf{X} = (X_1, X_2, \dots, X_d)$ . Consider  $\mathbf{x}_0 = (c, c, 0, \dots, 0)$  for  $c > 0$ . Its half-space depth is then given by  $\text{HD}(\mathbf{x}_0, F) = P(X_1 + X_2 \geq 2c)$ .

**Proof.** Consider the hyperplane  $x_1 + x_2 = 2c$  (see Figure 2 for the case  $d = 2$ ). We have to show that this hyperplane determines the half-space depth of  $\mathbf{x}_0$ . For this, we will follow the same lines of argument as in Lemmas 1 and 2. Consider a new hyperplane  $\alpha(\mathbf{x} - \mathbf{x}_0)' = 0$  passing through  $\mathbf{x}_0$  (see Figure 2 for the case  $d = 2$ ). Define the regions  $A_1 = \{\mathbf{x} = (x_1, x_2, \dots, x_d) : x_1 + x_2 < 2c \text{ and } \alpha(\mathbf{x} - \mathbf{x}_0)' \geq 0\}$  and  $A_2 = \{\mathbf{x} = (x_1, x_2, \dots, x_d) : x_1 + x_2 \geq 2c \text{ and } \alpha(\mathbf{x} - \mathbf{x}_0)' < 0\}$  (see Figure 2 for the case  $d = 2$ ). To prove the lemma, we have to show that  $P(\mathbf{X} \in A_1) \geq P(\mathbf{X} \in A_2)$ . Define  $A_3 = \{\mathbf{x} = (x_1, x_2, \dots, x_d) : (x_2, x_1, x_3, \dots, x_d) \in A_2\}$ . Because of the symmetry of  $f(\mathbf{x})$  under any permutation of the coordinates of  $\mathbf{x}$ , we have  $P(\mathbf{X} \in A_2) = P(\mathbf{X} \in A_3)$ . Therefore, it is enough to show that  $P(\mathbf{X} \in A_3) \leq P(\mathbf{X} \in A_1)$ .

Note that any point  $\mathbf{z} \in A_1$  is of the form  $\mathbf{z} = (c + a, c - a - k, x_3, \dots, x_d)$ , where  $k > 0$ , and  $a$  can be positive or negative (see Figure 2 for the case  $d = 2$ ). For any  $\mathbf{z} \in A_1$ , we get a corresponding point  $\mathbf{z}' \in A_3$  such that  $\mathbf{z}' = (c + a + k, c - a, x_3, \dots, x_d)$ . We now need to show that  $\|\mathbf{z}\|_p \leq \|\mathbf{z}'\|_p$  and for that, we will consider the two cases  $a > 0$  and  $a < 0$  separately.

When  $a > 0$  (see the left-hand diagram in Figure 2 for the case  $d = 2$ ), we have  $0 < |c - a| < |c + a|$ . Now, for  $p \geq 1$  and  $t, k > 0$ , it is easy to check that the function  $h(t) = (t + k)^p - t^p$  is non-decreasing in  $t$ . So, for  $0 < t_1 < t_2$ , we have  $0 < h(t_1) \leq h(t_2)$ . Taking  $t_1 = |c - a|$  and  $t_2 = |c + a|$ , we get  $(|c - a| + k)^p - |c - a|^p \leq (|c + a| + k)^p - |c + a|^p$ . Now, using the facts that  $|c + a| + k = |c + a + k|$  and  $|c - a - k| \leq |c - a| + k$ , we arrive at  $|c - a - k|^p - |c - a|^p \leq$

$|c + a + k|^p - |c + a|^p$ . This implies that  $|c - a - k|^p + |c + a|^p \leq |c + a + k|^p + |c - a|^p$ , which in turn implies that  $\|\mathbf{z}\|_p \leq \|\mathbf{z}'\|_p$ . Note that the strict inequality holds on a set of positive probability measure under  $f$ .

For  $a < 0$  (see the right-hand diagram in Figure 2 in the case  $d = 2$ ), first note that  $a + k > 0$  and that the coordinates of  $\mathbf{z}$  and  $\mathbf{z}'$  are of the respective forms  $\mathbf{z} = (c - \alpha, c - \beta, x_3, \dots, x_d)$  and  $\mathbf{z}' = (c + \alpha, c + \beta, x_3, \dots, x_d)$ , where  $\alpha = -a > 0$  and  $\beta = a + k > 0$ . Now,  $|c - \alpha| < |c + \alpha|$  and  $|c - \beta| < |c + \beta|$  imply that  $\|\mathbf{z}\|_p < \|\mathbf{z}'\|_p$ . □

**Lemma 4.** Assume that we have a p.d.f.  $f$  that satisfies  $f(\mathbf{x}) = \psi(\|\mathbf{x}\|_p)$  for some  $p > 0$  and monotonically decreasing  $\psi$ . Let  $\mathbf{X} = (X_1, X_2, \dots, X_d)$  be a random vector with p.d.f.  $f$ . If  $X_1$  and  $2^{(1-p)/p}(X_1 + X_2)$  are identically distributed, then we must have  $p = 2$ .

**Proof.** First, note that if  $f(\mathbf{x}) = \psi(\|\mathbf{x}\|_p)$ , then the joint p.d.f. of  $X_1$  and  $X_2$  is of the form  $f_1(x_1, x_2) = \psi_1(|x_1|^p + |x_2|^p)$  for some  $\psi_1 : \mathbb{R}_+ \rightarrow \mathbb{R}_+$ . We can show that the p.d.f.'s of  $X_1$  and  $Y = 2^\alpha(X_1 + X_2)$ , where  $\alpha = (1 - p)/p$ , are given by  $f_{X_1}(x) = \int \psi_1((|x|^p + |x_2|^p)^{1/p}) dx_2$  and  $f_Y(x) = 2^{-\alpha} \int \psi_1((|2^{-\alpha}x - x_2|^p + |x_2|^p)^{1/p}) dx_2$ , respectively.

Since both of these p.d.f.'s are continuous functions, and  $X_1$  and  $Y$  are identically distributed, we can equate their values at  $x = 0$ . We then get  $\int \psi_1(|x_2|) dx_2 = 2^{-\alpha} \int \psi_1(2^{1/p}|x_2|) dx_2 = 2^{-(\alpha+1/p)} \int \psi_1(|x_2|) dx_2$ . Hence, we must have  $\alpha = -1/p$ , which implies  $p = 2$ . □

**Proof of Theorem 2.** Note that the “if” part is trivial in view of our discussion preceding the statement of the theorem. We shall now prove the “only if” part.

First, we shall prove it for the bivariate case, that is,  $d = 2$ . Without loss of generality, we assume that  $\boldsymbol{\mu} = \mathbf{0}$ . Let  $Z$  be the angle between the positive side of the  $x_1$ -axis and the random vector  $\mathbf{X}$  (measured counterclockwise from the  $x_1$ -axis). Now, consider a straight line which passes through the origin and makes an angle  $\theta$  with the  $x_1$ -axis. Since  $\boldsymbol{\mu} = \mathbf{0}$ , the two half-spaces generated by that straight line will have the same probability measure. Now, rotate the line in a counterclockwise direction by an angle  $\delta$  to bring it to a new position. Clearly, the two half-spaces generated by the straight line in the new position will also have the same probability 0.5. This implies that  $P(\theta < Z < \theta + \delta) = P(\pi + \theta < Z < \pi + \theta + \delta)$ . Since this equality holds for all  $\theta$  and  $\delta$ , it implies that  $Z$  and  $Z + \pi$  have the same probability distribution. The result now follows from the fact that  $(\mathbf{X} - \boldsymbol{\mu})/\|\mathbf{X} - \boldsymbol{\mu}\|_2 = (\text{Cos } Z, \text{Sin } Z)$  and  $(\boldsymbol{\mu} - \mathbf{X})/\|\mathbf{X} - \boldsymbol{\mu}\|_2 = (\text{Cos}(Z + \pi), \text{Sin}(Z + \pi))$ .

For  $d > 2$ , we need to consider  $d - 1$  random angles  $Z_1, Z_2, \dots, Z_{d-1}$ . Note that here the direction vector  $(\mathbf{X} - \boldsymbol{\mu})/\|\mathbf{X} - \boldsymbol{\mu}\|_2$  can be expressed as  $(\mathbf{X} - \boldsymbol{\mu})/\|\mathbf{X} - \boldsymbol{\mu}\|_2 = (\text{Cos } Z_1, \text{Sin } Z_1 \text{Cos } Z_2, \dots, \text{Sin } Z_1 \cdots \text{Sin } Z_{d-2} \text{Cos } Z_{d-1}, \text{Sin } Z_1 \cdots \text{Sin } Z_{d-2} \text{Sin } Z_{d-1})$ . Now, consider a hyperplane  $H$  which makes angles  $\theta_1, \theta_2, \dots, \theta_{d-1}$  with the coordinate axes and then rotate it to  $H_1$  such that the new angles are  $\theta_1 + \delta, \theta_2, \dots, \theta_{d-1}$ . The result now follows from the same argument that is used in the bivariate case. □

**Lemma 5.** For any two sequences  $\boldsymbol{\sigma} = (\sigma_1, \dots)$  and  $\mathbf{x} = (x_1, x_2, \dots)$  in the  $l_2$  space of real sequences, we have  $\sup_{\alpha \in l_2} \{(\sum_{i=1}^\infty \alpha_i^2 \sigma_i^2)^{-1/2} (\sum_{i=1}^\infty \alpha_i x_i)\} < \infty$  if and only if  $\sum_{i=1}^\infty x_i^2 / \sigma_i^2 < \infty$ .

**Proof.** (The “if” part). For any  $\alpha \in l_2$ ,  $\sum_{i=1}^{\infty} \alpha_i x_i \leq (\sum_{i=1}^{\infty} \alpha_i^2 \sigma_i^2)^{1/2} (\sum_{i=1}^{\infty} x_i^2 / \sigma_i^2)^{1/2}$  (i.e., the Cauchy–Schwarz inequality) implies that  $\sum_{i=1}^{\infty} \alpha_i x_i / (\sum_{i=1}^{\infty} \alpha_i^2 \sigma_i^2)^{1/2} \leq \sum_{i=1}^{\infty} x_i^2 / \sigma_i^2$ . Now, the right-hand side of the inequality does not depend on  $\alpha$ . So,  $\sum_{i=1}^{\infty} x_i^2 / \sigma_i^2 < \infty$  implies the finiteness of  $\sup_{\alpha \in l_2} \{\sum_{i=1}^{\infty} \alpha_i x_i / (\sum_{i=1}^{\infty} \alpha_i^2 \sigma_i^2)^{1/2}\} \leq \sum_{i=1}^{\infty} x_i^2 / \sigma_i^2$ .

(The “only if” part). Next, consider the case where  $\sum_{i=1}^{\infty} x_i^2 / \sigma_i^2 = \infty$ . Choose a sequence  $\{\alpha_n\}$  of real sequences, where  $\alpha_n = (\alpha_{n1}, \alpha_{n2}, \dots)$  has non-zero values only at first  $n$  coordinates (i.e.,  $\alpha_{ni} = 0$  for all  $i > n$ ) and  $\alpha_{ni} = x_i / \sigma_i^2$  for  $i = 1, 2, \dots, n$ . Clearly,  $\alpha_n \in l_2$  for all  $n \geq 1$ , and for each  $n$ , it is easy to check that  $\sum_{i=1}^n \alpha_{ni} x_i / (\sum_{i=1}^n \alpha_{ni}^2 \sigma_i^2)^{1/2} = (\sum_{i=1}^n x_i^2 / \sigma_i^2)^{1/2}$ . So, we get  $\sup_{n \geq 1} \{\sum_{i=1}^n \alpha_{ni} x_i / (\sum_{i=1}^n \alpha_{ni}^2 \sigma_i^2)^{1/2}\} = \infty$ . This clearly implies that we have  $\sup_{\alpha \in l_2} \{\sum_{i=1}^{\infty} \alpha_i x_i / (\sum_{i=1}^{\infty} \alpha_i^2 \sigma_i^2)^{1/2}\} = \infty$ .  $\square$

**Proof of Theorem 3.** Consider any  $\mathbf{x}$  in the  $l_2$  space with  $\mathbf{x} \neq \mathbf{0}$ . For any  $\alpha$  in the  $l_2$  space, the random variable  $Z = \langle \alpha, \mathbf{X} \rangle$  has a probability distribution with  $E(Z) = 0$  and  $V(Z) = \sum_{i=1}^{\infty} \alpha_i^2 \sigma_i^2$ . Using Chebyshev's inequality, we get  $P(\langle \alpha, (\mathbf{X} - \mathbf{x}) \rangle \geq 0) = P(Z \geq \langle \alpha, \mathbf{x} \rangle) \leq \sum_{i=1}^{\infty} \alpha_i^2 \sigma_i^2 / (\sum_{i=1}^{\infty} \alpha_i x_i)^2$ . So, the depth of  $\mathbf{x}$  is bounded above by  $\inf_{\alpha \in l_2} \{\sum_{i=1}^{\infty} \alpha_i^2 \sigma_i^2 / (\sum_{i=1}^{\infty} \alpha_i x_i)^2\}$ . From Lemma 5, it follows that this upper bound is zero when  $\sum_{i=1}^{\infty} x_i^2 / \sigma_i^2 = \infty$ . Therefore,  $\mathbf{x}$  will have positive depth only if  $\sum_{i=1}^{\infty} x_i^2 / \sigma_i^2 < \infty$ .

Next, consider  $Y_i = X_i^2 / \sigma_i^2$  for  $i \geq 1$ . The  $Y_i$ 's are then independent random variables with a common mean 1 and  $\sum_{i=1}^{\infty} E(Y_i^2) / i^2 < \infty$ . So, using the strong law of large numbers (see Theorem 1 in [3], page 124), we have  $n^{-1} \sum_{i=1}^n Y_i \xrightarrow{\text{a.s.}} 1$  as  $n \rightarrow \infty$ . Consequently,  $\sum_{i=1}^{\infty} Y_i = \sum_{i=1}^{\infty} X_i / \sigma_i^2 = \infty$  with probability one.  $\square$

## Acknowledgements

The authors are thankful to two anonymous referees for their careful reading of an earlier version of the paper and for providing them with several helpful comments. The first author would also like to thank Professor B.V. Rao for helpful discussions.

## References

- [1] Ajne, B. (1968). A simple test for uniformity of a circular distribution. *Biometrika* **55** 343–354. [MR0235662](#)
- [2] Chaudhuri, P. and Sengupta, D. (1993). Sign tests in multi-dimension: Inference based on the geometry of the data cloud. *J. Amer. Statist. Assoc.* **88** 1363–1370. [MR1245371](#)
- [3] Chow, Y.S. and Teicher, H. (2005). *Probability Theory: Independence, Interchangeability, Martingales*. New York: Springer.
- [4] Cuesta-Albertosa, J.A. and Nieto-Reyes, A. (2008). The Tukey and the random Tukey depths characterize discrete distributions. *J. Multivariate Anal.* **10** 2304–2311. [MR2463390](#)
- [5] Dang, X. and Serfling, R. (2010). Nonparametric depth-based multivariate outlier identifiers, and masking robustness properties. *J. Statist. Plann. Inference* **140** 198–213. [MR2568133](#)
- [6] Donoho, D. and Gasko, M. (1992). Breakdown properties of location estimates based half-space depth and projected outlyingness. *Ann. Statist.* **20** 1803–1827. [MR1193313](#)

- [7] Ghosh, A.K. and Chaudhuri, P. (2005). On data depth and distribution free discriminant analysis using separating surfaces. *Bernoulli* **11** 1–27. [MR2121452](#)
- [8] Ghosh, A.K. and Chaudhuri, P. (2005). On maximum depth classifiers. *Scand. J. Statist.* **32** 328–350. [MR2188677](#)
- [9] Hassairi, A. and Regaieg, O. (2008). On the Tukey depth of a continuous probability distribution. *Statist. Probab. Lett.* **78** 2308–2313. [MR2462666](#)
- [10] Koshevoy, G.A. (2002). The Tukey’s depth characterizes the atomic measure. *J. Multivariate Anal.* **83** 360–364. [MR1945958](#)
- [11] Koshevoy, G.A. (2003). Lift-zonoid and multivariate depths. In *Developments in Robust Statistics (Vorau, 2001)* 194–202. Heidelberg: Physica. [MR1977477](#)
- [12] Liu, R. (1990). On a notion of data depth based on random simplices. *Ann. Statist.* **18** 405–414. [MR1041400](#)
- [13] Liu, R., Parelius, J. and Singh, K. (1999). Multivariate analysis of the data depth: Descriptive statistics and inference. *Ann. Statist.* **27** 783–858. [MR1724033](#)
- [14] Lopez-Pintado, S. and Romo, J. (2006). Depth based classification for functional data. In *DIMACS Ser. Math. and Theo. Comp. Sci.* (R. Liu and R. Serfling, Eds.) **72** 103–119. Providence, RI: Amer. Math. Soc. [MR2343116](#)
- [15] Mizera, I. and Muller, C.H. (2004). Location-scale depth. *J. Amer. Statist. Assoc.* **99** 949–966. [MR2109488](#)
- [16] Mosler, K. (2002). *Multivariate Dispersions, Central Regions and Depth*. New York: Springer. [MR1913862](#)
- [17] Nolan, D. (1992). Asymptotics for multivariate trimming. *Stochastic Process. Appl.* **42** 157–169. [MR1172513](#)
- [18] Serfling, R. (2006). Depth functions in nonparametric multivariate inference. In *DIMACS Ser. Math. and Theo. Comp. Sci.* (R. Liu and R. Serfling, Eds.) **72** 1–16. Providence, RI: Amer. Math. Soc. [MR2343109](#)
- [19] Small, C.G. (1990). A survey of multidimensional medians. *Inter. Statist. Rev.* **58** 263–277.
- [20] Tukey, J. (1975). Mathematics and the picturing of data. In *Proc. 1975 Inter. Cong. Math., Vancouver* 523–531. Montreal: Canad. Math. Congress. [MR0426989](#)
- [21] Vardi, Y. and Zhang, C.H. (2000). The multivariate  $L_1$ -median and associated data depth. *Proc. Natl. Acad. Sci. USA* **97** 1423–1426. [MR1740461](#)
- [22] Zuo, Y. and Serfling, R. (2000). General notions of statistical depth function. *Ann. Statist.* **28** 461–482. [MR1790005](#)
- [23] Zuo, Y. (2003). Projection-based depth functions and associated medians. *Ann. Statist.* **31** 1460–1490. [MR2012822](#)

*Received June 2010*