

# Probability distributions with summary graph structure

NANNY WERMUTH

*Mathematical Statistics at Chalmers, University of Gothenburg, Chalmers Tvärgata 3, 41296 Göteborg, Sweden. E-mail: wermuth@chalmers.se; URL: <http://www.math.chalmers.se/~wermuth>*

A set of independence statements may define the independence structure of interest in a family of joint probability distributions. This structure is often captured by a graph that consists of nodes representing the random variables and of edges that couple node pairs. One important class contains regression graphs. Regression graphs are a type of so-called chain graph and describe stepwise processes, in which at each step single or joint responses are generated given the relevant explanatory variables in their past. For joint densities that result after possible marginalising or conditioning, we introduce summary graphs. These graphs reflect the independence structure implied by the generating process for the reduced set of variables and they preserve the implied independences after additional marginalising and conditioning. They can identify generating dependences that remain unchanged and alert to possibly severe distortions due to direct and indirect confounding. Operators for matrix representations of graphs are used to derive these properties of summary graphs and to translate them into special types of paths in graphs.

*Keywords:* concentration graph; directed acyclic graph; endogenous variables; graphical Markov model; independence graph; multivariate regression chain; partial closure; partial inversion; triangular system

## 1. Motivation, some previous and some of the new results

### 1.1. Motivation

Graphical Markov models are probability distributions defined for a  $d_V \times 1$  random vector variable  $Y_V$  whose component variables may be discrete, continuous or of both types and whose joint density  $f_V$  satisfies the independence statements specified directly by an associated graph as well as those implied by the graph. The set of all such statements is the independence structure captured by the graph.

One such type of graph was introduced for sequences of regression by Cox and Wermuth (1993, 1996) for which special results have been derived by Drton (2009), Kang and Tian (2009), Marchetti and Lupparelli (2011), Wermuth and Cox (2004), Wermuth, Wiedenbeck and Cox (2006), Wermuth, Marchetti and Cox (2009), Wermuth and Sadeghi (2011).

A regression graph consists of nodes, say in set  $V$ , that represent random variables, and of edges that couple node pairs such that a recursive order of the joint responses is reflected in the graph. Associated discrete distributions have some desirable properties derived by Drton (2009). Each defining independence constraint respects the given recursive ordering of the joint responses; see Marchetti and Lupparelli (2011). This feature distinguishes regression graphs from all other currently known types of chain graphs and permits one to model data from both interventional and observational studies.

Because of this property, regression graphs are particularly well suited to the study of effects of hypothesized causes on sequences of joint responses; see Cox and Wermuth (2004). More generally, they can model developmental processes, such as in panel studies. These provide data on a group of individuals, termed the ‘panel’, collected repeatedly, say over years or decades. Often one wants to compare corresponding analyses with results in other studies that have core sets of variables in common, but that have omitted some of the variables or that were carried out for subpopulations.

It is an outstanding feature of regression graph models that their implications can be derived after marginalising over some variables, say in set  $M$ , or after conditioning on others, say in set  $C$ . In particular, graphs can be obtained for node set  $N = V \setminus \{C, M\}$  that capture precisely the independence structure implied by a generating graph in node set  $V$  for the distribution of  $Y_N$  given  $Y_C$ .

Such graphs are called independence-preserving, when they can be used to derive the independence structure that would have resulted from the generating graph by conditioning on a larger node set  $\{C, c\}$  or by marginalising over a larger node set  $\{M, m\}$ . Two types of such classes are known. One is the subclass of the much larger class of MC graphs of Koster (2002), which can be generated by a regression graph in a larger node set. Another class contains the MAG’s (maximal ancestral graphs) of Richardson and Spirtes (2002). We speak of two corresponding graphs if they result from a given generating graph relative to the same conditioning and marginalising sets.

A third class of this type is the summary graph of Wermuth, Cox and Pearl (1994). This class is presented in the current paper in simplified form together with proofs based on operators for binary matrix representations of the graphs. In contrast to a MAG, a corresponding summary graph can be used to identify those dependences of a given generating process for  $Y_V$  with  $V > N$  that remain undistorted in the corresponding MAG model for  $Y_N$  given  $Y_C$  and those that may be severely distorted. This is especially helpful at the planning stage of studies when alternative sets  $M$  and  $C$  are considered given a hypothesized generating graph in  $V > N$ . Annotated, undirected graphs of Paz (2007), for  $C$  empty, serve a similar purpose.

The warning signals for distortions provided by summary graphs are essential for understanding consequences of a given data generating process with respect to dependences in addition to independences. For this, some special properties of the types of generating graph will be introduced as well as specific requirements on the types of generating process. These lead to families of distributions that are said to be generated over parent graphs.

## 1.2. Some notation and concepts

Some definitions for graphs are almost self-explanatory. If pair  $i \neq k$  of  $V$  is coupled by a directed edge such that an arrow starts at node  $k$  and points to node  $i$ , then  $k$  is named a parent of  $i$  and  $i$  the offspring of  $k$ . For two disjoint subsets  $\alpha$  and  $\beta$  of  $V$ , an  $ik$ -arrow,  $i \leftarrow k$ , is said to point from  $\beta$  to  $\alpha$  if the arrow starts at a node  $k$  in  $\beta$  and points to a node  $i$  in  $\alpha$ . Nodes other than the endpoint nodes are the inner nodes of a path; only the inner nodes have to be distinct. For three or more nodes, an  $ik$ -path connects the path endpoint nodes  $i$  and  $k$  by a sequence of edges that couple its inner nodes. An  $ik$ -path with  $i = k$  is a cycle.

An edge is regarded as a path without inner nodes. Both a graph and a path are called directed if all its edges are arrows. If all arrows of a directed  $ik$ -path point towards node  $i$ , then node  $k$  is named an ancestor of  $i$  and  $i$  a descendant of  $k$ . Such a path is also called a descendant–ancestor path.

Directed acyclic graphs form an important subclass of regression graphs. They arise from stepwise generating processes of exclusively univariate response variables; see Section 2 below. These graphs have no directed cycles.

As we shall show, two different types of undirected graph are subclasses of regression graphs, named covariance graphs and concentration graphs. For joint Gaussian distributions, they give models for zero constraints on covariances or on concentrations, respectively; see [Wermuth and Cox \(1998\)](#) and (2.5) and (2.16) below. To distinguish between them in figures, edges in concentration graphs are shown as full lines,  $i—k$ , and in covariance graphs by dashed lines,  $i--k$ .

Separation criteria provide what is called the global Markov property of a graph since it gives all independence statements that belong to the graph's independence structure.

**Definition 1.** *A graph, consisting of a node set and of one or more edge sets, is an independence graph if node pairs are coupled by at most one edge and each missing edge corresponds to at least one independence statement.*

Regression graphs and MAGs are independence graphs but, in general, summary graphs, ancestral graphs and MC graphs are not, even with at most one edge for each node pair; see the discussion of Figure 3(b) below.

The same graph theoretic notion of separation applies to both types of undirected graph. Let  $\alpha$  and  $\beta$  be two non-empty, disjoint subsets of their node set  $V$  and let  $\{\alpha, \beta, m, c\}$  partition  $V$ , then we write  $Y_\alpha$  is conditionally independent of  $Y_\beta$  given  $Y_c$  compactly as  $\alpha \perp\!\!\!\perp \beta|c$ . In a concentration graph,  $\alpha$  is separated by  $c$  from  $\beta$  if every path from  $\alpha$  to  $\beta$  has a node in  $c$ , while in the covariance graph,  $\alpha$  is separated by  $m$  from  $\beta$  if every path from  $\alpha$  to  $\beta$  has a node in  $m$ . Given separation of  $\alpha$  and  $\beta$  by set  $c$ , a concentration graph implies  $\alpha \perp\!\!\!\perp \beta|c$ ; see [Lauritzen \(1996\)](#). Given separation of  $\alpha$  and  $\beta$  by set  $m$ , a covariance graph implies  $\alpha \perp\!\!\!\perp \beta|c$ ; see [Kauermann \(1996\)](#), who expresses the result in a different but equivalent way.

When a graph is directed or contains different types of edge then its separation criterion is more complex than the one for undirected graphs. For directed acyclic graphs, there are several different separation criteria that permit us to obtain all independence statements implied by the graph; see [Marchetti and Wermuth \(2009\)](#) for proofs of equivalence.

The criterion due to [Geiger, Verma and Pearl \(1990\)](#), has been extended in almost unchanged form by [Koster \(2002\)](#) to the much larger class of MC graphs. A path-based proof, due to [Sadeghi \(2009\)](#), is for the subclass of MC graphs that is of interest here, the MC graphs that can be derived from a larger directed acyclic graph. For summary graphs, see Lemma 1 below.

A list of independence statements associated with the missing edges of an independence graph gives a graph's pairwise Markov property. Whenever it defines the graph's independence structure, then the pairwise Markov property is said to be equivalent to the global Markov property.

For all disjoint subsets  $a, b, c, d$  of node set  $V$ , the following general definitions are relevant, respectively, for combining pairwise independences in covariance graph and in concentration graph models.

**Definition 2.** *The composition property is*

$$a \perp\!\!\!\perp b|d \text{ and } a \perp\!\!\!\perp c|d \text{ imply } a \perp\!\!\!\perp bc|d.$$

**Definition 3.** *The intersection property is*

$$a \perp\!\!\!\perp b|cd \text{ and } a \perp\!\!\!\perp c|bd \text{ imply } a \perp\!\!\!\perp bc|d.$$

Given these properties, the independence structure of interest in a covariance or concentration graph model can be specified in terms of independence constraints on a set of variable pairs. For general searching discussions, see Dawid (1979), Pearl (1988), Lauritzen (1996) and Studený (2005).

Necessary and sufficient conditions under which discrete and Gaussian distributions satisfy the intersection property have been derived by San Martín, Mouchart and Rolin (2005). They show in particular that of the commonly specified sufficient conditions, some may be much too strong – for instance, requiring exclusively positive probabilities for discrete distributions. For joint Gaussian distributions, a positive definite joint covariance matrix is sufficient. In both cases, no component of the involved random variables is degenerate.

**Definition 4.** *A family of joint distributions is said to vary fully if its random variables contain no degenerate components and it satisfies the intersection property.*

**Definition 5.** *In families of joint distributions with the composition property, pairwise independent variables are also mutually independent.*

For families of joint distributions with the composition property, in which a regression graph with a complete concentration graph captures the independences of interest, the global and the pairwise Markov property are equivalent; see also Kang and Tian (2009).

For a long time, only the family of Gaussian distributions was known to satisfy both the composition and the intersection property provided it varies fully. Under the same type of constraint, this is now known to hold for the special family of distributions in symmetric binary variables introduced by Wermuth, Marchetti and Cox (2009). More important, as we shall see, it holds for families generated over so-called parent graphs.

The notion of completeness has been introduced and studied in quite different contexts [see Lehmann and Scheffé (1955); Brown (1986), Theorem 2.12; and Mandelbaum and Rüschendorf (1987)]. It means that the joint family of distribution of vector variable  $Y$  is such that a zero expectation of any function  $g(y)$  implies that the function itself is zero with probability one, that is, almost surely (a.s.).

**Definition 6.** *Let  $f(y)$  denote the density of a member of a complete family of distributions and  $g(y)$  be some function of  $Y$ . Then it holds that*

$$\int g(y)f(y) dy = 0 \implies g(y) = 0 \quad \text{a.s.}$$

For any trivariate family of distributions with precisely two associated variable pairs, say  $(Y_1, Y_2)$  and  $(Y_1, Y_3)$ , but  $2 \perp\!\!\!\perp 3$ , completeness of the joint distribution is sufficient to conclude that  $Y_2$  is conditionally dependent on  $Y_3$  given  $Y_1$ . This follows from Corollary 3 of [Wermuth and Cox \(2004\)](#) and properties of completeness. In this situation, the generating graph

$$2 \longrightarrow 1 \longleftarrow 3$$

is inducing a 2, 3-edge in the summary graph obtained by conditioning on node 1 and a non-vanishing conditional association for  $Y_2, Y_3$  given  $Y_1$ .

In Section 2, we define parent graphs as directed acyclic graphs with special properties and corresponding types of stepwise generating processes such that edge-inducing paths are also association-inducing. The families of distributions generated over parent graphs and the members of the families satisfy the intersection and the composition property in addition to the general laws of probability that govern independences in any joint family of distribution; for a discussion of the latter see [Studený \(2005\)](#).

### 1.3. Definition and construction of summary graphs

In contrast to MC graphs and MAGs, regression graphs are not closed under marginalising and conditioning, that is, one can get from a given regression graph outside the class of regression graphs after marginalising and conditioning as illustrated with Figure 3 below. But the graph resulting in this way from any regression graph is always within the class of summary graphs. This explains partly why we study the larger class of summary graphs.

**Definition 7.** A summary graph,  $G_{\text{sum}}^N$ , has node set  $N$ , which consists of disjoint subsets  $u, v$ , ordered as  $(u, v)$ . Within  $u$ , the graph has a mixture of a directed acyclic graph and of a covariance graph and, within  $v$ , it has a concentration graph. Between  $u$  and  $v$ , only arrows point from  $v$  to  $u$ .

The notions of parents, offsprings, ancestors and descendants remain unchanged in a summary graph compared to a directed acyclic graph. As will be shown, every summary graph in node set  $N$  can be generated from a directed acyclic graph in node set  $V = \{\circ\}$  by conditioning on  $C = \{\square\}$  and marginalising over  $M = \{\emptyset\}$  so that  $N = V \setminus \{C, M\}$ . This graph is denoted by  $G_{\text{sum}}^{V \setminus \{C, M\}}$ , an associated density by  $f_{N|C}$  that results from  $f_V$ , the given density of the generating graph, which factorizes according to this graph; see (1.3) below.

The density  $f_{N|C}$  may concern discrete, continuous or mixed variables, as implied by  $f_V$ . It has a factorization according to  $(u, v)$  that is written compactly in terms of node sets as

$$f_{N|C} = f_{u|vC} f_{v|C}. \tag{1.1}$$

In the larger generating graph in node set  $V$ , every node in  $v$  and no node in  $u$  is an ancestor of the conditioning set  $C$ . Thus, each component of  $Y_v$  has been generated before  $Y_u$ ; see Figure 2 for an example.

**Table 1.** Types of induced edge when each of  $m$  or  $c$  contains a single node in  $G_{\text{sum}}^N$

Types of induced edge when marginalising over the common neighbor node $t$				
	$t \rightarrow \circ$	$t - \circ$	$t \leftarrow \circ$	$t - - \circ$
$\circ \leftarrow t$	$\circ - - \circ$	$\circ \leftarrow \circ$	$\circ \leftarrow \circ$	$\circ - - \circ$
$\circ \rightarrow t$	$\cdot$	$\circ - \circ$	$\circ - \circ$	$\circ \rightarrow \circ$

and types of induced edge when conditioning on the common neighbor node  $s$  or on one of the descendants of  $s$

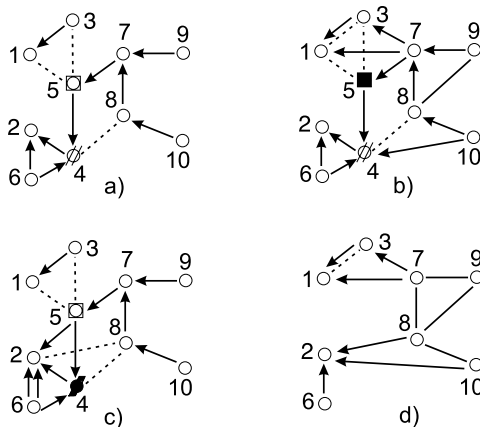
	$s \leftarrow \circ$	$s - - \circ$
$\circ \rightarrow s$	$\circ - \circ$	$\circ \rightarrow \circ$
$\circ - - s$	$\cdot$	$\circ - - \circ$

where the  $\cdot$  notation indicates a symmetric entry.

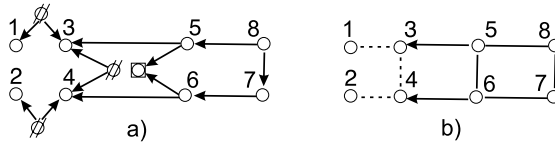
Figures 1–3 illustrate how summary graphs may be generated. For this, the stepwise construction of a summary graph by marginalising over  $m = \{t\}$  or conditioning on  $c = \{s\}$  in  $G_{\text{sum}}^N$  is given in Table 1.

If a node  $t$  is coupled with both of the nodes  $i$  and  $k$ , then  $t$  is said to be their common neighbor. In two-edge paths, the inner node is named a collision node for

$$\circ \rightarrow \circ \leftarrow \circ, \quad \circ \rightarrow \circ - - \circ, \quad \circ - - \circ - - \circ,$$



**Figure 1.** (a) A summary graph with node 4 to be marginalised over and node 5 to be conditioned on, (b) the graph of (a) including edges induced for conditioning on node 5, (c) the graph of (a) including edges induced for marginalising over node 4, (d)  $G_{\text{sum}}^{N \setminus [5,4]}$ .



**Figure 2.** (a) A directed acyclic graph generating (b) a summary graph without semi-directed cycles;  $u = \{1, 2, 3, 4\}$  and  $v = \{5, 6, 7, 8\}$ .

and a transmitting node, otherwise. A path for which all inner nodes are collision nodes is a collision path and a path for which all inner nodes are transmitting nodes is a transmitting path.

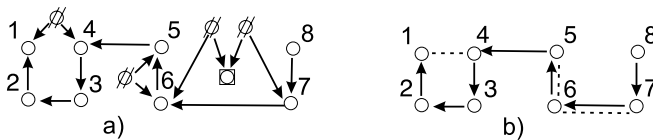
Table 1 is taken from [Wermuth, Cox and Pearl \(1994\)](#). In the [Appendix](#) here, we show that the types of edge are self-consistent when they are induced using Table 1. The table implies in particular that a collision node is edge-inducing by conditioning on it while a transmitting node is edge-inducing by marginalising over it.

Let a summary graph,  $G_{\text{sum}}^N$ , be given and nodes  $s \neq t$  of  $N$  be selected. Suppose one intends to marginalise over node  $t$  and to condition on node  $s$  and  $d_s$  denotes the ancestors of  $s$  within  $u$  of  $G_{\text{sum}}^N$ . Then, a new summary graph in node set  $N' = N \setminus \{s, t\}$  results by using the procedure given in the following Proposition 1. The graph  $G_{\text{sum}}^{N'}$  has its concentration graph in  $v' = v \setminus \{s, t\}$  whenever both nodes are in  $v$ , in  $v' = v \setminus \{s\}$  for only  $s$  in  $v$ , in  $v' = \{v \setminus \{t\}, d_s\}$  for only  $t$  in  $v$  and in  $v' = \{v, d_s\}$  for both nodes in  $u$ .

**Proposition 1 (Generating a summary graph from  $G_{\text{sum}}^N$  by operating on at most two nodes).** From  $G_{\text{sum}}^N$ , the independence-preserving summary graph  $G_{\text{sum}}^{N \setminus \{s, t\}}$  is generated, with  $t$  the marginalising node and  $s$  the conditioning node, by inducing edges as prescribed in Table 1:

- (1) first for the neighbors of  $t$ , second for the neighbors of  $s$  and of all of its ancestors, ignoring in the second step edges involving  $t$ ,
- (2) changing each edge present within  $v'$  into a full line and each edge present between  $u'$  and  $v'$  into an arrow pointing from  $v'$  to  $u'$ ,
- (3) keeping for each node pair of several edges that are of the same kind just one and deleting all nodes and edges involving  $s$  or  $t$ .

Section 3 contains proofs in terms of operators for matrix representations of graphs. The proofs imply for any node subset  $\{m, c\}$  of  $N$  that  $G_{\text{sum}}^{N \setminus \{\emptyset, m\}}$  may be derived before conditioning on set



**Figure 3.** (a) A directed acyclic graph generating (b) a summary graph with  $v$  as the empty set and several semi-directed cycles; the 4, 4-path with inner nodes 1, 2, 3, the 6, 6-path via inner node 5 and the double edge for (6, 7).

$c$ , or  $G_{\text{sum}}^{N \setminus [c, \emptyset]}$  before marginalising over set  $m$  and that within sets  $c$  or  $m$  any order of the nodes can be chosen. In particular, in step (1) one may first work on the neighbors of  $s$  and of all of its ancestors and second on the neighbors of  $t$ , ignoring edges involving  $s$  in this second step.

The matrix formulations lead more directly to  $G_{\text{sum}}^{N \setminus [c, m]}$ , but Proposition 1 gives an algorithm for operating on one node at a time. It is also helpful for small graphs, as illustrated with Figures 1–3. Proposition 1 implies that no coupled pair ever gets uncoupled and that the two types of path that may occur when constructing a summary graph are replaced in  $G_{\text{sum}}^{N \setminus [j, t]}$ :

$$\begin{aligned} \circ \longrightarrow \circ \text{---} \circ & \text{ by } \circ \text{---} \circ \text{---} \circ, \\ \circ \text{---} \text{---} \circ \text{---} \circ & \text{ by } \circ \longleftarrow \circ \text{---} \circ. \end{aligned}$$

The starting summary graph of Figure 1 is in 1(a). For  $j = 5$  and  $t = 4$ , Figure 1(b) shows the edges induced by operating first on  $j$ , Figure 1(c) those induced by operating first on  $t$  and Figure 1(d) displays  $G_{\text{sum}}^{N \setminus [5, 4]}$ .

By construction, a summary graph contains no directed cycle, but possibly semi-directed cycles. These are direction-preserving cycles containing at least one undirected edge; see, for instance, nodes 1, 2, 3, 4 of Figure 3(b).

**Corollary 1 (Regression graphs and summary graphs).** *A regression graph is a summary graph without semi-directed cycles.*

In contrast to a summary graph, a regression graph is an independence graph that has at most one edge coupling any node pair; compare Figures 2(b) and 3(b). Figure 2(b) shows a regression graph generated from a directed acyclic graph and Figure 3(b) a summary graph with semi-directed cycles.

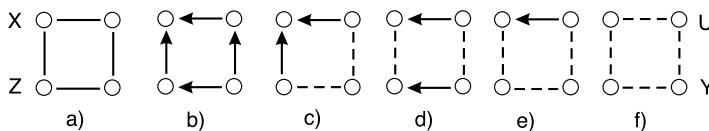
By replacing each dashed  $ik$ -edge by an  $ik$ -path  $i \longleftarrow \emptyset \longrightarrow k$ , every summary graph has a virtual generating directed acyclic graph for the nodes within  $u$  even though a dashed line might actually have been generated by over-conditioning, that is, by including an offspring in the conditioning set of two of its parents; see, for example,  $\emptyset \longrightarrow \square \longleftarrow \emptyset$  as the inner nodes of the 6, 7 path in Figure 3(a).

Similarly, cycles in four or more nodes within  $v$  may be generated from a larger directed acyclic graph by including additional nodes,  $\square$ , in appropriate ways; see Cox and Wermuth (2000). The summary graph in node set  $N$  is uniquely defined if generated from a directed acyclic graph in node set  $V$  for given sets  $M, C$ , but typically many different directed acyclic graphs, in node sets larger than  $N$ , may lead to the same summary graph.

### 1.4. Independence interpretation of summary graphs

A criterion to decide whether a given summary graph,  $G_{\text{sum}}^{V \setminus [C, M]}$ , implies  $\alpha \perp\!\!\!\perp \beta | cC$  is given next. For this, the node set  $N$  is partitioned as  $N = \{\alpha, \beta, c, m\}$ , where only subsets  $c$  or  $m$  may be empty.





**Figure 4.** Important special cases of summary graphs. The two pairs  $X, Y$  and  $Z, U$  are constrained given  $Y_C$ ; with  $X \perp\!\!\!\perp Y|ZU$  in (a)–(c), with  $X \perp\!\!\!\perp Y|U$  in (d), (e) and with  $X \perp\!\!\!\perp Y$  in (f); with  $Z \perp\!\!\!\perp U$  in (c), (e), (f), with  $Z \perp\!\!\!\perp U|Y$  in (b), (d) and with  $Z \perp\!\!\!\perp U|XY$  in (a).

**Lemma 1 (Path criterion for the global Markov property [Koster (2002), Sadeghi (2009)]).**

The graph  $G_{\text{sum}}^{V \setminus \{C, M\}}$  implies  $\alpha \perp\!\!\!\perp \beta|cC$  if and only if it has no  $ik$ -path between  $\alpha$  and  $\beta$  such that every inner collision node is in  $c$  or has a descendant in  $c$  and every other inner node is outside  $c$ .

In addition to the directly described path, Lemma 1 specifies many special types of forbidden path. We name a path of  $n > 2$  nodes an  $a$ -line path if all inner nodes are within set  $a$ . The marginalising set for  $\alpha \perp\!\!\!\perp \beta|cC$  in  $G_{\text{sum}}^{V \setminus \{C, M\}}$  is implicitly defined by  $m = N \setminus \{\alpha, \beta, c\}$ . Then, in  $G_{\text{sum}}^{V \setminus \{C, M\}}$ , there should be for node  $i$  in  $\alpha$  and node  $k$  in  $\beta$  no  $ik$ -edge, no  $m$ -line transmitting  $ik$ -path, no  $c$ -line collision  $ik$ -path and no  $ik$ -path with all inner transmitting nodes in  $m$  and all inner collision nodes in  $c$ .

**Corollary 2 (Active  $ik$ -paths).** An  $ik$ -path in  $G_{\text{sum}}^N$  is active relative to  $[c, m]$  if and only if it is an  $ik$ -edge or every inner transmitting node is in  $m$  and every inner collision node is in  $c$  or has a descendant in  $c$ .

If an active  $ik$ -path relative to  $[c, m]$  has uncoupled endpoints, the path is closed by an  $ik$ -edge in  $G_{\text{sum}}^{N \setminus \{c, m\}}$ . If an active  $ik$ -path has coupled endpoints, the path is edge-inducing in the construction process of  $G_{\text{sum}}^{N \setminus \{c, m\}}$ . Thus, we sometimes replace ‘active’ by the more concrete term ‘edge-inducing’.

Figure 2(b) represents a regression graph, hence each missing edge corresponds to at least one independence statement. This contrasts with Figure 3(b), which has semi-directed cycles and no independence statement is implied for pairs (1, 5), (5, 7), (5, 8), (6, 8). For pair (1, 5), we give more detailed arguments.

In the graph of Figure 2(b), node 3 has no descendants and is an inner collision node in every path connecting 1 and 5. Hence, when node 3 is marginalised over,  $1 \perp\!\!\!\perp 5|C$  is implied. In the graph of Figure 3(b), pair (1, 5), is connected by a descendant–ancestor path with inner nodes in {2, 3, 4}. Therefore, a 1, 5-edge is induced by marginalising over nodes 2, 3, 4 and hence  $1 \perp\!\!\!\perp 5|C$  is not implied. A 1, 5-edge is induced by conditioning on node 4 or on any of its descendants in {1, 2, 3} so that  $1 \perp\!\!\!\perp 5|cC$  is not implied,  $c \neq \emptyset$ .

Figure 4 shows special cases of summary graphs, noting that  $C$  and one of  $u, v$  may be empty sets. Figure 4 shows that summary graphs cover all six possible combinations of independence constraints on two non-overlapping pairs of four variables  $X, Z, U, Y$ . Substantive research examples with well-fitting data to linear models of Figure 4 have been given by Cox and Wermuth

(1993) to the concentration graph in Figure 4(a), the directed acyclic graph in Figure 4(b), the graph of seemingly unrelated regression graph in Figure 4(d) and the covariance graph in Figure 4(f).

### 1.5. Markov equivalence

The notion of Markov equivalence is important, because for any given set of data one cannot distinguish between two Markov equivalent graph models on the basis of goodness-of-fit tests.

**Definition 8.** *Two different graphs in node set  $N$  are Markov equivalent if they capture the same independence structure.*

Since a different set of two independence statements is associated with each of the graphs in Figure 4, none of the six graphs are Markov equivalent.

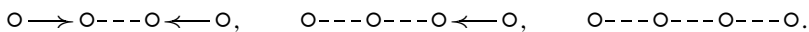
Known conditions, under which a concentration graph or a covariance graph is Markov equivalent to a directed acyclic graph, may be proven by orienting the graphs, that is, by changing each edge present into an arrow. The same type of argument can be extended to other independence graphs such as to regression graphs; see also Proposition 2 below. For this, we need a few more definitions for graphs.

For  $a \subset N$ , the subgraph induced by  $a$  is obtained by keeping all nodes in  $a$  and all edges coupling nodes within  $a$ . A subgraph induced by three nodes that has two edges is named a V-configuration or simply a V. A path is said to be chordless if each inner node forms a V with its two neighbors.

For V's of a regression graph that are collision paths with endpoints  $i$  and  $k$ , the inner node is excluded from the conditioning set of every independence statement for  $Y_i, Y_k$  implied by the graph. In contrast, for V's of a regression graph that are transmitting paths, the inner node is included in the conditioning set of every independence statement for  $Y_i, Y_k$  implied by the graph. Thus, the independence structure of the graph would be changed whenever any collision V were exchanged by a transmitting V.

A concentration graph with a chordless 4-cycle, as in Figure 4(a), or with any larger chordless cycle, is not Markov equivalent to a directed acyclic graph; see Dirac (1961) and Lauritzen (1996). The reason is that it is impossible to orient the graph, that is, to replace each edge by an arrow, without obtaining either a directed cycle or at least one collision V.

Similarly, a covariance graph is not Markov equivalent to a directed acyclic graph if it contains a chordless collision path in four nodes; see Pearl and Wermuth (1994). The reason is that it is impossible to orient each edge without obtaining at least one transmitting V. There are the following three types of chordless collision paths in four nodes in a regression graph:



The next result in Proposition 2 explains why, in general, three types of edge are needed after marginalising and conditioning in a directed acyclic graph.

**Proposition 2 (Lack of Markov equivalence).** *If a regression graph contains a chordless collision path in four distinct nodes or a chordless cycle in  $n \geq 4$  nodes within  $v$ , then it is not Markov equivalent to any directed acyclic graph in the same node set.*

**Proof.** It is impossible to orient the graph with any one of the above chordless collision paths in four nodes into edges of a directed acyclic graph without switching between the two types of inner nodes in at least one  $V$ , that is, between a collision and a transmitting node. And, for the chordless cycle in  $n \geq 4$  nodes, the above result for concentration graphs due to Dirac applies. □

Currently, one knows how to generate three types of independence-preserving graphs from a given directed acyclic graph in node set  $V$  for the same disjoint subsets  $M$  and  $C$  of  $V$ . In an MC graph, four types of edge may occur in combination,  $i \leftarrow k$ ,  $i \rightarrow k$ ,  $i --- k$  and  $i \text{---} k$ . A summary graph may have only one type of double edge,  $i \rightleftarrows k$  and three types of single edges,  $i \leftarrow k$ ,  $i --- k$  and  $i \text{---} k$ , while the maximal ancestral graph is an independence graph with up to three types of single edges,  $i \leftarrow k$ ,  $i --- k$  and  $i \text{---} k$ , where, traditionally, the edge  $i --- k$  is drawn as a double-headed arrow. For proofs of Markov equivalence of the three corresponding types of graphs, see [Sadeghi \(2009\)](#). In Section 3.6 below, the unique MAG corresponding to a given summary graph is constructed.

### 1.6. Families of distribution generated over parent graphs

A distribution and its joint density  $f_V$  is said to be generated over a directed acyclic graph whenever  $f_V$  factorizes recursively into univariate conditional densities that satisfy the independence constraints specified with the graph. Any full ordering of  $V$  is compatible with a given directed acyclic graph if, for each node  $i$ , all ancestors of  $i$  are in  $\{i + 1, \dots, d_V\}$ . The set of parent nodes of  $i$  is denoted by  $\text{par}_i$ .

For  $V = (1, \dots, d_V)$  specifying a compatible ordering of node set  $V$ , a defining list of constraints for a directed acyclic graph is

$$f_{i|i+1,\dots,d_V} = f_{i|\text{par}_i} \iff i \perp\!\!\!\perp \{i + 1, \dots, d_V\} \setminus \text{par}_i \mid \text{par}_i \tag{1.2}$$

and the factorization of the density generated over the graph is

$$f_V = \prod_{i=1}^{d_V} f_{i|\text{par}_i}. \tag{1.3}$$

To generate  $f_V$  recursively, one can take any compatible ordering of  $V$ .

**Definition 9.** *For a recursive generating process of  $f_V$ , one starts with the marginal density  $f_{d_V}$  of  $Y_{d_V}$ , proceeds with the conditional density of  $Y_{d_V-1}$  given  $Y_{d_V}$ , continues to  $f_{i|i+1,\dots,d_V}$  and ends with the conditional density of  $Y_1$  given  $Y_2, \dots, Y_{d_V}$ .*

To let a directed acyclic graph represent one of such recursive generating processes, the graph is to capture both independences and dependences.

**Definition 10.** A directed acyclic graph, with a given compatible ordering of  $V$ , is edge-minimal for  $f_V$  generated over it if

$$f_{i|\text{par}_i} \neq f_{i|\text{par}_i \setminus l} \quad \text{for each } l \in \text{par}_i .$$

Under this condition of edge-minimality of the generating graph for  $f_V$ , all relevant explanatory variables are included for each  $Y_i$  and no edge can be removed from the graph without changing the independence statements satisfied by  $Y_i$  given its past,  $\text{pst}_i = \{i + 1, \dots, d_V\}$ .

An edge-minimal graph may represent a research hypothesis in a given substantive context. For such a hypothesis, those dependences are considered that are strong enough to be of substantive interest while others are translated into independence statements; see [Wermuth and Lauritzen \(1990\)](#).

**Definition 11.** A recursive generating process of  $f_V$  in the order  $V = (1, \dots, d_V)$  is said to consist of freely chosen components  $Y_i$  if each  $Y_i$  can be discrete or continuous and the parameters of  $f_{i|\text{pst}_i}$  are variation independent of those of  $f_{\text{pst}_i}$ . The form of the family of distribution of  $Y_i$  given  $Y_{\text{pst}_i}$  may be of any type.

For exponential families of distributions, variation-independent factorizations of  $f_{i,\text{pst}_i} = f_{i|\text{pst}_i} f_{\text{pst}_i}$  coincide with the notion of a cut given by [Barndorff-Nielsen \(1978\)](#), page 50. These types of factorization imply that the overall likelihood function can be maximized by maximizing each factor  $f_{i|\text{pst}_i}$  separately.

In families of distribution with  $f_V$  consisting of freely chosen components that satisfy the defining independences (1.2) of the given graph, some further constraints on each  $f_{i|\text{par}_i}$  are possible such as no-higher-order interactions or such as requiring  $Y_i$  to have dependences of equal strength on several of its explanatory variables, that is, on several components of  $Y_{\text{par}_i}$ . Excluded are, for instance, constraints across conditional distributions, such as dependences of  $Y_i$  on some of  $Y_{\text{par}_i}$  to be equal to those of  $Y_k$  on some of  $Y_{\text{par}_k}$ .

Freely chosen components  $Y_i$  are in general incompatible with distributions that are to be faithful to a generating directed acyclic graph. The notion was introduced by [Spirtes, Glymour and Scheines \(1993\)](#). It means that the independence structure of  $f_V$  coincides with the independence structure captured by the graph and it leads in general to complex constraints on the parameter space for distributions generated over parent graphs; see [Figure 1 of Wermuth, Marchetti and Cox \(2009\)](#) for a simple example with three binary variables. In contrast, variation independence permits special constellations of parameter values that may lead to independences in  $f_V$  that are additional to those implied by the graph.

For research hypotheses, defined in terms of recursive constraints on the independence structure and on dependences of  $f_V$ , appropriate specifications and resulting properties can now be given. For this, only connected graphs are considered, those with each node pair connected by at least one path.

**Definition 12.** A connected, directed, acyclic graph is named a parent graph,  $G_{\text{par}}^V$  when one ordering of its node set  $V = (1, \dots, d_V)$  is given for the recursive generating process of  $f_V$  and it is edge-minimal for  $f_V$ .

**Definition 13.** A family of distributions is said to be generated over a given parent graph if it varies fully and each component of  $f_V$  is freely chosen in the recursive generating process of  $f_V$ .

**Proposition 3 (General properties of families of distribution generated over  $G_{\text{par}}^V$ ).** A family of distributions generated over  $G_{\text{par}}^V$  and each of its members satisfies the intersection and the composition property. Every  $ik$ -path present in  $G_{\text{par}}^V$  that induces an  $ik$ -edge by marginalising or conditioning is also association-inducing for  $Y_i, Y_k$ .

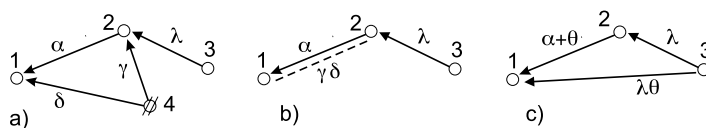
**Proof.** The intersection property holds by the definition of fully varying distributions. The composition property holds by the definition of a parent graph since pairwise independences without mutual independence cannot result for edge-minimal, connected graphs that are directed and acyclic. More precisely, let  $i < k$ , and  $c, d$  be disjoint subsets of  $\text{pst}_i \setminus k$ , then both of  $i \perp\!\!\!\perp c|d$  and  $k \perp\!\!\!\perp c|d$  can be in the defining list of independences only if the statement  $i \perp\!\!\!\perp c|kd$  is also satisfied. In this case,  $f_{ikc|d} = f_{i|kd} f_{k|d} = f_{i|kd}$  so that  $ik \perp\!\!\!\perp c|d$  is implied. Finally, edge-minimality of a connected  $G_{\text{par}}^V$  and freely chosen densities  $f_{i|\text{pst}_i}$  assure that each edge-inducing path is also association-inducing.  $\square$

Excluded are incomplete families of distributions in which the independence statement associated with each  $V$  is not unique. For instance, for an uncoupled node pair  $i, k$  with transition  $V, i \leftarrow j \leftarrow k$  and  $\gamma \subseteq \text{pst}_k$ , it is impossible that

$$\int f_{i|j\gamma} f_{jk|\gamma} / f_{j|\gamma} dy_j = f_{i|\gamma} f_{k|\gamma}, \quad \text{or equivalently} \quad \int (f_{i|j\gamma} - f_{i|\gamma}) f_{j|k\gamma} dy_j = 0.$$

### 1.7. Using summary graphs to detect distortions of generating dependences

In a MAG, the dependence corresponding to an  $ik$ -arrow may differ, without any warning, qualitatively from the generating dependence of  $Y_i$  on  $Y_k$  in  $f_V$ . In particular, it may change the



**Figure 5.** (a) Generating graph for Gaussian relations in standardized variables, leading for variable  $Y_4$  unobserved to (b) the summary graph and (c) the maximal ancestral graph for the observed variables; with the generating dependences attached to the arrows in (a), simple correlations  $\rho_{12} = \alpha + \gamma\delta$ ,  $\rho_{13} = \alpha\lambda$ ,  $\rho_{23} = \lambda$  and  $\theta = \gamma\delta / (1 - \lambda^2)$  are implied.

sign but stay a strong dependence. If this remained undetected, one would come to qualitatively wrong conclusions when interpreting the parameters measuring the conditional dependence of  $Y_i$  on  $Y_k$  in  $f_{u|vC}$ .

The summary graph corresponding to a MAG detects, whether and for which of the generating dependences,  $i \leftarrow k$ , having both of  $i, k$  within  $u$ , such distortions can occur due to direct or indirect confounding; see [Wermuth and Cox \(2008\)](#) and Corollary 4, Lemma 1 below. We illustrate here direct confounding with Figure 5 and indirect confounding with Figure 6.

For a joint Gaussian distribution, the distortions are compactly described in terms of regression coefficients for variables  $Y_i$  standardized to have mean zero and variance one. For Figure 5(a), the generating equations are

$$Y_1 = \alpha Y_2 + \delta Y_4 + \varepsilon_1, \quad Y_2 = \lambda Y_3 + \gamma Y_4 + \varepsilon_2, \quad Y_3 = \varepsilon_3, \quad Y_4 = \varepsilon_4. \quad (1.4)$$

With residuals having zero means and being uncorrelated, the equations of the summary graph model that result from (1.4) for  $Y_4$  unobserved have one pair of correlated residuals

$$Y_1 = \alpha Y_2 + \eta_1, \quad Y_2 = \lambda Y_3 + \eta_2, \quad Y_3 = \eta_3, \\ \eta_1 = \delta Y_4 + \varepsilon_1, \quad \eta_2 = \gamma Y_4 + \varepsilon_2, \quad \eta_3 = \varepsilon_3, \quad \text{cov}(\eta_1, \eta_2) = \gamma \delta.$$

The equation parameters of the standardized Gaussian associated with the MAG of Figure 5(c) are instead defined via

$$E(Y_1|Y_2 = y_2, Y_3 = y_3), \quad E(Y_2|Y_3 = y_3),$$

with all residuals in the recursive equations being uncorrelated. The generating dependence  $\alpha$  is retained in the summary graph model.

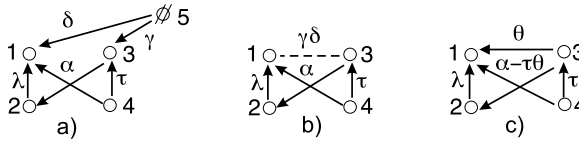
The parameter for the dependence of  $Y_1$  on  $Y_2$  in the MAG model, expressed in terms of the generating parameters of Figure 5(a), is  $\alpha + \gamma \delta / (1 - \lambda^2)$ . The summary graph in Figure 5(b) is a graphic representation of the simplest type of an instrumental variable model, used in econometrics [see [Sargan \(1958\)](#)] to separate a direct confounding effect, here  $\gamma \delta$ , from the dependence of interest, here  $\alpha$ .

In general, possible distortions due to direct confounding in parameters of dependence in MAG models are recognized in the corresponding summary graph by a double edge  $i \leftarrow\leftarrow k$ . In the following example of Gaussian standardized variables, there is no direct confounding of the generating dependence  $\alpha$  but there is indirect confounding of  $\alpha$  while  $\lambda$  remains undistorted.

To simplify the figures, the coefficient attached to  $2 \leftarrow 3$  is not displayed in any of the three graphs of Figure 6. The generating graph in Figure 6(a) is directed and acyclic so that the corresponding linear equations in standardized Gaussian variables, defined implicitly by Figure 6(a), have uncorrelated residuals. The example is adapted from [Robins and Wasserman \(1997\)](#). The summary graph in Figure 6(b) shows with a dashed line the induced association for pair  $Y_1, Y_3$  that results by marginalising  $f_V$  over  $Y_5$ .

The equations of the summary graph model, obtained for  $Y_5$  unobserved, have precisely one pair of correlated residuals,  $\text{cov}(\eta_1, \eta_3) = \gamma \delta$  and

$$Y_1 = \lambda Y_2 + \alpha Y_4 + \eta_1, \quad Y_2 = \rho_{23} Y_3 + \eta_2, \quad Y_3 = \tau Y_4 + \eta_3, \quad Y_4 = \eta_4.$$



**Figure 6.** (a) Generating graph for linear relations in standardized variables, leading for variable  $Y_5$  unobserved to (b) the summary graph and (c) the maximal ancestral graph for the observed variables; with the generating dependences attached to the arrows in (a) implied are:  $\theta = \gamma\delta/(1 - \tau^2)$ ; generating dependence  $\lambda$  undistorted in both models to the graphs (b), (c); generating dependence  $\alpha$  preserved with (b), distorted with (c).

The summary graph model preserves both  $\lambda$  and  $\alpha$  as equation parameters.

In the corresponding MAG model, represented by the graph in Figure 6(c), the equation parameters associated with arrows present in the graph are unconstrained linear least-squares regression coefficients. These coefficients, expressed in terms of the generating parameters of Figure 6(a), are shown next to the arrows in Figure 6(c). Thus, the generating coefficient  $\lambda$  is preserved, while  $\alpha$  is changed into  $\alpha - \tau\theta$ , with  $\theta = \gamma\delta/(1 - \tau^2)$ .

Direct confounding of a generating dependence of  $Y_i$  on  $Y_k$  is avoided in intervention studies, such as experiments and controlled clinical trials, by randomized allocation of individuals to the levels of  $Y_k$ , but severe indirect confounding may occur nevertheless; see [Wermuth and Cox \(2008\)](#).

Then, the set of ancestors of node  $i$  in  $G_{\text{par}}^V$  be denoted by  $\text{anc}_i$ . Then, the set of ancestors of node  $i$  in  $G_{\text{sum}}^{V \setminus \{C, M\}}$  within  $u$  is  $c_i = u \cap \text{anc}_i$ ; since no additional ancestor of  $i$  is ever generated within  $u$ . Then, by conditioning  $Y_i$  on  $Y_v$  and  $Y_{c_i}$ , one marginalises implicitly over the nodes in set  $m_i = \{1, \dots, i\}, \{u \cap \text{pst}_i \setminus c_i\}$  and indirect confounding may result.

**Corollary 3 (Lack of confounding in measures of conditional dependence).** *A generating dependence  $i \leftarrow k$  present in  $G_{\text{par}}^V$  is undistorted in the MAG model in nodes  $V \setminus \{C, M\}$ : (1) by direct confounding if in  $G_{\text{par}}^V$  there is no active  $ik$ -path relative to  $\{C, M\}$  and (2) by indirect confounding if in  $G_{\text{sum}}^{V \setminus \{C, M\}}$  there is no active  $ik$ -path relative to  $\{c_i, m_i\}$ .*

In distributions generated over  $G_{\text{par}}^V$ , every active path is association-inducing, hence a generating dependence will be confounded unless the distortion is cancelled by other edge-inducing paths. When a distortion is judged to be severe depends on the subject matter context. To detect indirect confounding, we name  $k$  a forefather of  $i$  if it is an ancestor but not a parent of  $i$  and three dots indicate more edges and nodes of the same type.

**Lemma 2 (A graphical criterion [[Wermuth and Cox \(2008\)](#)]).** *For  $i \leftarrow k$  of  $G_{\text{par}}^V$ , indirect confounding in the absence of direct confounding is generated in the MAG model by marginalising over  $M = \{l > k, l + 1, \dots, d_V\}$  if and only if in the corresponding summary graph  $G_{\text{sum}}^{V \setminus \{\emptyset, M\}}$ , which is without double edges, associations for  $Y_i, Y_k$  do not cancel that result by conditioning on all ancestors of node  $i$ , that is, from the following types of collision  $ik$ -paths that have as*

inner nodes only forefathers of node  $i$ :

$$i \text{---} \square \cdots \square \text{---} \square \text{---} k, \quad i \text{---} \square \cdots \square \text{---} \square \longleftarrow k. \tag{1.5}$$

An example of such a path of indirect confounding is given with Figure 6(b) above, where for  $1 \longleftarrow 4$ , it is the path  $1 \text{---} 3 \longleftarrow 4$ .

In the following two sections, we give further preliminary results and those proofs of new results for which we use more technical arguments.

## 2. Further preliminary results

The edge matrix  $\mathcal{A}$  of a parent graph is a  $d_V \times d_V$  unit upper-triangular matrix, that is, a matrix with ones along the diagonal and zeros in the lower triangular part, such that for  $i < k$ , element  $\mathcal{A}_{ik}$  of  $\mathcal{A}$  satisfies

$$\mathcal{A}_{ik} = 1 \quad \text{if and only if} \quad i \longleftarrow k \text{ in } G_{\text{par}}^V. \tag{2.1}$$

Because of the triangular form of the edge matrix  $\mathcal{A}$  of  $G_{\text{par}}^V$ , a density  $f_V$  generated over a given parent graph has also been called a triangular system of densities.

### 2.1. Linear triangular systems

A linear triangular system is given by a set of recursive linear equations for a mean-centered random vector variable  $Y$  of dimension  $d_V \times 1$  having  $\text{cov}(Y) = \Sigma$ , that is, by

$$AY = \varepsilon, \tag{2.2}$$

where  $A$  is a real-valued  $d_V \times d_V$  unit upper-triangular matrix, given by

$$E_{\text{lin}}(Y_i | Y_{i+1} = y_{i+1}, \dots, Y_{d_V} = y_{d_V}) = -A_{i, \text{par}_i, Y_{\text{par}_i}},$$

and  $E_{\text{lin}}(\cdot)$  denotes a linear predictor. The random vector  $\varepsilon$  of residuals has zero mean and  $\text{cov}(\varepsilon) = \Delta$ , a diagonal matrix. A Gaussian triangular system of densities is generated if the distribution of each residual  $\varepsilon_i$  is Gaussian and the corresponding joint Gaussian family varies fully if  $\Delta_{ii} > 0$  for all  $i$ .

The covariance and concentration matrix of  $Y$  are, respectively, using  $(A^{-1})^T = A^{-T}$

$$\Sigma = A^{-1} \Delta A^{-T}, \quad \Sigma^{-1} = A^T \Delta^{-1} A. \tag{2.3}$$

Linear independences that constrain the equation (2.2) are defined by zeros in the triangular decomposition,  $(A, \Delta^{-1})$ , of the concentration matrix. For joint Gaussian distributions

$$A_{ik} = 0 \quad \iff \quad i \perp\!\!\!\perp k | \text{par}_i \text{ for } k \in \text{pst}_i \setminus \text{par}_i .$$



The edge matrix  $\mathcal{A}$  of  $G_{\text{par}}^V$  coincides for Gaussian triangular systems generated over  $G_{\text{par}}^V$  with the indicator matrix of zeros in  $A$ , that is,  $\mathcal{A} = \text{In}[A]$ , where  $\text{In}[\cdot]$  changes every non-zero entry of a matrix into a one. Furthermore, since the parent graph in node set  $V$  is edge-minimal for  $f_V$ , we have

$$A_{ik} = 0 \iff \mathcal{A}_{ik} = 0.$$

Edge matrices expressed in terms of components of a set of given generating edge matrices are called induced. Simple examples of edge matrices induced by  $\mathcal{A}$  of (2.1) are the overall covariance and the overall concentration graph; see [Wermuth and Cox \(2004\)](#). These two types of graphs have as induced edge matrices, respectively,

$$\mathcal{S}_{VV} = \text{In}[\mathcal{A}^- \mathcal{A}^{-T}] \quad \text{and} \quad \mathcal{S}^{VV} = \text{In}[\mathcal{A}^T \mathcal{A}], \tag{2.4}$$

where  $\mathcal{A}^-$  has all ones of  $\mathcal{A}$  and an additional one in position  $(i, k)$  if and only if  $k$  is a forefather of node  $i$  in  $G_{\text{par}}^V$ . In the graph with edge matrix  $\mathcal{A}^-$ , every forefather  $k$  of  $i$  is turned into a parent, that is,  $i \leftarrow k$  is inserted.

By writing the two matrix products in (2.4) explicitly, one sees that for an uncoupled node pair  $i, k$  in the parent graph, there is an additional edge in the induced concentration graph of  $Y_V$  if and only if the pair has a common offspring in  $G_{\text{par}}^V$ . With a zero in position  $i, k$  of  $\mathcal{A}^-$ , there is an additional  $ik$ -edge in the induced covariance graph if and only if an uncoupled pair has a common parent in the directed graph with edge matrix  $\mathcal{A}^-$ .

Both of these induced matrices are symmetric. The covariance and the concentration matrix, implied by a linear triangular system and given in (2.3), contain all zeros present in the corresponding induced edge matrices, but possibly more. This happens for  $(i, k)$  whenever the associations that are induced for  $Y_i, Y_k$  by several edge-inducing  $ik$ -paths cancel precisely. For such particular parametric constellations in Gaussian distributions generated over parent graphs, see [Wermuth and Cox \(1998\)](#). In data analyses, near cancellations are encountered frequently.

By contrast, the induced edge matrices capture consequences of the generating independence structure. They contain structural zeros. These are zeros that occur for all permissible parametrisations, or, expressed differently, that occur for each member of a family  $f_V$  generated over a given  $G_{\text{par}}^V$ .

For distributions generated over parent graphs, a zero in position  $(i, k)$  of  $\mathcal{S}_{VV}$  and of  $\mathcal{S}^{VV}$  means, respectively, that

$$i \perp\!\!\!\perp k, \quad i \perp\!\!\!\perp k | V \setminus \{i, k\} \tag{2.5}$$

is implied by  $G_{\text{par}}^V$ . Thus, in contrast to the global Markov property, the induced graphs answer all queries concerning sets of these two types of independence statements at once.

More complex induced edge matrices arise, for instance, in regression graphs and in summary graphs derived from  $\mathcal{A}$ . For transformations of linear systems, we use the operator called partial inversion, which is introduced next; for proofs and discussions see [Wermuth, Wiedenbeck and Cox \(2006\)](#), [Marchetti and Wermuth \(2009\)](#), [Wiedenbeck and Wermuth \(2010\)](#).

### 2.2. Partial inversion

Let  $F$  be a square matrix of dimension  $d_V$  with principal submatrices that are all invertible. This holds for every  $A$  of (2.2) and for every covariance matrix of a Gaussian distribution that varies fully, so that  $Y$  has no degenerate component.

For any subset  $a$  of  $V$  and  $b = V \setminus a$ , by applying partial inversion to the linear equations  $FY = \eta$ , say, these are modified into

$$\text{inv}_a F \begin{pmatrix} \eta_a \\ Y_b \end{pmatrix} = \begin{pmatrix} Y_a \\ \eta_b \end{pmatrix}. \tag{2.6}$$

By applying partial inversion to  $b$  of  $V$  in equation (2.6), one obtains  $Y = F^{-1}\eta$ . Thus, full inversion is decomposed into two steps of partial inversion.

Partial inversion extends the sweep operator for symmetric, invertible matrices to non-symmetric matrices  $F$

$$\text{inv}_a F = \begin{pmatrix} F_{aa}^{-1} & -F_{aa}^{-1}F_{ab} \\ F_{ba}F_{aa}^{-1} & F_{bb.a} \end{pmatrix} \quad \text{with } F_{bb.a} = F_{bb} - F_{ba}F_{aa}^{-1}F_{ab}. \tag{2.7}$$

**Lemma 3 (Some properties of partial inversion [Wermuth, Wiedenbeck and Cox (2006)]).** *Partial inversion is commutative, can be undone and is exchangeable with selecting a submatrix. For  $V$  partitioned as  $V = \{a, b, c, d\}$ :*

- (1)  $\text{inv}_a \text{inv}_b F = \text{inv}_b \text{inv}_a F$ ,
- (2)  $\text{inv}_{ab} \text{inv}_{bc} F = \text{inv}_{ac} F$ ,
- (3)  $[\text{inv}_a F]_{J,J} = \text{inv}_a F_{J,J}$  for  $J = \{a, b\}$ .

In contrast, the sweep operator cannot be undone; see Dempster (1972). Example 1 shows how the triangular equations in (2.2) are modified by partial inversion on  $a$ , where  $a$  consists of the first  $d_a$  components of  $Y$ . Instead of the full recursive order  $V = (1, \dots, d_V)$  with uncorrelated residuals, a block-recursive order  $V = (a, b)$  results, where residuals within  $a$  are correlated, but uncorrelated with the unchanged residuals within  $b$ .

**Example 1 (Partial inversion applied to a linear triangular system (2.2) with an order-respecting split of  $V$ ).** For  $a = \{1, \dots, d_a\}$ ,  $b = \{d_a + 1, \dots, d_V\}$

$$\text{inv}_a A = \begin{pmatrix} A_{aa}^{-1} & -A_{aa}^{-1}A_{ab} \\ 0 & A_{bb} \end{pmatrix} \quad \text{gives with } Y_a = -A_{aa}^{-1}A_{ab}Y_b + A_{aa}^{-1}\varepsilon_a,$$

the implied form of linear least-squares regression of  $Y_a$  on  $Y_b$ , where

$$E_{\text{lin}}(Y_a|Y_b = y_b) = \Pi_{a|b}y_b, \quad Y_{a|b} = Y_a - \Pi_{a|b}Y_b, \quad \text{cov}(Y_{a|b}) = \Sigma_{aa|b}$$

and

$$\Pi_{a|b} = -A_{aa}^{-1}A_{ab}, \quad \Sigma_{aa|b} = A_{aa}^{-1}\Delta_{aa}A_{aa}^{-T}.$$

Example 2 shows how the triangular equations contained in (2.2) are modified by partial inversion on  $b$ , where  $V = (a, b, c)$  so that  $b$  consists of intermediate components of  $Y$ . To use the matrix formulation in (2.7) directly, one sets  $b := (a, c)$ ,  $a := b$  and leaves components within  $a$  and  $b$  unchanged to obtain  $\tilde{A}$ , which is not block-triangular in  $(a, b)$ . After partial inversion of  $\tilde{A}$  on  $a$ , the original order is restored for the results presented in Example 2.

**Example 2 (Partial inversion applied to a linear triangular system (2.2) for an order-respecting partitioning  $V = (a, b, c)$ ).** With  $a = \{1, \dots, d_a\}$ ,  $b = \{d_a + 1, \dots, (d_a + d_b)\}$  and  $c = \{(d_a + d_b) + 1, \dots, d_V\}$ ,

$$\text{inv}_b A = \begin{pmatrix} A_{aa} & A_{ab}A_{bb}^{-1} & A_{ac.b} \\ 0 & A_{bb}^{-1} & -A_{bb}^{-1}A_{bc} \\ 0 & 0 & A_{cc} \end{pmatrix} \quad \text{gives } Y_a = -A_{aa}^{-1}A_{ac.b}Y_c + \eta_a,$$

the implied form of the linear least-squares regression of  $Y_a$  on  $Y_c$ , with

$$\eta_a = A_{aa}^{-1}\varepsilon_a + \Pi_{a|b.c}A_{bb}^{-1}\varepsilon_b, \quad \Pi_{a|bc} = (\Pi_{a|b.c}, \Pi_{a|c.b}) = -A_{aa}^{-1}(A_{ab}, A_{ac}).$$

For  $\Pi_{a|c}$ , a special form of Cochran’s recursive definition of regression coefficients results, see also [Wermuth and Cox \(2004\)](#),

$$\Pi_{a|c} = \Pi_{a|c.b} + \Pi_{a|b.c}\Pi_{b|c} = -A_{aa}^{-1}(A_{ac} - A_{ab}A_{bb}^{-1}A_{bc}) = -A_{aa}^{-1}A_{ac.b}.$$

For  $\text{cov}(Y_{a|c})$ , Anderson’s recursive definition of covariance matrices results:

$$\Sigma_{aa|c} = A_{aa}^{-1}\Delta_{aa}A_{aa}^{-T} + \Pi_{a|b.c}(A_{bb}^{-1}\Delta_{bb}A_{bb}^{-T})\Pi_{a|b.c}^T = \Sigma_{aa|bc} + \Sigma_{ab|c}\Sigma_{bb|c}^{-1}\Sigma_{ba|c}.$$

For  $b, c$ , the result in Example 2 is as in Example 1. For  $Y_a$ , the original recursive regressions given  $Y_b, Y_c$  are modified into recursive regressions given only  $Y_c$ . The residuals between  $Y_a, Y_b$  are correlated since  $\text{cov}(Y_{a|c}, Y_{b|c}) = \Sigma_{ab|c}$  but remain uncorrelated from those in  $c$ . In the modified equations,  $Y_b$  can be removed without affecting any of the other remaining relations.

For a more detailed discussion of the three different types of recursion relations of linear association measures due to Cochran, Anderson and Dempster, see [Wiedenbeck and Wermuth \(2010\)](#).

For Example 3, one starts with equation (2.2) premultiplied by  $A^T\Delta^{-1}$  and obtains linear equations in which the equation parameter matrix,  $\Sigma^{-1}$ , coincides with the covariance matrix of the residuals, that is, one starts with

$$\Sigma^{-1}Y = A^T\Delta^{-1}\varepsilon. \tag{2.8}$$

**Example 3 (Partial inversion with any split of  $V$  applied to  $\Sigma^{-1}$ ).** The covariance matrix  $\Sigma$  and the concentration matrix  $\Sigma^{-1}$  of  $Y$  are written, partitioned according to  $(a, b)$  for  $a$  any subset of  $V$ , as

$$\Sigma = \begin{pmatrix} \Sigma_{aa} & \Sigma_{ab} \\ \cdot & \Sigma_{bb} \end{pmatrix}, \quad \Sigma^{-1} = \begin{pmatrix} \Sigma^{aa} & \Sigma^{ab} \\ \cdot & \Sigma^{bb} \end{pmatrix},$$

where the  $\cdot$  notation indicates symmetric entries. Partial inversion of  $\Sigma^{-1}$  on  $a$  leads to three distinct components,  $\Pi_{a|b}$ , the population coefficient matrix of  $Y_b$  in linear least-squares regression of  $Y_a$  on  $Y_b$ ; the covariance matrix  $\Sigma_{aa|b}$  of  $Y_{a|b}$ ; and the marginal concentration matrix  $\Sigma^{bb.a}$  of  $Y_b$

$$\text{inv}_a \Sigma^{-1} = \begin{pmatrix} \Sigma_{aa|b} & \Pi_{a|b} \\ \sim & \Sigma^{bb.a} \end{pmatrix}, \tag{2.9}$$

where the  $\sim$  notation denotes entries that are symmetric except for the sign.

Since (2.6) and (2.7) give  $\text{inv}_a \Sigma^{-1} = \text{inv}_b \Sigma$  directly, several well-known dual expressions for the three submatrices in (2.9) result:

$$\begin{pmatrix} (\Sigma^{aa})^{-1} & -(\Sigma^{aa})^{-1} \Sigma^{ab} \\ \sim & \Sigma^{bb} - \Sigma^{ba} (\Sigma^{aa})^{-1} \Sigma^{ab} \end{pmatrix} = \begin{pmatrix} \Sigma_{aa} - \Sigma_{ab} \Sigma_{bb}^{-1} \Sigma_{ba} & \Sigma_{ab} \Sigma_{bb}^{-1} \\ \sim & \Sigma_{bb}^{-1} \end{pmatrix},$$

where the explicit form of  $\Sigma_{bb}^{-1} = \Sigma^{bb.a}$  is Dempster’s recursive definition of concentration matrices.

A more complex key result is that, for any block-triangular system of linear equations for  $Y$ , with equation parameter matrix  $H$  and with possibly correlated residuals obtained from  $W = \text{cov}(HY)$ , the implied form of  $\text{inv}_a \Sigma^{-1}$  can be expressed in terms of partially inverted matrices  $H$  and  $W$ .

Linear equations in a mean-centered vector variable  $Y$  are block-triangular in two ordered blocks  $(a, b)$  with a positive-definite  $\Sigma^{-1} = H^T W^{-1} H$  if

$$HY = \eta, \quad \text{with } H_{ba} = 0, \quad E(\eta) = 0, \quad \text{cov}(\eta) = W \text{ positive-definite.} \tag{2.10}$$

For  $K = \text{inv}_a H$  and  $Q = \text{inv}_b W$ , direct computations give

$$\text{inv}_a (H^T W^{-1} H) = \begin{pmatrix} K_{aa} Q_{aa} K_{aa}^T & K_{ab} + K_{aa} Q_{ab} K_{bb} \\ \sim & H_{bb}^T Q_{bb} H_{bb} \end{pmatrix}. \tag{2.11}$$

A simple special case is the triangular linear system (2.2). Example 4 shows how regressions in blocks  $(a, b)$  result from it.

**Example 4.** For (2.10) with  $H = A$  of (2.2),  $W = \Delta$  diagonal and  $a = 1, \dots, d_a$ ,

$$\text{inv}_a (H^T \Delta^{-1} H) = \begin{pmatrix} \Sigma_{aa|b} & \Pi_{a|b} \\ \sim & \Sigma_{bb}^{-1} \end{pmatrix} = \begin{pmatrix} K_{aa} \Delta_{aa} K_{aa}^T & K_{ab} \\ \sim & A_{bb}^T \Delta_{bb}^{-1} A_{bb} \end{pmatrix}.$$

Other special cases of linear block-triangular systems (2.10) are Gaussian summary graph models; see Section 3.

### 2.3. Partial closure

Let  $\mathcal{F}$  be a binary edge matrix for node set  $V = \{1, \dots, d_V\}$  associated with  $F$ . The operator called partial closure transforms  $\mathcal{F}$  into  $\text{zer}_a \mathcal{F}$  so that in the corresponding graph  $a$ -line paths

of a special type become closed. For instance, applied to  $\mathcal{A}$ , every  $a$ -line ancestor of node  $i$  is turned into a parent of  $i$  and, applied to the edge matrix of an undirected graph, such as  $S^{VV}$ , every  $a$ -line path is closed. Zeros in the new binary matrix  $\text{zer}_a \mathcal{F}$  are the structural zeros that remain of  $\text{inv}_a F$ .

In matrix form, with  $n - 1 = d_a$  and  $\mathcal{I}_{aa}$  a  $d_a \times d_a$  identity matrix,

$$\text{zer}_a \mathcal{F} = \text{In} \left[ \begin{pmatrix} \mathcal{F}_{aa}^- & \mathcal{F}_{aa}^- \mathcal{F}_{ab} \\ \mathcal{F}_{ba} \mathcal{F}_{aa}^- & \mathcal{F}_{bb.a} \end{pmatrix} \right] \quad \text{with } \mathcal{F}_{bb.a} = \text{In}[\mathcal{F}_{bb} + \mathcal{F}_{ba} \mathcal{F}_{aa}^- \mathcal{F}_{ab}], \quad (2.12)$$

$$\mathcal{F}_{aa}^- = \text{In}[(n\mathcal{I}_{aa} - \mathcal{F}_{aa})^{-1}]. \quad (2.13)$$

The inverse in (2.13) assures non-negative entries in  $\mathcal{F}_{aa}^-$  and is a type of regularization; see Tikhonov (1963). It generalizes limits of scalar geometric series; see Neumann (1884), page 29.

**Lemma 4 (Some properties of partial closure [Wermuth, Wiedenbeck and Cox (2006)]).** *Partial closure is commutative, cannot be undone and is exchangeable with selecting a submatrix. For  $V$  partitioned as  $V = \{a, b, c, d\}$ :*

- (1)  $\text{zer}_a \text{zer}_b F = \text{zer}_b \text{zer}_a F$ ,
- (2)  $\text{zer}_{ab} \text{zer}_{bc} F = \text{zer}_{abc} F$ ,
- (3)  $[\text{zer}_a F]_{J,J} = \text{zer}_a F_{JJ}$  for  $J = \{a, b\}$ .

Given Gaussian parameter matrix components after partial inversion, such as in equation (2.11), the corresponding induced edge matrices are obtained using Lemma 5, provided each component matrix belongs to the model of the starting graph and the expressions are minimal, that is, condensed in such a way that they do not contain any parameter matrices that cancel, as, for instance,  $A_{aa} A_{aa}^{-1}$  would.

**Lemma 5 (Edges induced by a starting graph obtained with minimal matrix expressions of Gaussian parameter matrices [Marchetti and Wermuth (2009)]).** *Edge matrices replace corresponding parameter matrices after:*

- (1) *changing each negative sign to a positive sign,*
- (2) *replacing in the resulting expressions each diagonal matrix by an identity matrix or deleting it if it arises within a matrix product, and then applying the indicator function.*

For instance, the matrix formulation of partial inversion in (2.12) can be viewed as arising from (2.7) by use of Lemma 5.

**Example 1 (Continued).** Let  $\mathcal{K}_{aa} = \mathcal{A}_{aa}^-$  and  $\mathcal{K}_{ab} = \mathcal{A}_{aa}^- \mathcal{A}_{ab}$ . After partial closure in  $G_{\text{par}}^V$  on  $a$ , there are two induced edge matrix components. For directed edges, it is  $\text{zer}_a \mathcal{A}$ , and for undirected dashed line edges, it is  $\mathcal{S}_{aa|b}$

$$\text{zer}_a \mathcal{A} = \text{In} \left[ \begin{pmatrix} \mathcal{K}_{aa} & \mathcal{K}_{ab} \\ 0 & \mathcal{A}_{bb} \end{pmatrix} \right], \quad \mathcal{P}_{a|b} = \text{In}[\mathcal{K}_{ab}], \quad \mathcal{S}_{aa|b} = \text{In}[\mathcal{K}_{aa} \mathcal{K}_{aa}^T].$$

The induced graph of two components is a regression graph.

**Example 2 (Continued).** By marginalising over the intermediate node set  $b$  of  $V = (a, b, c)$  in  $G_{\text{par}}^V$ , a directed acyclic graph results. The induced Gaussian parameter and edge matrices are, for  $N = V \setminus b$ , respectively,

$$[\text{inv}_b A]_{N,N} = \begin{pmatrix} A_{aa} & A_{ac.b} \\ 0 & A_{cc} \end{pmatrix}, \quad [\text{zer}_b \mathcal{A}]_{N,N} = \text{In} \left[ \begin{pmatrix} \mathcal{A}_{aa} & \mathcal{A}_{ac.b} \\ 0 & \mathcal{A}_{cc} \end{pmatrix} \right].$$

**Example 3 (Continued).** A concentration graph has for joint Gaussian distributions  $\Sigma^{-1}$  as the parameter matrix and  $\mathcal{S}^{VV}$  as the edge matrix. By partial closure on  $a$  of  $\mathcal{S}^{VV}$  given any split  $V = \{a, b\}$ , every  $a$ -line path is closed. Three edge matrix parts result:  $\mathcal{S}_{aa|b}$ ,  $\mathcal{P}_{a|b}$  and  $\mathcal{S}^{bb.a}$ . They give the structural zeros in the corresponding parameter matrices  $\Sigma_{aa|b}$ ,  $\Pi_{a|b}$  and  $\Sigma^{bb.a}$ . In general, the edge matrix  $\mathcal{S}^{bb.a}$  is for the marginal concentration graph of  $Y_b$ .

When the generating graph is  $G_{\text{par}}^V$ , then a concentration graph is induced for the node set that contains ancestors of  $C$  outside  $C$ . In Example 4, the three components of  $\text{inv}_a \Sigma^{VV}$  are directly expressed in terms of the triangular decomposition  $(A, \Delta^{-1})$ .

**Example 4 (Continued).** For the order-respecting split,  $V = (a, b)$ , and  $\mathcal{K}_{aa} = \mathcal{A}_{aa}^-$  and  $\mathcal{K}_{ab} = \mathcal{A}_{aa}^- \mathcal{A}_{ab}$ , a parent graph  $G_{\text{par}}^V$  induces a regression graph for  $f_{a|b}$  and  $f_b$  with the following three edge matrix components

$$\begin{pmatrix} \mathcal{S}_{aa|b} & \mathcal{P}_{a|b} \\ \cdot & \mathcal{S}^{bb.a} \end{pmatrix} = \text{In} \left[ \begin{pmatrix} \mathcal{K}_{aa} \mathcal{K}_{aa}^T & \mathcal{K}_{ab} \\ \cdot & \mathcal{A}_{bb}^T \mathcal{A}_{bb} \end{pmatrix} \right]. \tag{2.14}$$

The result combines the one in (2.4) in slightly modified form with the above continuation of Example 1 by considering the consequences of a given parent graph for the distributions of  $Y_a$  given  $Y_b$  and of  $Y_b$ .

For the more complex generating graphs connected with block-triangular linear systems (2.10) and given edge matrices  $\mathcal{H}, \mathcal{W}$ , the three edge matrix components in the induced regression graph of just two components are with

$$\begin{aligned} \mathcal{K} &= \text{zer}_a \mathcal{H}, & \mathcal{Q} &= \text{zer}_b \mathcal{W}, \\ \begin{pmatrix} \mathcal{S}_{aa|b} & \mathcal{P}_{a|b} \\ \cdot & \mathcal{S}^{bb.a} \end{pmatrix} &= \text{In} \left[ \begin{pmatrix} \mathcal{K}_{aa} \mathcal{Q}_{aa} \mathcal{K}_{aa}^T & \mathcal{K}_{ab} + \mathcal{K}_{aa} \mathcal{Q}_{ab} \mathcal{K}_{bb} \\ \cdot & \mathcal{H}_{bb}^T \mathcal{Q}_{bb} \mathcal{H}_{bb} \end{pmatrix} \right]. \end{aligned} \tag{2.15}$$

From (2.15) for  $a = \{\alpha, \delta\}$ , the edge matrices induced by  $G_{\text{par}}^V$  for  $f_{\alpha|b}$  are

$$\mathcal{S}_{\alpha\alpha|b} = [\mathcal{S}_{aa|b}]_{\alpha,\alpha}, \quad \mathcal{P}_{\alpha|b} = [\mathcal{P}_{a|b}]_{\alpha,b},$$

and with a split of  $b$  as  $\{\beta, \gamma\}$ , the edge matrix induced for  $f_{\beta|\gamma}$  and for the dependence of  $Y_{\alpha|\gamma}$  given  $Y_{\beta|\gamma}$  are

$$\mathcal{S}^{\beta\beta.a} = [\mathcal{S}^{bb.a}]_{\beta,\beta} \quad \text{and} \quad \mathcal{P}_{\alpha|\beta,\gamma} = [\mathcal{P}_{a|b}]_{\alpha,\beta}.$$

In general, the induced graphs of (2.14) or (2.15) with dashed lines for  $\mathcal{S}_{aa|b}$ , arrows for  $\mathcal{P}_{a|b}$  and full lines for  $\mathcal{S}^{bb.a}$  will not be independence-preserving graphs. In both graphs, the global Markov property of Lemma 1 implies the meaning of a missing  $ik$ -edge as

$$i \perp\!\!\!\perp k|b \text{ in } \mathcal{S}_{aa|b}, \quad i \perp\!\!\!\perp k|b \setminus k \text{ in } \mathcal{P}_{a|b}, \quad i \perp\!\!\!\perp k|b \setminus \{i, k\} \text{ in } \mathcal{S}^{bb.a}. \quad (2.16)$$

Whenever every edge-inducing path is association-inducing, conditional dependences correspond to edges present in the graph in the resulting families of densities of  $Y_{a|b}$ ,  $Y_b$  and also in a given member of the family unless associations cancel that are due to several edge-inducing paths.

### 3. Summary graphs and associated models

#### 3.1. Gaussian summary graph models

Starting from a Gaussian triangular system (2.2) generated over a parent graph in node set  $V$ , marginalising over  $M$  and conditioning on  $C$  gives a linear system of equations for  $Y_{N|C}$  for  $N = (u, v) = V \setminus \{C, M\}$  of the following form, where for the equations in the ancestors  $v$  of  $C$  that are outside of  $C$ , the equation parameter matrix and the covariance matrix coincide with a concentration matrix, as in (2.8).

**Definition 14 (Gaussian summary graph model).** A Gaussian summary graph model is a system of equations  $HY_{N|C} = \eta$  that is block-triangular and orthogonal in  $(u, v)$  with

$$\begin{pmatrix} H_{uu} & H_{uv} \\ 0 & \Sigma^{vv.uM} \end{pmatrix} \begin{pmatrix} Y_{u|C} \\ Y_{v|C} \end{pmatrix} = \begin{pmatrix} \eta_u \\ \zeta_v \end{pmatrix}, \quad \text{cov} \begin{pmatrix} \eta_u \\ \zeta_v \end{pmatrix} = \begin{pmatrix} W_{uu} & 0 \\ \cdot & \Sigma^{vv.uM} \end{pmatrix}, \quad (3.1)$$

where  $H_{uu}$  is unit upper-triangular,  $W_{uu}$  and  $\Sigma_{vv|C}^{-1} = \Sigma^{vv.uM}$  are symmetric and each of  $\eta_u$  and  $\zeta_v$  have freely varying joint Gaussian distributions. The independence structure is given by a summary graph in node set  $N$ ; see Definition 6 and Section 3.2 below.

For  $Y_{v|C}$ , equation (3.1) specifies a Gaussian concentration graph model. These models had been studied under the name of covariance selection by Dempster (1972); see also Speed and Kiiveri (1986). For each member of the this family of models, the likelihood function has a unique maximum.

With  $W_{uv} = 0$ , the residuals of  $Y_{u|C}$  and  $Y_{v|C}$  are uncorrelated, therefore the system of equation (3.1) is said to be orthogonal in  $(u, v)$ . Because of this orthogonality,  $\Pi_{u|v.C} = -H_{uu}^{-1}H_{uv}$  is the population least-squares regression coefficient matrix in linear regression of  $Y_{u|C}$  on  $Y_{v|C}$ ; see Example 1 above. In econometrics, the equation in  $Y_{u|C}$  resulting by premultiplication with  $H_{uu}^{-1}$  from the first equation of (3.1) is called the reduced form.

The equation in  $Y_{u|C}$  of (3.1) can equivalently be written as a recursive system in endogenous variables  $Y_{u|v.C} = Y_{u|C} - \Pi_{u|v.C}Y_{v|C}$ :

$$H_{uu}Y_{u|v.C} = \eta_u \quad \text{with } \text{cov}(\eta_u) = W_{uu}, \quad (3.2)$$

where the equation parameter matrix  $H_{uu}$  is, as in the linear triangular system (2.2), of unit upper-triangular form, but some of the residuals  $\eta_u$  are correlated. For estimation, one speaks in econometrics of the endogeneity problem; see Drton, Eichler and Richardson (2009) for a recent discussion.

Identification is an issue for estimating the equation parameters  $H_{uu}$  in (3.2). No necessary and sufficient condition is known yet; see Kang and Tian (2009). One general sufficient condition is the absence of any double edge in the summary graph; see Brito and Pearl (2002). This says that for any pair  $i, k$  within  $u$ , either  $H_{ik} = 0$ , or  $W_{ik} = 0$ , or both hold.

However, some models with double edges in the  $G_{\text{sum}}^N$  correspond to identified instrumental variable models; see the above example to Figure 5(b). For the identifiability of latent variable models, which arise here via larger hypothesized generating processes, the notion of completeness is again relevant; see San Martin and Mochart (2007).

### 3.2. Generating $G_{\text{sum}}^{V \setminus [C, M]}$ from $G_{\text{par}}^V$

The summary graph  $G_{\text{sum}}^{V \setminus [C, M]}$  has four edge matrix components. With  $S^{vv.uM}$  a concentration graph results in node set  $v$ , with  $\mathcal{H}_{uu}$  a directed acyclic graph within  $u$ , with  $\mathcal{W}_{uu}$  a covariance graph of the residuals  $\eta_u$  and with  $\mathcal{H}_{uv}$  a bipartite graph for dependence of  $Y_{u|C}$  on  $Y_{v|C}$ .

Starting from a Gaussian triangular system in (2.2) with parent graph  $G_{\text{par}}^V$ , the choice of any conditioning set  $C$  leads to an ordered split  $V = (O, R)$ , where we think of  $R = \{C, F\}$  as the nodes to the right of  $O$ ; see equation (3.3). Every node in  $F$  is an ancestor of a node in  $C$  outside  $C$ , so that we call  $F$  the set of foster nodes of  $C$ . No node in  $O$  has a descendant in  $R$  so that  $O$  is said to contain the outsiders of  $R$ . Equations, orthogonal and block-triangular in  $(O, R)$ , are in unchanged order

$$\begin{pmatrix} A_{OO} & A_{OR} \\ 0 & A_{RR} \end{pmatrix} \begin{pmatrix} Y_O \\ Y_R \end{pmatrix} = \begin{pmatrix} \varepsilon_O \\ \varepsilon_R \end{pmatrix}. \tag{3.3}$$

After conditioning on  $Y_C$  and marginalising over  $Y_M$ , the resulting system preserves block-triangularity and orthogonality with  $u \subseteq O, v \subseteq F$ .

**Proposition 4 (Linear equations obtained from  $AY = \varepsilon$  after conditioning on  $Y_C$  and marginalising over  $Y_M$ ).** *Given a Gaussian triangular system (2.2) generated over  $G_{\text{par}}^V$ , conditioning set  $C$ , marginalising set  $M = (p, q)$  with*

$$p = O \setminus u, \quad q = F \setminus v,$$

*and partially inverted parameter matrices arranged in the appropriate order,*

$$D = \text{inv}_p \tilde{A}, \quad \text{inv}_q \tilde{\Sigma}^{FF.O} = \begin{pmatrix} \Sigma_{qq|vC} & \Pi_{q|v.C} \\ \sim & \Sigma^{vv.qO} \end{pmatrix},$$

*the induced linear equation (3.1) in  $Y_{N|C}$  have equation parameters*

$$H_{uu} = D_{uu}, \quad H_{uv} = D_{uv} + D_{uq} \Pi_{q|v.C}, \quad \Sigma^{vv.uM} \tag{3.4}$$



and covariance matrices

$$W_{uu} = (\Delta_{uu} + D_{up}\Delta_{pp}D_{up}^T) + (D_{uq}\Sigma_{qq|vC}D_{uq}^T), \quad \Sigma^{vv.uM}. \quad (3.5)$$

**Proof.** Equation (3.3) in  $Y$  are first modified into equations for  $Y_{O|C}$  and  $Y_{F|C}$ . As for Example 3 above, one takes  $\zeta_R = A_{RR}\Delta_{RR}^{-1}\varepsilon_R$ . After noting that

$$\Sigma_{FF|C}^{-1} = [\Sigma^{RR.O}]_{F,F} = \Sigma^{FF.O}$$

and by the orthogonality in  $(O, R)$ , these equations can be written as

$$A_{OO}Y_{O|C} + A_{OF}Y_{F|C} = \varepsilon_O, \quad \Sigma^{FF.O}Y_{F|C} = \zeta_F.$$

Partial inversion on  $M = (p, q)$  gives, after appropriate ordering,

$$\text{inv}_M \begin{pmatrix} \tilde{A}_{OO} & \tilde{A}_{OF} \\ 0 & \tilde{\Sigma}^{FF.O} \end{pmatrix} \begin{pmatrix} \varepsilon_p \\ Y_{u|C} \\ \zeta'_q \\ Y_{v|C} \end{pmatrix} = \begin{pmatrix} Y_{p|C} \\ \varepsilon_u \\ Y_{q|C} \\ \zeta'_v \end{pmatrix}, \quad (3.6)$$

where, after deleting the equations in  $Y_{M|C}$ , the uncorrelated residuals are

$$\eta_u = (\varepsilon_u - D_{up}\varepsilon_p) - D_{uq}\Sigma_{qq|vC}\zeta_q, \quad \zeta_v = \zeta'_v + \Pi_{q|v.C}^T\zeta'_q.$$

Thus, the equation parameter matrices of (3.4) and the covariance matrices of (3.5) result, where  $\Sigma_{vv|C}^{-1} = \Sigma^{vv.qO} = \Sigma^{vv.uM}$ .  $\square$

It is instructive to check the relations of the parameter matrices in (3.4) and (3.5) to regression coefficients and to conditional covariance matrices. With  $\Pi_{u|R} = -D_{uu}^{-1}(D_{uv}, D_{uq}, D_{uC})$ , one may write

$$-D_{uu}\Pi_{u|v.C} = D_{uv} + D_{uq}\Pi_{q|v.C}, \quad D_{uu}(Y_{u|C} - \Pi_{u|v.C}Y_{v|C}) = D_{uu}Y_{u|vC},$$

and for  $W_{uu}$  defined in (3.2) and specialized in (3.5)

$$D_{uu}^{-1}W_{uu}D_{uu}^{-T} = \Sigma_{uu|vqC} + \Pi_{u|q.vC}\Sigma_{qq|vC}\Pi_{u|q.vC}^T = \Sigma_{uu|vC},$$

so that the required covariance matrix of  $Y_{u|vC}$  is obtained.

The summary graph in node set  $N$ , induced by the generating parent graph in node set  $V$ , results now directly with Lemma 5 applied to equations (3.4) and (3.5), as is stated in Corollary 4.

**Corollary 4 (Generating the edge matrix of  $G_{\text{sum}}^{V\setminus\{C\},M}$  from the edge matrix of a parent graph).** *With the partially closed edge matrices corresponding to Proposition 4 and arranged in the appropriate order*

$$D = \text{zer}_p \tilde{A}, \quad \text{zer}_q \tilde{S}^{FF.O} = \begin{pmatrix} S_{qq|vC} & P_{q|v.C} \\ \cdot & S_{vv.qO} \end{pmatrix},$$

the induced edge matrix components of the summary graph  $G_{\text{sum}}^{V \setminus \{C, M\}}$  are

$$\mathcal{H}_{uu} = \mathcal{D}_{uu}, \quad \mathcal{H}_{uv} = \text{In}[\mathcal{D}_{uv} + \mathcal{D}_{uq} \mathcal{P}_{q|v.C}], \quad \mathcal{S}^{vv.uM}, \tag{3.7}$$

$$\mathcal{W}_{uu} = \text{In}[(\mathcal{L}_{uu} + \mathcal{D}_{up} \mathcal{D}_{up}^T) + (\mathcal{D}_{uq} \mathcal{S}_{qq|v.C} \mathcal{D}_{uq}^T)]. \tag{3.8}$$

### 3.3. Non-Gaussian models associated with summary graphs

As noted before, the density  $f_{N|C}$  of  $Y_N$  given  $Y_C$  is well defined since it is obtained from a density of  $Y_V$  generated over a parent graph by marginalising over  $Y_M$  and conditioning on  $Y_C$ . As we have seen, this leads to the factorization of  $f_{N|C}$  into  $f_{u|v.C}$  and  $f_{v|C}$ . The independence structure of  $Y_v$  given  $Y_C$  is captured by a concentration graph.

Corresponding models for discrete and continuous random variables have been studied by Lauritzen and Wermuth (1989), extending the Gaussian covariance selection models and the graphical, log-linear interaction models for discrete variables. Maximum likelihood estimation is considerably simplified for variation-independent parameters; see Frydenberg and Lauritzen (1989).

For a joint Gaussian density  $f_V$ , the induced density  $f_{u|v.C}$  is again Gaussian, but in general, the form and parametrization of the density  $f_{u|v.C}$  induced by  $f_V$  may be complex. Nevertheless, we conjecture that the parameters associated with  $G_{\text{sum}}^{V \setminus \{C, M\}}$  may often be obtained via the notional stepwise generating process described in Section 1.3, that is, by introducing latent variables that are mutually independent and independent of  $Y_v, Y_C$ .

If the additional latent variables are taken to be discrete and to have a large number of levels, then it should be possible to generate, or at least to approximate closely enough, any association corresponding to  $i--k$  that does not depend systematically on third variables. For discrete variables, this follows with Theorem 1 of Holland and Rosenbaum (1989) and otherwise presumably by using Proposition 5.8 of Studený (2005), but a proof is pending.

### 3.4. Generating a summary graph from a larger summary graph

Let a summary graph in node set  $N'$  be given, where the corresponding model, actually or only notionally, arises from a parent graph model by conditioning on  $Y_C$  and by marginalising over variables  $Y_m$ .

Then, the starting linear parent graph model is the triangular system of equation (2.2) in a mean-centered Gaussian variable  $Y$  where

$$AY = \varepsilon, \quad \text{cov}(\varepsilon) = \Delta \text{ diagonal}, \quad A \text{ unit upper-triangular.}$$

With Proposition 4, one obtains for  $V \setminus \{c, m\} = (\mu, v)$  the following equations in  $Y_{\mu|c}, Y_{v|c}$ , which coincide in form with equation (3.1) with  $H'_{vN'} = B_{vN'}$

$$\begin{pmatrix} B_{\mu\mu} & B_{\mu v} \\ 0 & \Sigma^{vv.\mu m} \end{pmatrix} \begin{pmatrix} Y_{\mu|c} \\ Y_{v|c} \end{pmatrix} = \begin{pmatrix} \eta'_{\mu} \\ \zeta_v \end{pmatrix}, \quad \text{cov} \begin{pmatrix} \eta'_{\mu} \\ \zeta_v \end{pmatrix} = \begin{pmatrix} W'_{\mu\mu} & 0 \\ \cdot & \Sigma^{vv.\mu m} \end{pmatrix}. \tag{3.9}$$

With added conditioning on a set  $c_v \subseteq v$ , no additional ancestors of  $c_v$  are defined, since every node in  $v$  is already an ancestor of  $c$ . But, with added conditioning on  $c_\mu \subseteq \mu$ , the set  $\mu \setminus c_\mu$  is split into foster nodes  $f_\mu$  of  $c_\mu$  and into outsiders  $o$  of  $\{r, v\}$ , where  $r = \{c_\mu, f_\mu\}$ .

The equations for  $Y_\mu$  are always block-triangular in  $(o, r)$ . But, by contrast to the split of  $V$  into  $(O, R)$  in equation (3.3), these equations are not orthogonal in  $(o, r)$  so that conditioning on  $c_\mu$  in the summary graph is more complex than conditioning directly on a set in the parent graph.

**Proposition 5 (Linear equations obtained from (3.9) after conditioning on  $Y_{c_\mu}$ ,  $Y_{c_v}$  and marginalising over  $Y_h$ ,  $Y_l$ ).** Given (3.9) to  $G_{\text{sum}}^{V \setminus \{c, m\}}$ , where  $o$  contains all outsiders of  $\{c_\mu, f_\mu, v\}$ , equations for  $Y_\mu$  are block-triangular in

$$\mu = (o, r), \quad \text{where } r = \{c_\mu, f_\mu\}.$$

The additional conditioning set  $\{c_\mu, c_v\}$ , and additional marginalising sets  $h \subseteq o$  and  $l \subseteq \{f_\mu, v \setminus c_v\}$  give  $C = \{c, c_\mu, c_v\}$  and  $M = \{m, h, l\}$ . With  $\psi = (r, v)$ , the new equations are block-triangular and orthogonal in  $(u, v)$ , where

$$u = o \setminus h, \quad \phi = \psi \setminus \{c_\mu, c_v\}, \quad v = \phi \setminus l.$$

With orthogonalised residuals  $\xi_o = \eta'_o - Q_{or}\eta'_r$ , orders  $\mu = (h, u, r)$ ,  $\phi = (l, v)$  and

$$Q_{\mu\mu} = \text{inv}_r \tilde{W}'_{\mu\mu}, \quad C_{o\psi} = B_{o\psi} - Q_{or}B_{r\psi}, \quad K = \text{inv}_{hl} \begin{pmatrix} \tilde{B}_{oo} & \tilde{C}_{o\phi} \\ 0 & \tilde{\Sigma}_{\phi\phi.om} \end{pmatrix},$$

the linear summary graph model to  $G_{\text{sum}}^{V \setminus \{C, M\}}$  is

$$\begin{pmatrix} K_{uu} & K_{uv} \\ 0 & \Sigma^{vv.uM} \end{pmatrix} \begin{pmatrix} Y_{u|C} \\ Y_{v|C} \end{pmatrix} = \begin{pmatrix} \eta_u \\ \zeta_v \end{pmatrix}, \quad \eta_u = \xi_u - K_{uh}\xi_h - K_{ul}\Sigma_{ll|vC}\zeta_l, \quad (3.10)$$

and coincides with the linear model obtained from the triangular system (2.2) by directly conditioning on  $Y_C$  and marginalising over  $Y_M$ .

**Proof.** The conditioning set  $c_\mu$  splits the set of nodes  $\mu$  into  $(o, r)$ , where  $o$  is without any descendant in  $r = \{c_\mu, f_\mu\}$  and every node in  $f_\mu$  has a descendant in  $c$ . This implies a block-triangular form of  $B_{\mu\mu}$  in  $(o, r)$  in the equations of  $Y_{\mu|vc}$ , however, with correlated residuals  $\eta'_o$  and  $\eta'_r$ .

For  $\psi = (r, v)$ , block-orthogonality with respect to  $(o, \psi)$  in the equations in  $Y_{o|c}$  and  $Y_{\psi|c}$  is achieved by subtracting from  $\eta'_o$  the value predicted by linear least-squares regression of  $\eta'_o$  on  $\eta'_r$  and  $\zeta_v$ . This reduces, because of the orthogonality of the equations in  $(\mu, v)$ , to subtracting  $Q_{or}\eta'_r$  from  $\eta'_o$ .

The matrix of equation parameters of  $Y_{\psi|c}$  coincides with the concentration matrix of  $Y_{\psi|c}$  given by

$$\Sigma^{\psi\psi.om} = \Sigma_{\psi\psi|c}^{-1} = \begin{pmatrix} B_{rr}^T Q_{rr} B_{rr} & B_{rr}^T Q_{rr} B_{rv} \\ \cdot & \Sigma_{vv|c}^{-1} + B_{rv}^T Q_{rr} B_{rv} \end{pmatrix}. \quad (3.11)$$

By the block-triangularity and orthogonality in  $(o, \psi)$ , the equations in  $Y_{o|c}$  can be replaced by equations in  $Y_{o|C}$ . For the equations in  $Y_{\phi|C}$ , the matrix of equation parameters is  $\Sigma_{\phi\phi|C}^{-1} = [\Sigma_{\psi\psi|C}^{-1}]_{\phi,\phi} = \Sigma^{\phi\phi.om}$ . The resulting equations give the Gaussian linear model to the summary graph in node set  $V \setminus \{C, m\} = (o, \phi)$ .

In the linear model to  $G^{V \setminus \{C, m\}}$ , marginalising over  $Y_{h|C}$ , where  $h \subseteq o$ , and over  $Y_{l|C}$ , where  $l \subseteq \phi$ , is achieved by partial inversion on  $h, l$  of the block-triangular matrix of equation parameters and by keeping only the equations in  $Y_{u|C}$  and  $Y_{v|C}$ .

In the resulting equation (3.10), one knows by the commutativity and exchangeability of partial inversion for  $m = (g, k)$ ,  $p = \{g, h\}$ ,  $q = \{k, l\}$  that

$$K_{uu} = [\text{inv}_h \text{inv}_g A]_{u,u} = [\text{inv}_p A]_{u,u},$$

so that  $K_{uu} = D_{uu}$ , where  $D$  is defined for Proposition 4. Furthermore, by the properties of reduced form equations

$$-K_{uu} \Pi_{u|v.C} = K_{uv} = D_{uv} + D_{uq} \Pi_{q|v.C},$$

so that the parameter matrices of  $Y_{u|C}$  and  $Y_{v|C}$  given in (3.10) coincide with those in (3.4) and (3.5) of Proposition 4 – that is, they give the Gaussian linear model to the summary graph in node set  $V \setminus \{C, N\} = (u, v)$ . □

Since partial closure has the same exchangeability property as partial inversion and both operators are commutative, the same type of proof holds for the edge matrix expression corresponding to (3.10).

**Corollary 5 (Generating the edge matrix of  $G_{\text{sum}}^{V \setminus \{C, M\}}$  from the edge matrix of a summary graph).** For  $c \subset C$  and  $m \subset M$ , edge matrix components of the summary graph  $G^{V \setminus \{C, M\}}$  result from the edge matrix components  $\mathcal{B}_{\mu\mu}, \mathcal{B}_{\mu\nu}, \mathcal{W}'_{\mu\mu}$  and  $\mathcal{S}^{vv.\mu m}$  of  $G^{V \setminus \{c, m\}}$  by using the transformed edge matrices

$$\mathcal{Q}_{\mu\mu} = \text{zer}_r \tilde{\mathcal{W}}'_{\mu\mu}, \quad \mathcal{C}_{o\psi} = \text{In}[\mathcal{B}_{o\psi} + \mathcal{Q}_{or} \mathcal{B}_{r\psi}], \quad \mathcal{K} = \text{zer}_{hl} \begin{pmatrix} \tilde{\mathcal{B}}_{oo} & \tilde{\mathcal{C}}_{o\phi} \\ 0 & \tilde{\mathcal{S}}^{\phi\phi.om} \end{pmatrix}$$

to obtain  $\mathcal{K}_{uu}, \mathcal{K}_{uv}$  directly,  $\mathcal{S}^{vv.uM}$  as the edge matrix to (3.11), and

$$\mathcal{W}_{uu} = \text{In}[\mathcal{Q}_{uu} + \mathcal{K}_{uh} \mathcal{Q}_{hh} \mathcal{K}_{uh}^T + \mathcal{K}_{ul} \mathcal{S}_{ll|vC} \mathcal{K}_{ul}^T]. \tag{3.12}$$

### 3.5. Path results derived from edge matrix transformations

If one starts with the summary graph  $G_{\text{sum}}^{V \setminus \{c, m\}}$  and conditions by using Corollary 5, edges are induced by  $r$ -line collision paths, where we let  $r = \{c_\mu, f_\mu\} = \{\boxplus\}$ :

- (a)  $\circ_\mu \text{---} \circ_\mu$  results with  $\circ_\mu \text{---} \boxplus \cdots \boxplus \text{---} \circ_\mu$ ,
- (b)  $\circ_\psi \text{---} \circ_\psi$  results with  $\circ_\psi \text{---} \boxplus \text{---} \boxplus \cdots \boxplus \text{---} \boxplus \text{---} \circ_\psi$ ,

(c)  $\circ_\mu \leftarrow \circ_\psi$  results with  $\circ_\mu \text{---} \square \cdots \square \text{---} \square \leftarrow \circ_\psi$ .

The corresponding relevant edge matrix expressions are, respectively,  $Q_{\mu\mu} = \text{zer}_r W_{\mu\mu}$ ,  $\text{In}[B_{r\psi}^T Q_{rr} B_{r\psi}]$  and  $\text{In}[Q_{or} B_{r\psi}]$ . For each pair, one keeps one edge of several of the same kind. The subgraph induced by nodes  $(o, \phi)$  is  $G^{V \setminus [C, m]}$ .

By marginalising next over  $m' = (h, l) = (\phi_h, \phi_l)$  in the graph  $G_{\text{sum}}^{V \setminus [C, m]}$ , three types of edges are induced when closing  $m'$ -line transmitting paths:

- (d)  $\circ_\phi \text{---} \circ_\phi$  results with  $\circ_\phi \text{---} \phi_l \cdots \phi_l \text{---} \circ_\phi$ ,
- (e)  $\circ_o \leftarrow \circ_o$  results with  $\circ_o \leftarrow \phi_h \cdots \phi_h \leftarrow \circ_o$ ,
- (f)  $\circ_o \leftarrow \circ_\phi$  results with  $\circ_o \leftarrow \phi_h \cdots \phi_h \leftarrow \phi_l \text{---} \phi_l \cdots \phi_l \text{---} \circ_\phi$ ,
- (g)  $\circ_u \text{---} \circ_u$  results with  $\circ_u \leftarrow \phi_h \text{---} \phi_h \rightarrow \circ_u$ ,
- (h)  $\circ_u \text{---} \circ_u$  results with  $\circ_u \leftarrow \phi_l \text{---} \phi_l \rightarrow \circ_u$ .

The corresponding edge matrix expressions are, respectively,  $\mathcal{K}_{\phi\phi}$ ,  $\mathcal{K}_{oo}$ ,  $\mathcal{K}_{o\phi}$ ,  $\text{In}[\mathcal{K}_{uh} Q_{hh} \mathcal{K}_{uh}^T]$  and  $\text{In}[\mathcal{K}_{ul} S_{ll|vC} \mathcal{K}_{ul}^T]$ . After keeping just one edge of several of the same kind, the subgraph induced by nodes  $(u, v)$  is  $G^{V \setminus [C, M]}$ .

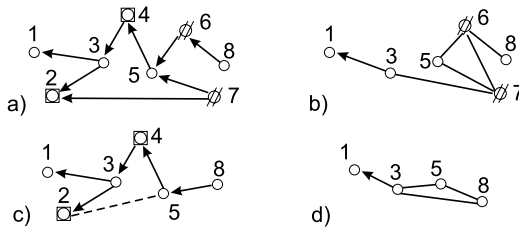
Notice that the effect of the indicator function is to reduce several edges of the same kind to just one. The closed form expressions of the edge matrix results imply that some of the paths are to be closed in the given order.

The edge matrices  $\text{In}[Q_{or} B_{r\psi}]$  and  $\mathcal{K}_{o\phi}$  correspond in a Gaussian summary graph model to orthogonalising, that is, to removing some residual correlations. By the associated steps, (c) or (f),  $ik$ -arrows may be generated for which node  $k$  is not an ancestor of  $i$  in the generating graph.

In contrast, for the outsiders of the conditioning set, such as set  $o$  in the summary graph in nodes  $(o, \phi)$ , there is an  $ik$ -arrow if and only if  $k$  is a parent or a forefather of node  $i$  in the larger generating parent graph because the only arrow-inducing paths for the subset  $o$  are those in (e).

Since a summary graph results after conditioning with steps (a)–(c) and also after marginalising with steps (d)–(h), summary graphs are said to be closed under marginalising and conditioning and one may reverse the order of conditioning and marginalising. The following example illustrates such reversed stepwise constructions.

**Example 5 (Path constructions of  $G_{\text{sum}}^{V \setminus [C, M]}$  for  $M = q$  and  $p = \emptyset$ ).** The node set of the parent graph is  $V = (1, \dots, 8)$ . The conditioning set is  $C = \{2, 4\}$  and the marginalising set is  $M = \{6, 7\}$ . The foster nodes of  $C$ , are in  $F = \{3, 5, 6, 7, 8\}$  and  $u = O = \{1\}$ ,  $v = \{3, 5, 8\}$ .



**Figure 7.** (a) The generating graph  $G_{\text{par}}^V$ , (b)  $G_{\text{sum}}^{V \setminus [C, \emptyset]}$ , (c)  $G_{\text{sum}}^{V \setminus [\emptyset, M]}$ , (d)  $G_{\text{sum}}^N$ .

In this example with graphs in Figure 7, the summary graph model is equivalent to a triangular system in  $N = (1, 3, 5, 8)$  even though  $G_{\text{sum}}^{V \setminus \{\emptyset, M\}}$  is not Markov equivalent to any directed acyclic graph since it contains the chordless collision path  $3 \rightarrow 2 \text{---} 5 \leftarrow 8$ . It is typical that further marginalising or conditioning may again lead to simpler graphs and models.

With just one node in the marginalising set, the paths (d)–(h) have just two edges. In addition, by the properties of partial inversion and partial closure, the paths (a)–(c) can be closed by repeatedly closing paths of just two edges. This leads to operating on one node at a time in any order; see also the Appendix, Table 1 and Proposition 1.

### 3.6. The MAG corresponding to $G_{\text{sum}}^{V \setminus \{C, M\}}$ and local Markov properties

The keys to deriving the MAG corresponding to  $G_{\text{sum}}^{V \setminus \{C, M\}}$  are the definition of the variables in the Gaussian MAG model and the result (2.15). For  $Y_v$ , the summary graph and the MAG specify the same concentration graph, and dependences to arrows pointing from  $v$  to  $u$  also coincide.

A full order of the nodes in  $u$  of  $G_{\text{sum}}^{V \setminus \{C, M\}}$  may sometimes be given by the arrows, such as in Figure 3(b). Sometimes there is none, as in Figure 2(b). More often there is a partial order, such as in Figure 1(d) or 7(c). Then one may take any compatible full ordering of the nodes in  $u$  in which the ancestors within  $u$  of each node  $i$  in  $G_{\text{sum}}^{V \setminus \{C, M\}}$  are in the past of  $i$ , that is, in  $\{i + 1, \dots, d_u\}$ .

For each node  $i$ , we let  $c_i \subseteq \{i + 1, \dots, d_u\}$  denote the ancestors of  $i$  in  $G_{\text{sum}}^{V \setminus \{C, M\}}$  and  $\bar{c}_i = \{i + 1, \dots, d_u\} \setminus c_i$ . Next, we derive for each node pair  $i, k$  with  $k$  in  $c_i$  and each node pair  $i, l$  with  $l$  in  $\bar{c}_i$ , the edges in the MAG corresponding to  $G_{\text{sum}}^{V \setminus \{C, M\}}$  by applying (2.15) to equation (3.2).

For  $a = (1, \dots, i, \bar{c}_i)$  and  $b = c_i$ , the vector  $\mathcal{P}_{i|b} = \text{In}[\mathcal{K}_{ib} + \mathcal{Q}_{ib}\mathcal{K}_{bb}]$  gives zeros and ones for the dependence of  $Y_i$  on  $Y_{c_i}$  given  $Y_v, Y_C$  and

$$\text{in the MAG, } i \leftarrow k \text{ for } \text{In}[\mathcal{P}_{i|k.b \setminus k}] = 1, \quad i, k \text{ uncoupled, otherwise.} \tag{3.13}$$

Similarly, for  $i, l$  we let  $e_{il} = c_i \cup c_l$  and  $\bar{e}_{il} = \{i + 1, \dots, d_u\} \setminus e_{il}$ , take  $a = (1, \dots, i, l, \bar{e}_{il})$  and  $b = e_{il}$ . With  $\mathcal{S}_{aa|b} = \text{In}[\mathcal{K}_{aa}\mathcal{Q}_{aa}\mathcal{K}_{aa}]$  of (2.15),  $\mathcal{K}_{il} = 0$  and  $\mathcal{W}_{uu}$  the edge matrix of the covariance graph of  $G_{\text{sum}}^{V \setminus \{C, M\}}$ :

$$\text{in the MAG, } i \text{---} l \text{ for } \text{In}[\mathcal{W}_{il.b}] = 1, \quad i, l \text{ uncoupled, otherwise.} \tag{3.14}$$

The corresponding MAG results after inserting or replacing edges in  $G_{\text{sum}}^{V \setminus \{C, M\}}$  according to (3.13) and (3.14) and keeping just one of several same edges.

**Proposition 6 (Local Markov properties of summary graphs).** *Let the edge matrix components,  $H_{uN}, W_{uu}$  and  $S^{vv.uM}$  of  $G_{\text{sum}}^{V \setminus \{C, M\}}$  be given from Corollary 5. Let node  $l$  and sets  $c_i, e_{il}$  be defined as above, but their subscripts dropped. Let further  $\beta$  denote subsets of nodes uncoupled to node  $i$ , then:*

$$(1) \ i \perp\!\!\!\perp \beta | C v \setminus \{i, \beta\} \iff S^{i\beta.uM} = 0 \text{ for } i \in v \text{ and } \beta \subset v.$$

- (2)  $i \perp\!\!\!\perp \beta | Cv \setminus \beta \iff \mathcal{H}_{i\beta.c} = 0$  for  $i \in u$  and  $\beta \subset v$ .  
 (3)  $i \perp\!\!\!\perp l | Cve \iff (\mathcal{W}_{il} = 0 \text{ and } \mathcal{W}_{ie}\mathcal{W}_{ee}^-\mathcal{W}_{el} = 0)$  for  $i \in u$ , and  $l \in \bar{c}$ .  
 (4)  $i \perp\!\!\!\perp \beta | Cvc \setminus \beta \iff (\mathcal{H}_{i\beta} = 0 \text{ and } \mathcal{W}_{ic}\mathcal{W}_{cc}^-\mathcal{H}_{c\beta} = 0)$  for  $i \in u$  and  $\beta \subset c$ .

Notice that pairwise independences result if  $\beta$ 's contain single elements.

**Proof of Proposition 6.** The independences in (1) within  $v$  are those of a concentration graph; see also (2.16) in Example 4. The independences in (2) are those obtained when regressing  $Y_{i|C}$  on  $Y_{v|C}$ ; see also Example 2. The independences in (3) and (4) are reformulations of (3.14) and (3.13), respectively.  $\square$

## 4. Discussion

The common attractive feature of a maximal ancestral graph and of the corresponding summary graph is that they elucidate consequences of a possibly much larger generating graph regarding independences. The smaller graphs capture the independence structure implied by the generating graph and they can be used to understand additional consequences of the generating graph for independences that result after additional marginalising and conditioning.

An advantage of the MAG is that each edge corresponds to a conditional association, each missing edge to a conditional independence. A disadvantage of a MAG is that a dependence, say to  $i \leftarrow k$ , may be severely distorted compared to the dependence to  $i \leftarrow k$  in the generating process. With the corresponding summary graph, one can identify which of the conditional dependences in the MAG remain undistorted and which do not.

Given the summary graph, the corresponding MAG is derived in a few steps. But in general, one cannot obtain from a given MAG the corresponding summary graph or the information about distortions. Both types of graph may contain semi-directed cycles. These are typically of interest only in connection with a larger generating process.

In contrast, their common subclass of regression graphs gives a substantial and much needed enlargement of the types of research hypotheses that can be formulated with directed acyclic graphs. They model stepwise generating processes not only in univariate but also in joint responses. This leads to a corresponding recursive factorization of the joint density in these vector variables.

In addition, every independence constraint for a component of a joint response is conditional on variables in the past of the joint response. This is an important distinction from all other types of currently known chain graphs and is in line with research in many substantive fields where the study of dependences on past variables is judged to be more fruitful than those of associations and of independences among variables arising at the same time.

For Gaussian regression graph models, properties of estimators and test statistics have been quite well understood for a considerable time. For discrete random variables, all regression graph models are smooth; see Drton (2009). Such smooth models are curved exponential families (see Cox (2006), Section 6.8) so that they have desirable properties regarding estimation and asymptotic properties of tests.

Much less is known for joint responses of discrete and continuous random components. Thus, though we now can derive important consequences of any type of regression graph model, more results on equivalence, identification, estimation and goodness-of-fit criteria are needed.

However, if the regression graph model can be generated, as discussed, via special types of hidden variables in a larger parent graph model, then its independence structure is defined by a list of independence statements for variable pairs. This permits local fitting with univariate generalized linear models, with checks for linearity, interaction and conditional independence based on observed associations of variable pairs and triples.

This requires no knowledge about the form of the joint distribution and it permits us to formulate research hypotheses that are compatible with a given set of data and that are to be investigated in further empirical studies.

### Appendix: Two-edge paths of summary graphs

The following arguments show that the types of induced edges of Table 1 are self-consistent: A node to be marginalised over is again denoted by  $\cancel{\circ}$  and a node to be conditioned on by  $\square$ .

The three types of edge-inducing, two-edge paths (1)–(3) in a parent graph that have as an inner node a transition, a source or a sink node, respectively, are defined to generate the following three different types of edges:

- (1)  $\circ \leftarrow \cancel{\circ} \leftarrow \circ \implies \circ \leftarrow \circ,$
- (2)  $\circ \leftarrow \cancel{\circ} \rightarrow \circ \implies \circ \text{---} \circ,$
- (3)  $\circ \rightarrow \square \leftarrow \circ \implies \circ \text{---} \circ.$

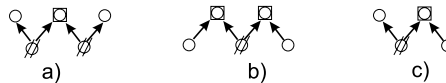
The arrow has one, the dashed line two and the full line no edge endpoints that define a collision node when the edge is mirrored at the same node. Dashed lines denote edges in covariance graphs and full lines in concentration graphs. Closing paths in such graphs are defined to preserve the type of edge:

- (4)  $\circ \text{---} \square \text{---} \circ \implies \circ \text{---} \circ,$
- (5)  $\circ \text{---} \cancel{\circ} \text{---} \circ \implies \circ \text{---} \circ.$

The next two paths, (6) and (7), and both induce an arrow:

- (6)  $\circ \text{---} \square \leftarrow \circ \implies \circ \leftarrow \circ,$
- (7)  $\circ \leftarrow \cancel{\circ} \text{---} \circ \implies \circ \leftarrow \circ.$

Paths (4)–(7) arise from active alternating paths in a parent graph for which inner source nodes in  $\{\cancel{\circ}\}$  alternate with inner sink nodes in  $\{\square\}$ :



**Figure 8.** Active alternating paths that generate two-edge paths (a) of type (4) inducing  $\circ \text{---} \circ,$  (b) of type (5) inducing  $\circ \text{---} \circ,$  (c) of type (6) or (7) inducing  $\circ \leftarrow \circ.$



The two-edge paths (4)–(7) result from Figure 8 as follows: path (4) from (a) by only marginalising, path (5) from (b) by only conditioning, path (6) from (c) by only marginalising and path (7) from (c) by only conditioning. The paths (a)–(c) of Figure 8 generalize paths (2), (3) and (1), respectively.

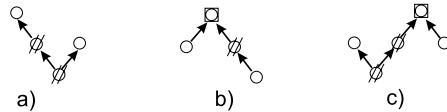
The three remaining edge-inducing paths of two edges in  $G_{\text{sum}}^{V \setminus \{C, M\}}$  are

(8)  $\circ \leftarrow \not\leftrightarrow \text{---} \circ \implies \circ \text{---} \circ,$

(9)  $\circ \text{---} \not\leftrightarrow \leftarrow \circ \implies \circ \text{---} \circ,$

(10)  $\circ \text{---} \not\leftrightarrow \text{---} \circ \implies \circ \leftarrow \circ.$

The three active paths of Figure 9 result by substituting the undirected edges in (8)–(10) by the appropriate generating components (2) or (3).



**Figure 9.** Active paths that generate two-edge paths (a) of type (8) inducing  $\circ \text{---} \circ,$  (b) of type (9) inducing  $\circ \text{---} \circ,$  and (c) of type (10) inducing  $\circ \leftarrow \circ.$

By marginalising over the transition node in Figure 9(a)–(c), one generates, respectively, path (2), path (3) and the path in Figure 8(c).

The construction of the summary graph simplifies considerably for special types of parent graphs – for instance, for the graphs to the lattice conditional independence models studied by Andersson *et al.* (1997), and for the graphs corresponding to labeled trees, studied by Castelo and Siebes (2003).

### Acknowledgements

I thank D.R. Cox, M. Drton, S.C. Lorin, G.M. Marchetti and K. Sadeghi for their insightful and constructive suggestions; the referees for searching questions; and P. Albin and M. Studený for sharing with me some of their knowledge on families of complete distributions. This paper is supported in part by the Swedish Research Society via the Gothenburg Stochastic Center and by the Swedish Strategic Fund via the Gothenburg Math. Modelling Center.

### References

Andersson, S.A., Madigan, D., Perlman, M.D. and Triggs, C.M. (1997). A graphical characterization of lattice conditional independence models. *Ann. Math. Artif. Intell.* **21** 27–50. [MR1479007](#)  
 Barndorff-Nielsen, O.E. (1978). *Information and Exponential Families in Statistical Theory*. Chichester: Wiley. [MR0489333](#)  
 Brito, C. and Pearl, J. (2002). A new identification condition for recursive models with correlated errors. *Struct. Equ. Model.* **9** 459–474. [MR1930449](#)

- Brown, L.D. (1986). *Fundamentals of Statistical Exponential Families with Applications in Statistical Decision Theory*. LNMS 9. Hayward, CA: Inst. Math. Statist. [MR0882001](#)
- Castelo, R. and Siebes, A. (2003). A characterization of moral transitive acyclic directed graph Markov models as labeled trees. *J. Statist. Plann. Inference* **115** 235–259. [MR1984048](#)
- Cox, D.R. (2006). *Principles of Statistical Inference*. Cambridge: Cambridge Univ. Press. [MR2278763](#)
- Cox, D.R. and Wermuth, N. (1993). Linear dependencies represented by chain graphs (with discussion). *Statist. Sci.* **8** 204–218, 247–277. [MR1243593](#)
- Cox, D.R. and Wermuth, N. (1996). *Multivariate Dependencies: Models, Analysis, and Interpretation*. London: Chapman and Hall. [MR1456990](#)
- Cox, D.R. and Wermuth, N. (2000). On the generation of the chordless 4-cycle. *Biometrika* **87** 206–212. [MR1766841](#)
- Cox, D.R. and Wermuth, N. (2004). Causality: A statistical view. *Internat. Statist. Rev.* **72** 285–305.
- Dawid, A.P. (1979). Some misleading arguments involving conditional independence. *J. Roy. Statist. Soc. B* **41** 249–252. [MR0547250](#)
- Dempster, A.P. (1972). Covariance selection. *Biometrics* **28** 157–175.
- Dirac, G.A. (1961). On rigid circuit graphs. *Abhandl. Math. Sem. Hamburg* **25** 71–76. [MR0130190](#)
- Drton, M. (2009). Discrete chain graph models. *Bernoulli* **15** 736–753. [MR2555197](#)
- Drton, M., Eichler, M. and Richardson, T.S. (2009). Computing maximum likelihood estimates in recursive linear models. *J. Mach. Learn. Res.* **10** 2329–2348.
- Frydenberg, M. and Lauritzen, S.L. (1989). Decomposition of maximum likelihood in mixed interaction models. *Biometrika* **76** 539–555. [MR1040647](#)
- Geiger, D., Verma, T.S. and Pearl, J. (1990). Identifying independence in Bayesian networks. *Networks* **20** 507–534. [MR1064736](#)
- Holland, P.W. and Rosenbaum, P.R. (1989). Conditional association and unidimensionality in monotone latent variable models. *Ann. Statist.* **14** 1523–1543. [MR0868316](#)
- Kang, C. and Tian, J. (2009). Markov properties for linear causal models with correlated errors. *J. Mach. Learn. Res.* **10** 41–70.
- Kauermann, G. (1996). On a dualization of graphical Gaussian models. *Scand. J. Statist.* **23** 115–116. [MR1380485](#)
- Koster, J.T.A. (2002). Marginalising and conditioning in graphical models. *Bernoulli* **8** 817–840. [MR1963663](#)
- Lauritzen, S.L. (1996). *Graphical Models*. Oxford: Oxford Univ. Press. [MR1419991](#)
- Lauritzen, S.L. and Wermuth, N. (1989). Graphical models for association between variables, some of which are qualitative and some quantitative. *Ann. Statist.* **17** 31–57. [MR0981437](#)
- Lehmann, E.L. and Scheffé, H. (1955). Completeness, similar regions and unbiased estimation. *Sankhyā A* **14** 219–236. [MR0072410](#)
- Mandelbaum, A. and Rüschendorf, L. (1987). Complete and symmetrically complete families of distributions. *Ann. Statist.* **15** 1229–1244. [MR0902255](#)
- Marchetti, G.M. and Lupparelli, M. (2011). Chain graph models of multivariate regression type for categorical data. To appear.
- Marchetti, G.M. and Wermuth, N. (2009). Matrix representations and independencies in directed acyclic graphs. *Ann. Statist.* **47** 961–978. [MR2502657](#)
- Neumann, C.G. (1884). *Vorlesungen über Riemann'sche Theorie der Abel'schen Integrale*, 2nd ed. Leipzig: Teubner.
- Paz, A. (2007). The annotated graph model for representing DAG-representable relations – algorithms approach. Research report, Technion, Haifa.
- Pearl, J. (1988). *Probabilistic Reasoning in Intelligent Systems*. San Mateo: Morgan and Kaufmann. [MR0965765](#)

- Pearl, J. and Wermuth, N. (1994). When can association graphs admit a causal interpretation? In *Models and Data, Artificial Intelligence and Statistics IV* (P. Cheeseman and W. Oldford, eds.) 205–214. New York: Springer. [MR1307661](#)
- Richardson, T.S. and Spirtes, P. (2002). Markov graph ancestral models. *Ann. Statist.* **30** 962–1030. [MR1926166](#)
- Robins, J. and Wasserman, L. (1997). Estimation of effects of sequential treatments by reparametrizing directed acyclic graphs. In *Proceedings, 13th Annual Conference on Uncertainty in Artificial Intelligence* (D. Geiger and O. Shenoy, eds.) 409–420. San Francisco: Morgan and Kaufmann.
- Sadeghi, K. (2009). Representing modified independence structures. Transfer thesis, Oxford Univ.
- San Martin, E. and Mochart, M. (2007). On joint completeness: Sampling and Bayesian versions, and their connections. *Sankhyā A* **69** 780–807. [MR2521233](#)
- San Martin, E., Mochart, M. and Rolin, J.M. (2005). Ignorable common information, null sets and Basu's first theorem. *Sankhyā A* **67** 674–698. [MR2283009](#)
- Sargan, J.D. (1958). The estimation of economic relationships using instrumental variables. *Econometrica* **26** 393–415. [MR0110567](#)
- Speed, T.P. and Kiiveri, H.T. (1986). Gaussian Markov distributions over finite graphs. *Ann. Statist.* **14** 138–150. [MR0829559](#)
- Spirtes, P., Glymour, C. and Scheines, R. (1993). *Causation, Prediction and Search*. New York: Springer. [MR1227558](#)
- Studený, M. (2005). *Probabilistic Conditional Independence Structures*. London: Springer.
- Tikhonov, A.N. (1963). Solution of ill-posed problems and the regularization method (in Russian). *Dokl. Akad. Nauk SSSR* **153** 49–52. [MR0162378](#)
- Wermuth, N. and Cox, D.R. (1998). On association models defined over independence graphs. *Bernoulli* **4** 477–495. [MR1679794](#)
- Wermuth, N. and Cox, D.R. (2004). Joint response graphs and separation induced by triangular systems. *J. R. Stat. Soc. Ser. B Stat. Methodol.* **66** 687–717. [MR2088296](#)
- Wermuth, N. and Cox, D.R. (2008). Distortions of effects caused by indirect confounding. *Biometrika* **95** 17–33. [MR2409712](#)
- Wermuth, N., Cox, D.R. and Pearl, J. (1994). Explanations for multivariate structures derived from univariate recursive regressions. In *Ber. Stoch. Verw. Geb., Univ. Mainz* **94**. ISSN-0098, Mainz.
- Wermuth, N. and Lauritzen, S.L. (1990). On substantive research hypotheses, conditional independence graphs and graphical chain models (with discussion). *J. Roy. Statist. Soc. Ser. B* **52** 21–75. [MR1049302](#)
- Wermuth, N., Marchetti, G.M. and Cox, D.R. (2009). Triangular systems for symmetric binary variables. *Electron. J. Statist.* **3** 932–955. [MR2540847](#)
- Wermuth, N. and Sadeghi, K. (2011). Sequences of regressions and their independences. To appear.
- Wermuth, N., Wiedenbeck, M. and Cox, D.R. (2006). Partial inversion for linear systems and partial closure of independence graphs. *Numer. Math.* **46** 883–901. [MR2285213](#)
- Wiedenbeck, M. and Wermuth, N. (2010). Changing parameters by partial mappings. *Statist. Sinica* **20** 932–955. [MR2682644](#)

Received January 2009 and revised February 2010