

## NONPARAMETRIC INFERENCE UNDER BIASED SAMPLING FROM A FINITE POPULATION

BY PETER J. BICKEL<sup>1</sup>, VIJAYAN N. NAIR AND PAUL C. C. WANG

*University of California, Berkeley, AT & T Bell Laboratories and  
University of Calgary*

We consider a biased sampling model that has been found useful in incorporating size biases inherent in many types of discovery data. The model postulates that the data are obtained from a finite population by selecting successively without replacement and with probability proportional to some measure of size. Unlike the ppswr scheme in survey sampling, it is assumed here that the size measure is a function of the unknown population values. In this article, we consider maximum likelihood estimation of the finite population parameters under this biased sampling model. We study the large sample behavior of the MLE's and derive a simple, asymptotically efficient approximation to the MLE. The approximate MLE is structurally similar to the Horvitz–Thompson estimator. We show that information about the order in the sample can be used to make inference even when the population size is unknown, which in fact can be estimated. Small sample behavior of the estimators is investigated through a limited simulation study, and the results are used to analyze oil and gas discovery data from the North Sea basin.

**1. Introduction.** Let  $\mathcal{U} = \{U_1, \dots, U_N\}$  denote a finite population of  $N$  units and let  $Y_j$  be a characteristic associated with  $U_j$ ,  $j = 1, \dots, N$ . Let  $\mathcal{S}_n = (U_{i_1}, \dots, U_{i_n})$  be an ordered sample of size  $n$  that is selected successively without replacement and with probability proportional to some measure of size  $\{w_1, \dots, w_N\}$ . More specifically,

$$(1.1) \quad P\{(U_{i_1}, \dots, U_{i_n})\} = \prod_{j=1}^n \frac{w_{i_j}}{\sum_{i=1}^N w_i - \sum_{k=1}^{j-1} w_{i_k}},$$

where  $w_j = w(Y_j)$ , a positive function of the unknown population characteristic, and  $w_{i_0} \equiv 0$ . A special case of this model is the ppswr scheme in survey sampling where the  $w_j$ 's are auxiliary attributes whose values are known for all the units in the finite population. We are interested in the general case where the selection probabilities can depend on the a priori unknown population characteristics (which are in fact the parameters of interest). In this case, the  $w_j$ 's associated with the  $(N - n)$  unobserved units will not be known with certainty even after the sample is observed.

---

Received September 1989; revised July 1991.

<sup>1</sup>Research supported in part by Grant ONR-N00014-89-J-1563.

*AMS 1980 subject classifications.* Primary 62G05; secondary 62D05, 62G20, 62P99.

*Key words and phrases.* Asymptotically efficient, informative sampling, maximum likelihood, petroleum resource estimation, probability proportional to size, size-biased sampling.

The sampling design (1.1) where the selection probabilities depend on the parameters of interest is sometimes known as an informative design [Cassel, Sarndal and Wretman (1977)]. It has been used by Cozzolino (1972) and Barouch and Kaufman (1976) as a model for analyzing oil and gas discovery data. They considered the case  $w(y) = y$  and suggested the ppswor successive sampling scheme as a mechanism for incorporating the size bias inherent in the discovery process. Bloomfield, Deffeyes, Watson, Benjamini and Stine (1979) and Lee and Wang (1983) extended their work by taking  $w(y) = y^\theta$ . The parameter  $\theta$  is called the coefficient of discoverability in the petroleum estimation literature. Expression (1.1) can also be interpreted as a (marginal) likelihood of suitably defined rank statistics under a proportional hazards model [Kalbfleisch and Prentice (1980)]. This relationship will be considered in more detail elsewhere.

Throughout this paper, we shall ignore any information in the labels  $U_1, \dots, U_N$ . We can then represent the ordered sample  $\mathcal{S}_n$  by its attributes, which we denote  $(y_1, \dots, y_n)$ . Let  $z_1, \dots, z_K$  denote the distinct values in the finite population with multiplicities  $N_1, \dots, N_K$ . We are interested in estimating the parameters  $N_1, \dots, N_K$  from an observed, ordered sample of size  $n$  based on (1.1).

Statistical inference under the model (1.1) has been considered by various authors. Most of these results were developed under the assumption that a population characteristic such as the population size  $N$  or the population total  $R = \sum_{k=1}^K N_k z_k$  is known. Barouch and Kaufman (1977), Lee and Wang (1983, 1985) and Nair and Wang (1989) developed parametric estimators of the distribution under a superpopulation framework where the finite population itself is assumed to be an iid sample from some underlying population. Gordon (1992) and Andreatta and Kaufman (1986) discussed inference procedures for the finite population itself and considered, among other things, Horvitz-Thompson type estimators. Gordon (1992) also provided an approach for estimating the population size by moment-type estimator using a split-sample technique. Andreatta and Kaufman (1986) considered the situation where the information about the order in the sample is either unavailable or ignored. They discussed the use of Murthy's (1957) estimator assuming that  $R$  or some other population parameter such as  $N$  is known; see also Godambe and Rajashari (1989) for a related biased sampling problem with Bernoulli sampling.

The present paper deals with maximum likelihood estimation. We show that it is possible to do inference without assuming any knowledge of the population size or other population characteristics. We can in fact estimate these characteristics through maximum likelihood. It is the information in the *ordered* sample that allows us to do this unusual inference. Maximum likelihood estimation of the finite population was considered in Smith and Ward (1981), but they did not get any explicit results and did not study the properties of the MLE's.

In Section 2 we study MLE's of  $\{N_1, \dots, N_K\}$ . In particular, we indicate how parameters such as  $N$  and  $R$  can be estimated. The asymptotic behavior of

the MLE suggests a simple, asymptotically equivalent estimator that is easily computed. This estimator is structurally similar to the Horvitz–Thompson estimator, but it depends on the order in which the data in the sample  $\mathcal{S}_n$  are observed. Consistency, asymptotic distribution and efficiency of the MLE are also discussed. Proofs are deferred to Section 6.

Section 3 compares the asymptotic and finite-sample behavior of the MLE's through a limited simulation study. In Section 4, the results are applied to the analysis of oil and gas discovery data from the North Sea basin. Section 5 develops some large sample results of estimators under the ppswor model. These are extensions of the results in Holst (1973), Sen (1979) and Gordon (1992). Section 6 deals with some auxiliary results and proofs of the theorems in Section 2. For the asymptotic results, we assume that  $K$ , the number of distinct values in the finite population, is fixed as  $N \rightarrow \infty$ . The more general case where  $K = K(N) \rightarrow \infty$  will be considered elsewhere. We also assume that the sampling proportion  $f_N \equiv n/N$  satisfies  $0 < \lim_{N \rightarrow \infty} f_N < 1$ . If  $f_N = 1$ , all the  $N$  units of the finite population have been observed, so there is nothing to infer. If  $f_N \rightarrow 0$  ( $n$  fixed and  $N \rightarrow \infty$ ), sampling without replacement is equivalent to sampling with replacement, and the model in (1.1) simplifies to the familiar length-biased estimation problem considered in the literature [Cox (1964), Patil and Rao (1977) and Vardi (1982)].

In practice, the size-bias mechanism  $w(y)$  is unknown and may have to be estimated from the data. One approach is to parameterize the shape of  $w(y)$ , for example, by letting  $w(y) = e^{\beta y}$ , and to estimate all the unknown parameters simultaneously. However, for our results we will assume that  $w(y)$  is a fixed, known, positive function.

**2. Estimation.** Let  $z_1, \dots, z_K$  be the distinct values of the finite population with multiplicities  $N_1, \dots, N_K$ . In this section, we consider nonparametric maximum likelihood estimation of  $\{N_1, \dots, N_K\}$ , and hence of the population size  $N$ .

If the  $z_k$ 's are known, the problem of estimating  $\{Y_1, \dots, Y_N\}$  is equivalent to estimating  $\{N_1, \dots, N_K\}$ . In general, of course, the  $z_k$ 's will not be known a priori. However, as we shall see, the nonparametric MLE gives nonzero mass only to the  $z_k$ 's which are observed in the sample. Therefore, we can restrict attention to the  $z_k$ 's which are the distinct values in the observed sample.

2.1. *Notation.* Throughout the paper, we will use the following notation. Let

$$(2.1) \quad I_j^n = I[U_j \in \mathcal{S}_n],$$

the indicator of the event that the  $j$ th unit is included in the sample  $\mathcal{S}_n$  of size  $n$ . Let  $z_1, \dots, z_K$  be the distinct values of  $Y_j$  in the observed sample and let  $I[Y_j = z_k] = 1$  if  $Y_j = z_k$  and 0 otherwise. Then,  $n_k = \sum_{j=1}^N I[Y_j = z_k] I_j^n$  denotes the multiplicity of  $z_k$ ,  $k = 1, \dots, K$ . In addition, let  $w_k = w(z_k)$ ,

$$(2.2) \quad \pi_k(t) = 1 - e^{-tw_k}$$

and

$$(2.3) \quad \bar{\pi}_k(t) = 1 - \pi_k(t) = e^{-t\omega_k},$$

for  $k = 1, \dots, K$ . Let

$$(2.4) \quad f \equiv n/N, \quad \theta_k \equiv N_k/N, \quad k = 1, \dots, K,$$

be, respectively, the sampling fraction and the cell probabilities. It will also be useful to consider the quantities

$$(2.5) \quad \nu_k \equiv N_k/n, \quad k = 1, \dots, K.$$

Note that

$$(2.6) \quad f^{-1} = \sum_{k=1}^K \nu_k.$$

2.2. Maximum likelihood estimation. Define

$$(2.7) \quad D(i) = \sum_{j=0}^{i-1} w(y_j), \quad i = 1, \dots, n,$$

with  $w(y_0) \equiv 0$ . The likelihood of  $\mathbf{N} = (N_1, \dots, N_K)$  is obtained from (1.1) as

$$(2.8) \quad e^{L(\mathbf{N})} = \prod_{k=1}^K \frac{N_k!}{(N_k - n_k)!} \frac{\prod_{i=1}^n w(y_i)}{\sum_{r=1}^K N_r \omega_r - D(i)}.$$

The combinatorial coefficients indicate the number of different ways in which the ordered sample could have been obtained. It is easily seen from (2.8) that the nonparametric MLE gives nonzero mass only to the  $z_k$ 's for which  $n_k > 0$ .

To obtain the MLE  $\{\hat{N}_k\}_{k=1}^K$ , one can maximize the likelihood (2.8) numerically subject to the constraint  $\hat{N}_k \geq n_k, k = 1, \dots, K$ . Note that the solution can occur on the boundary, that is,  $\hat{N}_k = n_k$  for some  $k$ . The computation of the MLE involves maximization over a  $K$ -dimensional space and can be difficult in practice. In the next section, we obtain a simple estimator that is asymptotically equivalent to the MLE. But first we study the large sample behavior of the likelihood equations. This is done within the following asymptotic framework. To avoid cumbersome notation, we will suppress the index  $N$  from the subscripts of  $f_N, z_{Nk}, \nu_{Nk}$  and so on. *But one should remember that the various quantities considered depend on  $N$ .*

- A1. As  $N \rightarrow \infty$ , the number of distinct values in the finite population  $K$  is fixed, and the distinct values  $\{z_1, \dots, z_K\}$  converge to some fixed, finite values.
- A2.  $\theta_k \equiv N_k/N$  satisfies  $0 < \lim_{N \rightarrow \infty} \theta_k < 1$ , for  $k = 1, \dots, K$ , and  $f_N \equiv n/N$  satisfies  $0 < \lim_{N \rightarrow \infty} f_N < 1$ .

The more general situation where  $K = K(N) \rightarrow \infty$  as  $N \rightarrow \infty$  will be considered elsewhere.

As  $N \rightarrow \infty$ , the parameters of interest  $N_k \rightarrow \infty$  for  $k = 1, \dots, K$ . So we will work with the parameters  $\{\theta_k\}_{k=1}^{K-1}$  and  $f$  defined by (2.4) or the equivalent set

of normalized parameters  $\{\nu_k\}_{k=1}^K$  defined by (2.5). The observed sample proportions will be denoted by

$$(2.9) \quad p_k = \frac{n_k}{n}, \quad k = 1, \dots, K.$$

Our basic approach is to replace factorials by gamma functions in the likelihood in (2.8). Our parameters can then be treated as continuous and we can differentiate the log-likelihood and obtain the likelihood equations. We argue that MLE's (more precisely first local MLE's to be defined later) satisfy these equations to a high enough order of approximation. Then we deduce their asymptotic theory by the usual linearization process.

With some abuse of notation, we will let  $L(\mathbf{v})$  denote the log-likelihood of  $\mathbf{v}$ . From (2.8),

$$(2.10) \quad L(\mathbf{v}) = \text{const} + \sum_{k=1}^K \{ \log \Gamma(n\nu_k + 1) - \log \Gamma(n(\nu_k - p_k) + 1) \} \\ - \sum_{i=1}^n \log \left[ \sum_{r=1}^K \nu_r w_r - \frac{D(i)}{n} \right].$$

We will use the notations  $\nu_0, f_0$  and so forth to distinguish the true population parameters from the argument of the likelihood function. Note that these values also vary with  $N$  since we are considering a sequence of finite populations for our asymptotic framework. But we will continue to suppress their dependence on  $N$  for notational convenience. The following result is known [see Rosén (1972), Holst (1973) and Gordon (1990)] and can be obtained as a consequence of Corollary 5.5. For  $1 \leq k \leq K$ ,

$$(2.11) \quad |p_k - \nu_{k0} \pi_k(\lambda_0)| = o_p(1),$$

where  $\lambda_0 = \lambda(f_0)$  and  $\lambda(u)$  satisfies

$$(2.12) \quad \frac{1}{N} \sum_{k=1}^K N_{0k} e^{-\lambda(u)w_k} \equiv \sum_{k=1}^K \theta_k \bar{\pi}_k(\lambda(u)) = 1 - u, \quad 0 < u < 1.$$

Note that  $\lambda(u)$  is an increasing, convex function of  $u$ ; so there is a one-to-one relationship between the sampling proportion  $f_0$  and the parameter  $\lambda_0$ .

We see from (2.11) that, if  $\lambda_0$  is known, one can estimate  $\nu_{k0}$  consistently by

$$(2.13) \quad \hat{\nu}_k = \frac{p_k}{\pi_k(\lambda_0)} \equiv \frac{p_k}{1 - e^{-\lambda_0 w_k}}.$$

When we replace the unknown inclusion probabilities  $1 - e^{-\lambda_0 w_k}$  by their asymptotic approximations, this yields the Horvitz-Thompson estimator. We will see in the next section that the approximate maximum likelihood estimator also has this structure but now the data are used to estimate the unknown parameter  $\lambda_0$ .

The likelihood in (2.10) can, in general, have several local maxima. We shall consider the "first" local maximum defined as follows. Reparameterize  $\mathbf{v}$  by  $(\theta, f)$  given by (2.4), and (with some abuse of notation) write  $L(\theta, f)$  for  $L(\mathbf{v})$ .

For each fixed  $f$ , the  $\theta_k$ 's vary over a nonempty subset of the simplex, and  $L(\boldsymbol{\theta}, f)$  is continuous in  $\boldsymbol{\theta}$ . So, for a given  $f$ ,  $L(f) \equiv \max_{\boldsymbol{\theta}} \{L(\boldsymbol{\theta}, f) : \theta_k \geq fp_k, k = 1, \dots, K\}$  is achieved by some  $\hat{\boldsymbol{\theta}}(f)$ . We call  $L(f)$  a "profile log-likelihood" of  $f$ . Let  $\mathcal{F}$  be the set of all local maximizers of  $L(f)$  in  $[0, 1]$ . Note that for  $f \in (0, 1)$ ,  $f$  is a local maximizer if  $L'(f) = 0$  and  $L''(f) < 0$ . At the boundaries,  $f = 0$  is a local maximizer if  $L'(0^+) < 0$ , and similarly,  $f = 1$  is a local maximizer if  $L'(1^-) > 0$ . We consider the "first local maximizer" of  $L(f)$  given by  $\hat{f} = \min\{f \in \mathcal{F}\}$ . Since  $L(f)$  is continuous in  $f$ , the set  $\mathcal{F}$  is nonempty and  $\hat{f}$  exists. Let  $\hat{\boldsymbol{\nu}}$  be the value of  $\boldsymbol{\nu}$  that corresponds to  $(\hat{\boldsymbol{\theta}}(\hat{f}), \hat{f})$ . We establish the consistency and asymptotic normality of  $\hat{\boldsymbol{\nu}}$  in Theorem 1. We consider the first local maximizer rather than the global maximizer because of technical constraints which require  $f$  to be bounded away from 1 in our proofs. It may well be that the global MLE is also consistent but we have not shown this.

THEOREM 1. Under A1-A2:

- (i)  $\hat{\boldsymbol{\nu}}$  is consistent.
- (ii)  $\mathcal{L}(n^{1/2}(\hat{\boldsymbol{\nu}} - \boldsymbol{\nu}_0)) \rightarrow \mathcal{N}(0, I^{-1}(\boldsymbol{\nu}_0))$ , where

$$(2.14) \quad I^{-1}(\boldsymbol{\nu}_0) = \left\| \delta_{jk} d_{k0} + \frac{w_j d_{j0} w_k d_{k0} f_0 \int_0^1 [\lambda'(u)]^2 du}{(1 - f_0 \int_0^1 [\lambda'(u)]^2 du \sum_{r=1}^K w_r^2 d_{r0})} \right\|_{K \times K},$$

$$(2.15) \quad d_{k0} = \frac{\nu_{k0} \bar{\pi}_k(\lambda_0)}{\pi_k(\lambda_0)}$$

and from (2.12),

$$(2.16) \quad \lambda'(u) \equiv \frac{d\lambda(u)}{du} = \left( \sum_{k=1}^K w_k \theta_k \bar{\pi}_k(\lambda(u)) \right)^{-1}.$$

REMARK 1. Since  $\boldsymbol{\nu}_0$  depends on  $N$ , the statement Theorem 1(ii) (and those in the sequel) should be formally interpreted as  $\mathcal{L}(n^{1/2}I^{1/2}(\boldsymbol{\nu}_0)[\hat{\boldsymbol{\nu}} - \boldsymbol{\nu}_0]) \rightarrow \mathcal{N}(0, I)$ .

2.3. *Approximate MLE.* The estimator  $\hat{\boldsymbol{\nu}}$  can be difficult to compute in practice. We obtain an approximation that is easy to compute and is asymptotically equivalent to  $\hat{\boldsymbol{\nu}}$  as follows. Differentiating (2.10) with respect to the  $\nu_k$ 's, we get the "likelihood equations" as

$$(2.17) \quad \frac{\partial L}{\partial \nu_k} = n[\psi(n\nu_k + 1) - \psi(n[\nu_k - p_k] + 1)] - w_k \sum_{i=1}^n \left( \sum_{r=1}^K \nu_r w_r - \frac{D(i)}{n} \right)^{-1}$$

for  $k = 1, \dots, K$ , where  $\psi(\cdot)$  denotes the digamma function. Recall that

$\psi(x + 1) = \log x + O(x^{-1})$  as  $x \rightarrow \infty$ . So,

$$(2.18) \quad \frac{1}{n} \frac{\partial L}{\partial \nu_k} = \left( \log \frac{\nu_k}{\nu_k - p_k} - w_k \lambda_n(\mathbf{v}; \mathbf{y}) \right) + O_p(n^{-1}),$$

where  $\lambda_n(\mathbf{v}; \mathbf{y})$  is the data-dependent function

$$(2.19) \quad \lambda_n(\mathbf{v}; \mathbf{y}) = \frac{1}{n} \sum_{i=1}^n \left( \sum_{k=1}^K \nu_k w_k - \frac{D(i)}{n} \right)^{-1}.$$

If we ignore the second term on the right-hand side in (2.18) which is of smaller order than the first term and solve for  $\mathbf{v}$  by setting the first term equal to zero, we obtain an estimator implicitly defined by

$$(2.20) \quad \nu_k = \frac{p_k}{\pi_k(\lambda_n(\mathbf{v}; \mathbf{y}))}, \quad k = 1, \dots, K.$$

Note the structural similarity between this and the Horvitz–Thompson estimator in (2.13).

Since  $\lambda_n(\mathbf{v}; \mathbf{y})$  in (2.19) depends on the unknown parameters, the approximate MLE (2.20) is still not easily computable. However, the  $\nu_k$ 's are easily obtained once  $\lambda_n(\mathbf{v}; \mathbf{y})$  is determined. So let

$$(2.21) \quad \nu_k(\lambda) = \frac{p_k}{\pi_k(\lambda)} = \frac{p_k}{1 - e^{-\lambda w_k}}, \quad k = 1, \dots, K.$$

Substitute  $\nu_k(\lambda)$  in the log-likelihood (2.10), treat  $\lambda$  as an unknown parameter and consider the “profile log-likelihood” of  $\lambda$  [which we denote as  $L_{PR}(\lambda)$ ]. The derivative of this likelihood with respect to  $\lambda$  is

$$(2.22) \quad \frac{dL_{PR}(\lambda)}{d\lambda} = -n \sum_{k=1}^K \frac{p_k w_k \bar{\pi}_k(\lambda)}{[\pi_k(\lambda)]^2} \left[ \psi(n \nu_k(\lambda) + 1) - \psi(n[\nu_k(\lambda) - p_k] + 1) - w_k Z_n(\lambda) \right],$$

where

$$(2.23) \quad \begin{aligned} Z_n(\lambda) &= \frac{1}{n} \sum_{i=1}^n \left( \sum_{k=1}^K \nu_k(\lambda) w_k - \frac{D(i)}{n} \right)^{-1} \\ &= \frac{1}{n} \sum_{i=1}^n \left( \sum_{k=1}^K \frac{p_k w_k}{\pi_k(\lambda)} - \frac{D(i)}{n} \right)^{-1}. \end{aligned}$$

Recall that  $\psi(x + 1) = \log x + O(x^{-1})$  as  $x \rightarrow \infty$ . So the term in square brackets in (2.22) reduces to  $w_k[\lambda - Z_n(\lambda)] + O_p(n^{-1})$ . Hence, setting the “profile log-likelihood” equation (2.22) equal to zero and solving for  $\lambda$  is equivalent to solving the equation

$$(2.24) \quad Z_n(\lambda) = \lambda.$$

It is now natural to estimate  $\nu$  by  $\nu(\hat{\lambda})$  where  $\hat{\lambda} > 0$  solves (2.24) and  $Z'_n(\hat{\lambda}) > 1$ .  $\lambda = 0$  is always a solution of (2.24), but this corresponds to  $f = 0$ ; we are interested in a strictly positive finite solution.

We have thus reduced the problem of computing the MLE's (a  $K$ -dimensional problem) to finding an appropriate root of (2.24)—a one-dimensional problem. The asymptotic equivalence between the  $\nu(\hat{\lambda})$  and the MLE  $\hat{\nu}$  is formally stated in the following theorem.

**THEOREM 2.** *Under A1–A2:*

- (i)  $\nu(\hat{\lambda})$  is consistent;
- (ii)  $\nu(\hat{\lambda}) = \hat{\nu} + o_p(n^{-1/2})$ ; and hence
- (iii)  $n^{1/2}(\nu(\hat{\lambda}) - \nu_0)$  also has  $N(0, I^{-1}(\nu_0))$  as a limit in law.

**REMARK 2.** The asymptotic variance–covariance matrix  $I^{-1}(\nu_0)$  can be estimated by substituting consistent estimates for the unknown parameters in (2.14). The right-hand term in (2.16) can be used for estimating  $\lambda(u)$ .

**REMARK 3.** When the underlying population is continuous, (2.24) can still be used to estimate  $\lambda$ . Thus, parameters such as the cumulative distribution function  $N$  and  $R$  can also be estimated from (2.24) and (2.21) for this problem. Properties of these estimators will be investigated elsewhere.

**REMARK 4.** As  $\lambda \rightarrow 0$ , it can be seen from (2.12) that the sampling proportion  $f_0 \rightarrow 0$ . For this limiting case, we can see from (2.21) that  $\hat{\nu}_k$  is proportional to  $p_k/w_k$ . (Note that only the probabilities  $\theta_k$  are meaningful in this case.) These are indeed the MLE's for this special case:  $\hat{\theta}_k = (p_k/\alpha)w_k$ , where  $\alpha$  is a proportionality constant [see Cox (1969) or Vardi (1982)].

**2.4. Efficiency.** We define efficiency in this context as follows. Let  $\tilde{\nu}$  be a competing estimator to  $\nu(\hat{\lambda})$  such that

$$(2.25) \quad \mathcal{L}_{\nu_n}(n^{1/2}(\tilde{\nu} - \nu_n)) \rightarrow \mathcal{N}(0, \Sigma_{\nu_0})$$

for all sequences of populations with  $\nu = \nu_n$  such that  $n^{1/2}(\nu_n - \nu_0)$  is bounded and  $\nu_0 \in R^+ \times \cdots \times R^+$ . Then:

**THEOREM 3.**

$$\Sigma_{\nu_0} \geq I^{-1}(\nu_0),$$

where  $\geq$  is as usual defined by  $A \geq B$  if and only if  $A - B$  is nonnegative definite.

Alternative equivalent formulations of efficiency are a Hájek convolution theorem when the limit in (2.25) is not necessarily Gaussian and an asymptotic minimax theorem where all competitors are permitted but optimality is measured by the minimax risk in  $n^{-1/2}$  neighborhoods of  $\nu_0$ .



**3. A simulation study.** In this section, we examine the finite sample behavior of the MLE's through a small simulation study. The distinct values of the finite population were taken as the quantiles of a standard exponential distribution

$$z_k = -\ln\left(1 - \frac{k - 1/2}{5}\right), \quad k = 1, \dots, 5,$$

with multiplicities  $N_k = 20$ ,  $k = 1, \dots, 5$ , and hence  $N = 100$ . We generated 1000 samples of size  $n = 50$  each from this population with ppswr according to the size measure  $w(y) = y$ . From each sample, we computed the approximate MLE's of  $N_k$  and  $\theta_k$  based on  $\nu_k(\hat{\lambda})$  in Section 2.

Figure 1 shows the box plots of the (approximate) MLE's of  $N_k$ ,  $K = 1, \dots, 5$ . The estimates are reasonably centered around the true values of 20. The variability in the distributions decreases as one goes from left to right, corresponding to increasing values of  $z_k$ 's. This is intuitively reasonable because of the selection bias which results in more units being observed from cells with large  $z_k$ -values. The heavier upper tails are also to be expected since the lower tails are bounded by the constraint  $\hat{N}_k \geq n_k$ , the observed frequencies.

Table 1 compares the asymptotic errors of the estimators with the observed standard errors from the simulation. We see that the asymptotic formulas provide reasonable approximations to the true standard errors in almost all the cases. It is still possible, however, that interval estimators based on asymptotic normality may not do well because the finite sample distributions

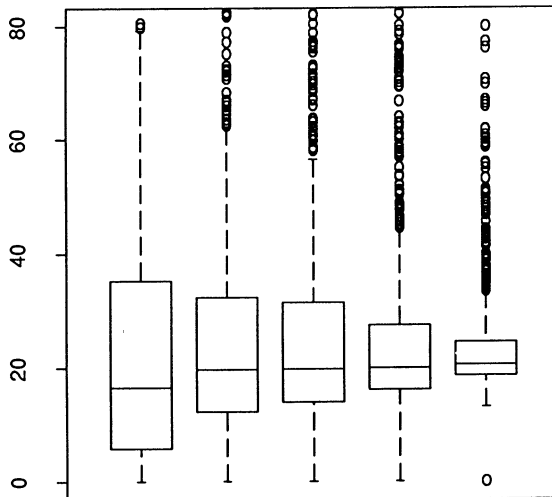


FIG. 1. Box plots of the approximate MLE's,  $\hat{N}_k$ ,  $k = 1, \dots, 5$ , from the simulation study. Note the distributions are all reasonably centered around the true values of 20, the upper tails are heavier as to be expected and the variability decreases from the left to the right.

TABLE 1  
*Comparison of asymptotic and actual standard errors*

Estimator	Asymptotic	Actual
$\hat{\nu}_1$	0.38	0.44
$\hat{\nu}_2$	0.27	0.30
$\hat{\nu}_3$	0.22	0.27
$\hat{\nu}_4$	0.16	0.17
$\hat{\nu}_5$	0.08	0.09
$\hat{\theta}_1$	0.12	0.12
$\hat{\theta}_2$	0.07	0.07
$\hat{\theta}_3$	0.05	0.05
$\hat{\theta}_4$	0.04	0.04
$\hat{\theta}_5$	0.07	0.06
$\hat{N}$	49	55
$\hat{R}$	30.5	33

are quite nonnormal. This appears to be the case for the data in Figure 1. A referee has suggested the use of transformations to enhance normality and the quality of interval estimation. While this is possible, it is unlikely that a particular transformation, like the log transformation, will work well in all cases. Our own preference is to use the bootstrap technique to obtain interval estimates in these situations.

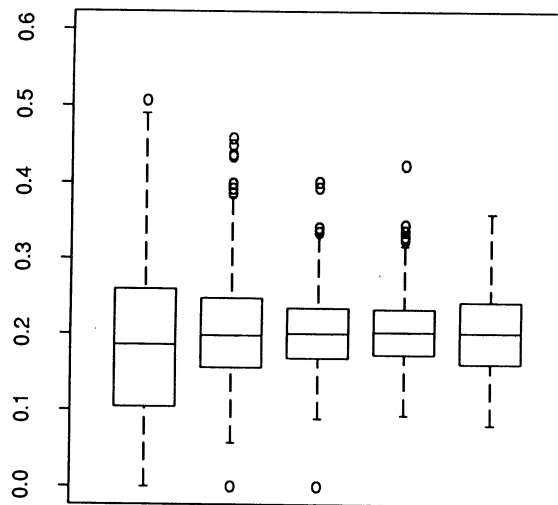


FIG. 2. *Box plots of the estimated proportions,  $\hat{\theta}_k$ ,  $k = 1, \dots, 5$ , from the simulation study. The distributions are centered around the true values of 0.2 and are reasonably symmetric.*

TABLE 2  
North Sea oil and gas data\*

Name or location	Discovery date	Recoverable reserves <sup>†</sup>	Name or location	Discovery date	Recoverable reserves <sup>†</sup>
Balder	7-67	100	W. Beryl	8-74	115
Cod	6-68	100	N. Cormorant	8-74	367
2/3-1	4-69	12	W. Heather	9-74	75
Montrose	9-69	150	15/23-A1,2,4B	10-74	225
Ekofisk	9-69	2100	211/13	11-74	250
Josephine	9-70	88	15/22-1	11-74	‡
Forties	10-70	1800	Tartan	1-75	268
Tor	11-70	340	Hod	1-75	88
W. Ekofisk	12-70	375	3/11-1	1-75	‡
Auk	2-71	63	Mabel	2-75	100
Frigg	6-71	1264	14/20-1,5	2-75	62
30/2-1	6-71	‡	Brae	4-75	6449
Brent	7-71	2252	211/27-3	4-75	258
Statfjord	2-74	3017	Crawford	4-75	350
Argyll	8-71	28	Tern	4-75	238
3/25A	12-71	310	2/10-1A,2,3	4-75	50
Lomond	5-72	220	W. Ninian	5-75	100
Bream	6-72	75	9/13-7	5-75	650
S. E. Tor	6-72	45	Gudrun	6-75	450
Albuskjell	8-72	714	21/2-1	6-75	50
Beryl	9-72	617	3/2-1A	6-75	242
S. Cormorant	9-72	140	Valhall	6-75	647
Edda	9-72	126	3/4-5,3/9-1	7-75	400
Eldfisk	12-72	1186	16/7-2	8-75	‡
Heimdal	12-72	285	16/21	8-75	45
Piper	1-73	679	Murchison	9-75	365
Maureen	2-73	148	211/26-4	9-75	175
Dunlin	6-73	582	211/18-9	9-75	50
Thistle	7-73	530	15/30-1,2	9-75	‡
3/19-1	7-73	‡	15/21	10-75	62
3/15-2,3	8-73	150	15/13-2	10-75	200
E. Frigg	8-73	40	Fulmar	11-75	485
Hutton	9-73	240	3/23-1	11-75	‡
3/29-1,2	9-73	‡	3/8-4	11-75	‡
Brisling	10-73	62	15/29-2	2-76	‡
3/4-1,2,3	10-73	225	23/25A	3-76	100
Alwyn	11-73	358	Ranger	3-76	75
Heather	12-73	150	Renee	4-76	162
N. W. Tor	12-73	‡	211/16	5-76	‡
Ninian	1-74	1117	9/19-2	5-76	‡
Odin	3-74	178	3/28-1	5-76	‡
3/4-4,5	3-74	200	N. Thistle	7-76	175
Flyndre	4-74	‡	Thelma	7-76	375
N. E. Frigg	4-74	66	30/7	8-76	‡
Sleipner	4-74	660	7/12-2	8-76	200
Claymore	5-74	438	Beatrice	9-76	162
Andrew	6-74	150	35/3	10-76	‡
S. E. Frigg	6-74	7	33/9-7	11-76	225
Bruce	7-74	450			
Magnus	7-74	430			
Buchan	8-74	155			

\*Source: O'Carrol, F. M. and Smith, J. L. (1980). Data shown are the constructed "consensus" data in O'Carrol and Smith.

<sup>†</sup>Reserve volumes are in millions of barrel of oil and gas equivalent.

<sup>‡</sup>Small reservoirs for which estimates are not available. These have been included in the smallest class size.

Figure 2 shows the box plots of  $\hat{\theta}_k$ ,  $k = 1, \dots, 5$ . These distributions are fairly symmetrically distributed around the true values of 0.2. The variabilities do not exhibit a definite pattern as they did with Figure 1. Table 1 also shows that, for the  $\hat{\theta}_k$ 's there is little difference between the actual standard errors and those obtained from the asymptotic approximations. Thus, the asymptotic normal approximation for  $\hat{\theta}_k$  [or something like  $\text{logit}(\hat{\theta}_k)$ ] is likely to provide reasonable interval estimates for  $\theta$ .

**4. Application.** We shall now illustrate our results by applying them to oil and gas discovery data from the North Sea petroleum basin. The data, given in Table 2, are the estimated recoverable reserves (in millions of barrels of oil and gas equivalent) from 99 reservoirs that were discovered during the period 1967–1976. At the time of the last indicated discovery, drilling had not advanced far enough to exhaust the play. So, it was of interest to estimate the remaining amount of petroleum resources in this reservoir.

Smith and Ward (1981) and Andreatta and Kaufman (1986) have modeled the North Sea data by using the successive sampling scheme (1.1) to approximate the discovery process. Unfortunately, their original data are unavailable and the data in Table 2 appear to differ slightly from theirs, so we cannot make a comparison of our estimates with theirs, which are based on other estimation schemes.

Following the previous analyses, we grouped the data into seven classes and replaced the data by the class midpoints. The class sizes, midpoints and observed frequencies are given in Table 3. We estimated the parameters through the approximate MLE's in Section 2 with the weight function  $w(y) = y$ . The estimates of the cell multiplicities  $N_k$  and the cell proportions  $\theta_k$  together with their estimated standard errors are given in Table 3. The population size  $N$  is estimated to be 404 with a standard error of 144. Most of the  $404 - 99 = 305$  unobserved reservoirs are in the smallest class size. As expected, the units in the larger class sizes have been mostly observed. The total amount of available resources from this pool is estimated to be  $\hat{R} = 46,942$  million barrels with a standard error of 8259. Since 31,925 million barrels

TABLE 3  
*Analysis of North Sea data*

Class interval	$z_k$	$n_k$	$\hat{N}_k (\pm \text{s.e.})$	$\hat{\theta}_k (\pm \text{s.e.})$
[0, 50)	25	26	262 ( $\pm 110$ )	0.64 ( $\pm 0.06$ )
[50, 100)	75	15	56 ( $\pm 22.5$ )	0.14 ( $\pm 0.03$ )
[100, 200)	150	17	36 ( $\pm 12.3$ )	0.09 ( $\pm 0.02$ )
[200, 400)	300	20	28 ( $\pm 6.5$ )	0.07 ( $\pm 0.01$ )
[400, 800)	600	14	15 ( $\pm 1.8$ )	0.04 ( $\pm 0.01$ )
[800, 1600)	1200	3	3 ( $\pm 0.15$ )	0.01 ( $\pm 0.00$ )
[1600, 3200)	2400	4	4 ( $\pm 0.01$ )	0.01 ( $\pm 0.00$ )
		99	404 ( $\pm 144$ )	

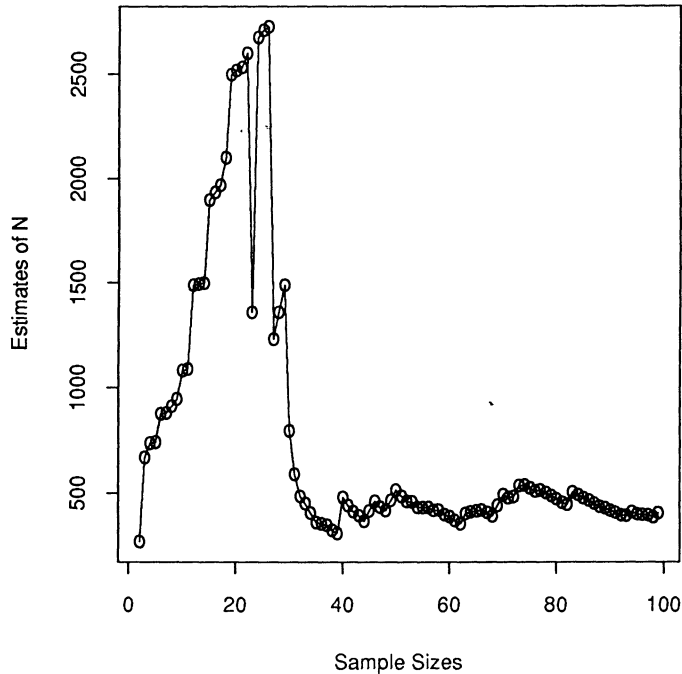


FIG. 3. Plot of the estimates of the population sizes for the North Sea data based on increasing sample sizes. Note that the estimates settle down around sample size 40 and vary thereafter only in the region of 300–600. The final estimate of 404 is based on a sample of size 99.

have already been discovered (based on the grouped data), the remaining undiscovered resources are approximately 15,907 million barrels. Table 3 also gives the estimated cell proportions and their standard errors.

Although there are 99 discovered pools in Table 3, we can actually estimate the population parameters based on each sequential sample of size  $i$ ,  $2 \leq i \leq 99$ . Figure 3 shows how the estimates of  $N$  vary with time as more discoveries become available. There is initially an increase, from an estimate of 268 based on the first two discoveries, to around 2600. But after the first 30 discovered pools, the estimates become quite stable and vary only from about 300 to 500.

**5. Related asymptotic theory.** In this section, we develop some results on the asymptotic behavior of estimators under ppswr sampling. Our results are in part restatements and in part extensions of the results of Rosén (1972), Holst (1973) and Gordon (1992). While the conditions we give can be considerably weakened, they are adequate for our purposes.

Consider a successive sampling scheme *with* replacement and with probability of selection proportional to the size measures  $\{w_j\}_{j=1}^N$ . Let  $X_j(m)$  be the number of times  $U_j$  is selected in such a ppswr scheme of size  $m$  and let

$$(5.1) \quad e_j(m) = \min(X_j(m), 1),$$

the indicator of the event that  $U_j$  is selected. Further, let  $\tilde{w}_j = w_j / \sum_{r=1}^N w_r$ , the normalized weights, and  $e_j^c(m) = 1 - e_j(m)$ . Evidently under the ppswr scheme,

$$(5.2) \quad Ee_j^c(m) = (1 - \tilde{w}_j)^m.$$

Let  $N(t)$  be a homogeneous Poisson process independent of everything with intensity  $N$ ; that is,  $E(N(t)) = Nt$ . If we define  $X_j(N(t))$  in the obvious manner, then it is easy to see that  $X_j(N(t))$  are independent Poisson  $(Nt\tilde{w}_j)$ . Therefore,  $e_j^c(N(t))$ ,  $1 \leq j \leq N$ , are independent. Further, let  $[x]$  denote the greatest integer function and define

$$(5.3) \quad M_N(t) = \inf \left\{ s : \sum_{j=1}^N e_j(N(s)) = [Nt] \right\}.$$

Then, evidently  $\{e_j(N(M_N(n/N)))\}_{j=1}^N$  have the same distribution as  $\{I_j^n\}_{j=1}^N$  given by (2.1). This embedding of ppswr in a Poisson sampling scheme also leads immediately to Gordon's (1990) formula; see also Holst (1986). Let  $T_j$  be the waiting time to the first "event" in the Poisson process  $X_j(N(s))$ ,  $1 \leq j \leq N$ . The  $T_j$  are independent exponential  $(N\tilde{w}_j)$  rv's. The probability of obtaining a particular sequence  $U_{j_1}, \dots, U_{j_n}$  of objects in the ppswr scheme with  $n = N$  is simply

$$P[T_{j_1} < T_{j_2} < \dots < T_{j_n}] = \prod_{i=1}^n \frac{\tilde{w}_{j_i}}{1 - \sum_{r=1}^{i-1} \tilde{w}_{j_r}},$$

and this is Gordon's (1992) formula.

Given a function  $g_N: [0, 1] \rightarrow R$ , define a stochastic process on  $[0, \infty)$  by

$$(5.4) \quad W_N(t) \equiv \frac{1}{N^{1/2}} \sum_{j=1}^N [g_N(j/N) - \bar{g}_N(t)] [e_j^c(N(t)) - e^{-Nt\tilde{w}_j}],$$

where

$$(5.5) \quad \bar{g}_N(t) = \frac{\sum_{j=1}^N [g_N(j/N) \tilde{w}_j e^{-Nt\tilde{w}_j}]}{\left[ \sum_{j=1}^N \tilde{w}_j e^{-Nt\tilde{w}_j} \right]}.$$

It is convenient to also think of the  $w_j$  as being defined by

$$w_j = w_N(j/N),$$

where  $w_N: [0, 1] \rightarrow R^+$ . We shall assume:

R1. The  $w_N$  are bounded and

$$\tilde{w}_N(t) \rightarrow w(t) > 0 \quad \text{on } [0, 1]$$

so that if  $\tilde{w}_N(t) \equiv w_N(t) / [N^{-1} \sum_{j=1}^N w_j]$ , then

$$\tilde{w}_N(t) \rightarrow \frac{w(t)}{\int_0^1 w(s) ds} \equiv \tilde{w}(t).$$

Note that under A2 we can take  $\tilde{w}(t) = w_k$  on an interval of length  $\theta_k$ ,  $1 \leq k \leq K$ , where the  $\theta_k$ 's are defined in (2.4).

R2. The  $g_N$  are bounded and

$$g_N(t) \rightarrow g(t) \text{ on } [0, 1].$$

Throughout, all remainders, which are written in  $O_p$  form, are functions of the form  $R_{jN}(t)$  such that  $\sup_{j,t} |R_{jN}(t)|$  has the prescribed order.

PROPOSITION 1. *The processes  $W_N$  converge weakly in  $D[0, T]$  to a Gaussian process  $W$  with mean 0 and, if  $s \leq t$ ,*

$$\begin{aligned} \text{cov}(W(s), W(t)) &= \lim_N \frac{1}{N} \left( \sum_{j=1}^N [g_N(j/N) - \bar{g}_N(s)] \right. \\ (5.6) \quad &\quad \left. \times [g_N(j/N) - \bar{g}_N(t)] \pi(N\tilde{w}_j s) \bar{\pi}(N\tilde{w}_j t) \right), \end{aligned}$$

where  $\pi(u) = 1 - e^{-u}$  and  $\bar{\pi}(u) = e^{-u}$ .

PROOF. Finite-dimensional convergence follows from Lindeberg-Feller since the  $g_N$  and  $\bar{g}_N$  are bounded. Tightness of  $W_N(t)$  can be inferred from the proof of Proposition 3, which is a more general version of this result; see also Sen (1979). Finally, (5.6) follows since

$$\text{cov}(e_j^c(N(s)), e_j^c(N(t))) = \pi(N\tilde{w}_j s) \bar{\pi}(N\tilde{w}_j t). \quad \square$$

By our assumptions, if

$$\bar{g}(s) = \int_0^1 g(u) \tilde{w}(u) \bar{\pi}(s\tilde{w}(u)) du \Big/ \int_0^1 \tilde{w}(u) \bar{\pi}(s\tilde{w}(u)) du,$$

then, for  $s \leq t$ ,

$$\begin{aligned} \text{cov}(W(s), W(t)) &= \int_0^1 [g(u) - \bar{g}(s)][g(u) - \bar{g}(t)] \\ (5.7) \quad &\quad \times \pi(s\tilde{w}(u)) \bar{\pi}(t\tilde{w}(u)) du. \end{aligned}$$

It is easy to see that the process  $W$  has continuous sample functions. Let

$$W_{N0}(t) = \frac{1}{N^{1/2}} \sum_{j=1}^N (e_j^c(N(t)) - e^{-Nt\tilde{w}_j}).$$

Arguing as in Proposition 1, we can show that  $W_{N0}(t)$  converges weakly in  $D[0, T]$  to a Gaussian process with continuous sample functions. Hence,

$$(5.8) \quad \frac{1}{N} \sum_{j=1}^N e_j^c(N(t)) = \frac{1}{N} \sum_{j=1}^N e^{-Nt\tilde{w}_j} + O_p(N^{-1/2})$$

uniformly on  $[0, T]$ . So, from (5.3),

$$(5.9) \quad M_N(t) - \tau_N(t) = o_p(1)$$

uniformly on  $[0, T]$ , where

$$(5.10) \quad \frac{1}{N} \sum_{j=1}^N \exp(-N\tau_N(t)\tilde{w}_j) = 1 - t.$$

In fact, we will show later that the difference in (5.9) is  $O_p(N^{-1/2})$ . Comparing (5.10) and (2.12), we see that  $\tau_N(\cdot)$  is just a scaled version of  $\lambda(\cdot)$ . Under our assumptions,

$$(5.11) \quad \tau_N(t) = \tau(t) + o(1) \quad \text{uniformly on } [0, T],$$

where

$$(5.12) \quad \int_0^1 \exp(-\tau(t)\tilde{w}(x)) dx = 1 - t.$$

PROPOSITION 2. *Let*

$$V_N(t) \equiv \frac{1}{N^{1/2}} \sum_{j=1}^N g_N(j/N) (I_j^{[Nt]} - \pi(N\tau_N(t)\tilde{w}_j)).$$

Then, under our assumptions, for all  $T < \infty$ ,

$$(5.13) \quad V_N(\cdot) \rightarrow_{\mathcal{L}} W(\tau(\cdot)),$$

where  $\mathcal{L}$  denotes weak convergence in  $D[0, T]$ .

PROOF. Note that  $\sum_{j=1}^N I_j^{[Nt]} = \sum_{j=1}^N \pi(N\tau_N(t)\tilde{w}_j)$ . Further,  $\{I_j^{[Nt]}\}$ ,  $j = 1, \dots, N$ , are distributed as  $\{e_j(N(M_N(t)))\}$ ,  $j = 1, \dots, N$ . It follows from these that  $V_N(t)$  has the same distribution as

$$(5.14) \quad W_N(M_N(t)) + \frac{1}{N^{1/2}} \sum_{j=1}^N (g_N(j/N) - \bar{g}_N(M_N(t))) \times (\pi(NM_N(t)\tilde{w}_j) - \pi(N\tau_N(t)\tilde{w}_j)).$$

We now show that the second term in (5.14) is  $o_p(1)$ . The result will then follow from (5.9) and (5.11).

From the definitions of  $M_N(t)$  and  $\tau_N(t)$ ,

$$\begin{aligned} \frac{1}{N^{1/2}} W_{N0}(M_N(t)) &= \frac{1}{N} \sum_{j=1}^N (\bar{\pi}(N\tau_N(t)\tilde{w}_j) - \bar{\pi}(NM_N(t)\tilde{w}_j)) \\ &= \left( \sum_{j=1}^N \tilde{w}_j \bar{\pi}(N\tau_N(t)\tilde{w}_j) \right) (M_N(t) - \tau_N(t)) (1 + o_p(1)) \\ &= \left( \int_0^1 \tilde{w}(u) \bar{\pi}(\tau(t)\tilde{w}(u)) du + o_p(1) \right) (M_N(t) - \tau_N(t)). \end{aligned}$$



Therefore,  $M_N(t) - \tau_N(t) = O_p(N^{-1/2})$  uniformly for  $0 \leq t \leq T$  and

$$\begin{aligned}
 & \frac{1}{N^{1/2}} \sum_{j=1}^N (g_N(j/N) - \bar{g}_N(M_N(t))) (\pi(NM_N(t)\tilde{w}_j) - \pi(N\tau_N(t)\tilde{w}_j)) \\
 (5.15) \quad & = O_p \left( N^{1/2} \sum_{j=1}^N |(g_N(j/N) - \bar{g}_N(M_N(t)))| \tilde{w}_j [M_N(t) - \tau_N(t)]^2 \right) \\
 & = o_p(1).
 \end{aligned}$$

This completes the proof.  $\square$

We have obtained the basic result proved by Rosén (1972), Holst (1973), Sen (1979) and Gordon (1992) under different conditions. We actually need a more general version of this result which is new. This is given in Proposition 3.

Let

$$h_N: [0, T] \times [0, 1] \rightarrow R,$$

$$\bar{h}_N(t) = \frac{\sum_{j=1}^N h_N(t, j/N) \tilde{w}_j \bar{\pi}(Nt\tilde{w}_j)}{\sum_{j=1}^N \tilde{w}_j \bar{\pi}(Nt\tilde{w}_j)}$$

and define

$$\tilde{W}_N(t) = \frac{1}{N^{1/2}} \sum_{j=1}^N h_N(t, j/N) (e_j^c(N(t)) - \bar{\pi}(Nt\tilde{w}_j)).$$

Define also  $\tilde{V}_N(\cdot)$  analogously. Replace R2 by:

R2'. (a)  $h_N(t, u) \rightarrow h(t, u)$ .

(b)  $\sup_{N,t,u} |h_N(t, u)| \leq M_1 < \infty$ .

(c)  $\sup_{N,t,u} |\partial h_N / \partial t(t, u)| \leq M_2 < \infty$ .

PROPOSITION 3. Under R1, R2' and A1-A2,

$$(5.16) \quad \tilde{W}_N \rightarrow_{\mathcal{L}} \tilde{W},$$

$$(5.17) \quad \tilde{V}_N \rightarrow_{\mathcal{L}} \tilde{W}(\tau(\cdot)),$$

where, if  $s \leq t$ ,

$$\begin{aligned}
 (5.18) \quad \text{cov}(\tilde{W}(s), \tilde{W}(t)) &= \int_0^1 [h(s, u) - \bar{h}(s)] [h(t, u) - \bar{h}(t)] \\
 &\quad \times \pi(s\tilde{w}(u)) \bar{\pi}(t\tilde{w}(u)) du
 \end{aligned}$$

and

$$(5.19) \quad \bar{h}(s) = \int_0^1 h(s, \tilde{u}) w(u) \bar{\pi}(s\tilde{w}(u)) du / \int_0^1 \tilde{w}(u) \bar{\pi}(s\tilde{w}(u)) du$$

and  $\tau$  is given by (5.12).

PROOF. (5.17) follows immediately from (5.16) and (5.13). Finite-dimensional convergence of  $\bar{W}_N$  follows from the Lindeberg–Feller theorem by Proposition 1. For tightness, we proceed as follows. If  $t_1 < t_2 < t_3$  and  $\Delta_{jN}(t) \equiv e_j^c(N(t)) - e^{-N\tilde{w}_j t}$ , then

$$(5.20) \quad E \left( \left( \sum_{j=1}^N V_{1j} \right)^2 \left( \sum_{j=1}^N V_{2j} \right)^2 \right) \\ \leq \left( 2 \left( \sum_{j=1}^N E(V_{1j} V_{2j}) \right)^2 + \left( \sum_{j=1}^N E V_{1j}^2 \right) \left( \sum_{j=1}^N E V_{2j}^2 \right) \right),$$

where

$$V_{1j} = \tilde{h}_N(t_2, j/N) \Delta_{jN}(t_2) - \tilde{h}_N(t_1, j/N) \Delta_{jN}(t_1), \\ V_{2j} = \tilde{h}_N(t_3, j/N) \Delta_{jN}(t_3) - \tilde{h}_N(t_2, j/N) \Delta_{jN}(t_2)$$

and

$$\tilde{h}_N(t, u) = h_N(t, u) - \bar{h}_N(t).$$

Now

$$(5.21) \quad E(V_{1j} V_{2j}) = \tilde{h}_N(t_2, j/N) \tilde{h}_N(t_3, j/N) e^{-N\tilde{w}_j t_3} (1 - e^{-N\tilde{w}_j t_2}) \\ - \tilde{h}_N^2(t_2, j/N) e^{-N\tilde{w}_j t_2} (1 - e^{-N\tilde{w}_j t_2}) \\ - \tilde{h}_N(t_1, j/N) h_N(t_3, j/N) e^{-N\tilde{w}_j t_3} (1 - e^{-N\tilde{w}_j t_1}) \\ + \tilde{h}_N(t_1, j/N) \tilde{g}_N(t_2, j/N) e^{-N\tilde{w}_j t_2} (1 - e^{-N\tilde{w}_j t_1}).$$

The right-hand side of (5.21) is bounded by  $(M_1^2 N \tilde{w}_j + M_1 M_2)(t_2 - t_1)$  independently of  $t$ . Similarly,

$$(5.22) \quad E V_{1j}^2 = O(t_2 - t_1), \quad E V_{2j}^2 = O(t_3 - t_2),$$

and from (5.20), (5.21) and (5.22) we see that the conditions of Theorem 15.6 of Billingsley (1968) are satisfied. Thus, (5.16) and Proposition 3 follow.  $\square$

Let  $\{c_{ijN}\}$ ,  $1 \leq i \leq n$ ,  $1 \leq j \leq N$ , be a double array representable as

$$c_{ijN} = m_{iN} h_N(i/N, j/N).$$

Assume:

- R3. (a)  $\sup_N N^{-1} \sum_{i=1}^n |m_{iN}| < \infty$ .  
 (b)  $M_N(s) \equiv N^{-1} \sum_{i \leq Ns} m_{iN} \rightarrow M(s)$  on  $[0, f_0]$ .

PROPOSITION 4. Suppose A1–A2, R1, R2'(b) and R3 hold. Then,

$$(5.23) \quad \frac{1}{N^{3/2}} \sum_{i=1}^n \sum_{j=1}^N c_{ijN} (I_j^{[i]} - \pi(N\tau_N(i/N)\tilde{w}_j)) \rightarrow_{\mathcal{L}} N(0, \sigma^2),$$

where

$$\begin{aligned}
 \sigma^2 &= \int_0^1 \sigma^2(s) ds, \\
 (5.24) \quad \sigma^2(s) &= \int_0^{f_0} [C(u, s) - \bar{C}(s)]^2 \bar{\pi}(\tau(u)\tilde{w}(s)) \tilde{w}(s) \tau'(u) du \\
 &\quad + C^2(s) \bar{\pi}(\tilde{w}(s)\tau(f_0)), \\
 C(u, s) &= \int_u^{f_0} [h(v, s) - \bar{h}(v)] dM(v)
 \end{aligned}$$

and

$$C(s) = \int_0^{f_0} C(u, s) \tilde{w}(s) \bar{\pi}(\tau(u)\tilde{w}(s)) \tau'(u) du.$$

PROOF. (5.23) follows from the fact that  $\int_0^{f_0} \tilde{V}_N(s) dM_N(s) \rightarrow \int_0^{f_0} \tilde{W}(\tau(s)) dM(s)$  and from (5.18).  $\square$

As an immediate consequence of Propositions 3 and 4, we obtain:

COROLLARY 1. Under the conditions of Proposition 4,

$$\begin{aligned}
 (5.25) \quad \sup_{0 < s < f_0} &\left| \frac{1}{N} \sum_{j=1}^N h_N(s, j/N) I_j^{[Ns]} - \int_0^1 h(\tau(s), u) (1 - e^{-\tau(s)\tilde{w}(u)}) du \right| \\
 &= O_p(N^{-1/2}),
 \end{aligned}$$

and

$$\begin{aligned}
 (5.26) \quad \frac{1}{N^2} \sum_{i=1}^n \sum_{j=1}^N c_{ijN} I_j^{[i]} \\
 = \int_0^1 \int_0^{f_0} h(\tau(s), u) (1 - e^{-\tau(s)\tilde{w}(u)}) dM(s) du + O_p(N^{-1/2}).
 \end{aligned}$$

**6. Proofs.** We now complete the proofs of Theorems 1–3 in Section 2. But first we need some notation and preliminary results. Define

$$\begin{aligned}
 \pi_r^*(u) &= \pi_r(\lambda(u)), \quad \bar{\pi}_r^*(u) = 1 - \pi_r^*(u), \\
 \pi_{r0} &= \pi_r^*(f_0), \quad \bar{\pi}_{r0} = 1 - \pi_{r0} \quad \text{and} \quad p_{r0} = \nu_{r0} \pi_{r0}.
 \end{aligned}$$

Lemma 1 establishes the properties of  $\Lambda(\mathbf{v})$ , an asymptotic approximation to the likelihood. We will need these results in our proof of the consistency of maximum likelihood and approximate maximum likelihood estimators. Let

$$\begin{aligned}
 (6.1) \quad \Lambda(\mathbf{v}) &= \sum_{k=1}^K (\nu_k \log \nu_k - (\nu_k - p_k) \log(\nu_k - p_k)) \\
 &\quad - \nu_{k0} \log \nu_{k0} + (\nu_{k0} - p_{k0}) \log(\nu_{k0} - p_{k0}) \\
 &\quad - f_0^{-1} \int_0^{f_0} \log \left\{ \frac{\sum_{r=1}^K w_r (\nu_r - \pi_r^*(u) \nu_{r0})}{\sum_{r=1}^K w_r \nu_{r0} \bar{\pi}_r^*(u)} \right\} du.
 \end{aligned}$$

LEMMA 1.

$$(6.2) \quad \Lambda(\mathbf{v}) \leq \Lambda(\mathbf{v}_0) = 0$$

with  $<$  unless  $\mathbf{v} = \mathbf{v}_0$ .

PROOF. Maximize  $\Lambda$  subject to  $\sum_{k=1}^K w_k \nu_k = c$ ,  $\nu_k \geq p_{k0}$ ,  $1 \leq k \leq K$ . There is a unique solution of  $\nabla(\Lambda - \alpha(c)\sum_k w_k \nu_k) = 0$  given by

$$\log \frac{\nu_k}{\nu_k - p_{k0}} = \alpha w_k,$$

where  $\alpha(c)$  is the unique solution of

$$(6.3) \quad \sum_{k=1}^K w_k \frac{p_{k0}}{1 - e^{-\alpha w_k}} = c, \quad c \geq \sum_{k=1}^K w_k p_{k0}.$$

We claim

$$\nu_k(c) = \frac{p_{k0}}{1 - e^{-\alpha(c)w_k}}$$

gives a local and hence a global maximum. Evidently,  $\nu_k(c)$  maximizes  $\Lambda$  subject to the constraint if and only if it maximizes

$$\tilde{\Lambda}(\mathbf{v}) \equiv \sum_{k=1}^K \{ \nu_k \log \nu_k - (\nu_k - p_{k0}) \log(\nu_k - p_{k0}) - \alpha(c) w_k \nu_k \}.$$

But the Hessian of  $\tilde{\Lambda}$  is just  $\text{diag}(-p_{k0}[\nu_k(\nu_k - p_{k0})]^{-1})$  and hence  $\nu_j(c)$  is a global maximizer. Now,

$$\begin{aligned} \frac{\partial}{\partial c} \Lambda(\mathbf{v}(c)) &= \sum_{k=1}^K \log \left( \frac{\nu_k}{\nu_k - p_{k0}} \right) \frac{\partial \nu_k}{\partial c} - f_0^{-1} \int_0^{f_0} \left( c - \sum_{k=1}^K w_k \pi_k^*(u) \nu_{k0} \right)^{-1} du \\ &= - \left( \sum_{k=1}^K \alpha w_k^2 p_{k0} e^{-\alpha w_k} (1 - e^{-\alpha w_k})^{-2} \frac{\partial \alpha}{\partial c} \right. \\ &\quad \left. + f_0^{-1} \int_0^{f_0} \left( c - \sum_{k=1}^K w_k \pi_k^*(u) \nu_{k0} \right)^{-1} du \right) \\ &= -\alpha(c) + f_0^{-1} \int_0^{f_0} \left( c - \sum_{k=1}^K w_k \pi_k^*(u) \nu_{k0} \right)^{-1} du, \end{aligned}$$

which is increasing in  $c$ . Since  $(\partial \Lambda / \partial c)(\nu(c)) = 0$  if  $\alpha(c) = \lambda_0$ , or equivalently  $\nu(c) = \nu_0$ , the lemma follows.  $\square$

PROOF OF THEOREM 1. We can apply Corollary 1 by identifying, for  $k = 1, \dots, K$ ,

$$h_N^{(k)} \left( \frac{i}{N}, \frac{j}{N} \right) = \frac{I(Y_j = z_k)}{\nu_{k0} \bar{\pi}_{k0}} - \frac{w_k w_j}{\left( \sum_{r=1}^K w_r \nu_{r0} \pi_r^*(i/N) \right)^2},$$

$1 \leq i \leq n, 1 \leq j \leq N,$

and

$$m_{iN} \equiv 1$$

to conclude that

$$(6.4) \quad \sup_{i \leq n} \left| \frac{D(i)}{n} - \sum_{k=1}^K w_k \nu_{k0} \pi_k^* \left( \frac{i}{N} \right) \right| = o_p(1).$$

Also,

$$\begin{aligned} & \log \Gamma(n\nu_k + 1) - \log \Gamma(n(\nu_k - p_k) + 1) \\ &= \log n + \sum_{j=0}^{n_k-1} \log(\nu_k - j/n), \\ &= \log n + \int_0^{p_{k0}} \log(\nu_k - u) du + o_p(1) \end{aligned}$$

uniformly in  $\nu_k$ , for  $k = 1, \dots, K$ . The second equality follows from (2.11) since  $p_k = p_{k0} + o_p(1)$ . Let  $\Lambda(\mathbf{v})$  be given by (6.1). It then follows that

$$(6.5) \quad n^{-1}(L(\mathbf{v}) - L(\mathbf{v}_0)) = \Lambda(\mathbf{v}) + o_p(1)$$

uniformly for  $\{\mathbf{v}: 0 \leq f \leq 1 - \varepsilon\}$  for every  $\varepsilon$  in  $(0, 1)$ . Recall (2.6) and the 1-1 relationship between  $\mathbf{v}$  and  $(\theta, f)$ . Uniform convergence here and in the sequel means that if  $R_n(\mathbf{v})$  is the remainder in (6.5), then  $\sup\{|R_n(\mathbf{v})|: \mathbf{v} \text{ as specified}\} = o_p(1)$ . By Lemma 1,  $\Lambda \leq 0$  with equality iff  $\nu = \nu_0$ . (Note that  $\mathbf{v}_0$  still depends on  $N$  as does  $\Lambda$ .) By identifying  $h_N^{(k)}(i/N, j/N)$  appropriately as before, it can be shown using Corollary 1 that, for  $j = 1, 2$ ,

$$(6.6) \quad \frac{1}{n} \frac{\partial^j L}{\partial \nu_{k_1} \cdots \partial \nu_{k_j}}(\mathbf{v}) = \frac{\partial^j \Lambda}{\partial \nu_{k_1} \cdots \partial \nu_{k_j}}(\mathbf{v}) + o_p(1)$$

uniformly for  $0 \leq f \leq 1 - \varepsilon$  for every  $\varepsilon$  in  $(0, 1)$ . From this and the fact that  $(\partial \Lambda / \partial \nu_k)(\mathbf{v}_0) = 0$ ,  $k = 1, \dots, K$ , with probability approaching 1, there is a unique maximum of  $L$  in a neighborhood of  $\mathbf{v}_0 \equiv (\theta_0, f_0)$ . Further, with probability approaching 1, the first local maximum defined in Section 2 coincides with this value, thus proving consistency.

To establish asymptotic normality, from (6.6) and the consistency of  $\hat{\mathbf{v}}$ , we see that

$$(6.7) \quad -\frac{1}{n} \frac{\partial L}{\partial \nu_k}(\mathbf{v}_0) = \sum_{j=1}^K \frac{\partial^2 \Lambda}{\partial \nu_j \partial \nu_k}(\nu_0)(\hat{\nu}_j - \nu_{j0}) + O_p(|\hat{\mathbf{v}} - \mathbf{v}_0|^2) + O_p(n^{-1}),$$

for  $1 \leq k \leq K$ . On the other hand, if we expand  $n^{-1}(\partial L / \partial \nu_k)(\mathbf{v}_0)$  around  $p_{k0}$  and the limits of  $n^{-1}D(i)$  and apply Corollary 1 again, we obtain

$$(6.8) \quad \begin{aligned} \frac{1}{n} \frac{\partial L}{\partial \nu_k}(\nu_0) &= \frac{p_k - p_{k0}}{\nu_{k0} \bar{\pi}_{k0}} - w_k \frac{1}{n} \sum_{i=1}^n \left( \sum_{r=1}^K \left[ w_r \nu_{r0} \bar{\pi}_r^* \left( \frac{i}{N} \right) \right]^{-2} \right. \\ &\quad \left. \times \left[ \frac{D(i)}{n} - \sum_{r=1}^K w_r \nu_{r0} \pi_r^* \left( \frac{i}{N} \right) \right] \right) + O_p(n^{-1}). \end{aligned}$$

We can now apply Proposition 4 to the right-hand side of (6.8), identifying  $h_N^{(k)}(i/N, j/N)$  and  $m_{iN}$  as before, to conclude that

$$(6.9) \quad \frac{1}{n^{1/2}} \left( \frac{\partial L(\mathbf{v}_0)}{\partial \nu_1}, \dots, \frac{\partial L(\mathbf{v}_0)}{\partial \nu_K} \right) \rightarrow N(0, I(\mathbf{v}_0)).$$

Lemma 4 shows that the covariance matrix can be obtained explicitly as

$$I(\nu_0) = - \left\| \frac{\partial^2 \Lambda(\nu_0)}{\partial \nu_j \partial \nu_k} \right\|_{K \times K}.$$

Now

$$(6.10) \quad \frac{\partial^2 \Lambda(\nu_0)}{\partial \nu_j \partial \nu_k} = w_j w_k f_0 \int_0^{f_0} [\lambda'(u)]^2 du - \delta_{jk} d_{k0},$$

where  $d_{k0}$  and  $\lambda'(u)$  are defined in (2.15)–(2.16). By Theorem 8.3.3 of Graybill (1983),  $I(\nu_0)$  is invertible if and only if

$$(6.11) \quad \int_0^{f_0} [\lambda'(u)]^2 du \neq \left( f_0 \sum_{k=1}^K w_k^2 d_{k0} \right)^{-1} \equiv \left( \sum_{j=1}^K \frac{w_k^2 \theta_k \bar{\pi}_k(\lambda_0)}{\pi_k(\lambda_0)} \right)^{-1}.$$

But (6.11) holds by Lemma 2, hence completing the proof.  $\square$

LEMMA 2. Under A1–A2,

$$f_0 \int_0^t (\lambda'(u))^2 du < \left( \sum_{k=1}^K \frac{w_k^2 \theta_k \bar{\pi}_k(\lambda(t))}{\pi_k(\lambda(t))} \right)^{-1} \quad \text{for all } t \in (0, 1).$$

PROOF. Let  $u(\lambda)$  be the inverse mapping of  $u \rightarrow \lambda(u)$ . Then,  $\lambda'(u) = (\sum_{k=1}^K \theta_k w_k \bar{\pi}_k(\lambda(u)))^{-1}$  implies  $u'(\lambda) = \sum_{k=1}^K \theta_k w_k \bar{\pi}_k(\lambda)$ . Therefore,

$$\int_0^t (\lambda'(u))^2 du = \int_0^{\lambda(t)} (u'(\lambda))^{-1} d\lambda = \int_0^{\lambda(t)} \left( \sum_{k=1}^K \theta_k w_k \bar{\pi}_k(\lambda) \right)^{-1} d\lambda.$$

So, we need to show that, for  $\lambda \in (0, \infty)$ ,

$$A(\lambda) \equiv \int_0^\lambda \left( \sum_{k=1}^K \theta_k w_k \bar{\pi}_k(s) \right)^{-1} ds < \left( \sum_{k=1}^K \frac{\theta_k w_k^2 \bar{\pi}_k(\lambda)}{\pi_k(\lambda)} \right)^{-1} \equiv B(\lambda).$$

Note that  $A(0) = B(0) = 0$ . Further,

$$A'(s) = \left( \sum_{k=1}^K \theta_k w_k \bar{\pi}_k(s) \right)^{-1}$$

and

$$B'(s) = \frac{\sum_{k=1}^K \theta_k w_k^3 \bar{\pi}_k(s) / [\pi_k(s)]^2}{\left( \sum_{k=1}^K \theta_k w_k^2 \bar{\pi}_k(s) / \pi_k(s) \right)^2}.$$

Define the measure  $\mu_s$  by

$$d\mu_s(k) = \frac{\theta_k w_k \bar{\pi}_k(s)}{\sum_{r=1}^K \theta_r w_r \bar{\pi}_r(s)}.$$

Then

$$\frac{B'(s)}{A'(s)} = \frac{E_\mu[W/(1 - e^{-sW})]^2}{(E_\mu[W/(1 - e^{-sW})])^2} > 1.$$

Therefore,  $B(\lambda) > A(\lambda)$  for all  $\lambda \in (0, \infty)$ , as required.  $\square$

We need the following lemma in the proof of Theorem 2.

LEMMA 3.  $\lambda_0$  is the only solution of  $Z(\lambda) = \lambda > 0$ .

PROOF. Let

$$c(\lambda) = \sum_{k=1}^K w_k \nu_{k0} \frac{\pi_{k0}}{\pi_k(\lambda)}.$$

Then, for  $\lambda > 0$ ,

$$-\infty < c'(\lambda) = - \sum_{k=1}^K w_k^2 \nu_{k0} \frac{\pi_{k0}}{\pi_k^2(\lambda)} \bar{\pi}_k(\lambda) < 0$$

and in the notation of Lemma 2,

$$\frac{d}{d\lambda} \Lambda(\nu(c(\lambda))) = \frac{\partial \Lambda}{\partial c}(\nu(c(\lambda))) c'(\lambda).$$

On the other hand, a direct calculation gives

$$\frac{\partial \Lambda(\nu(c(\lambda)))}{\partial \nu} = \lambda - Z(\lambda)$$

and the result follows from Lemma 2.  $\square$

PROOF OF THEOREM 2. To prove consistency, we see from Corollary 1 that

$$(6.12) \quad Z_n(\lambda) = Z(\lambda) + o_p(1)$$

uniformly for  $0 \leq \lambda \leq M$  where

$$(6.13) \quad Z(\lambda) = f_0^{-1} \int_0^{f_0} \left[ \sum_{k=1}^K w_k \nu_{k0} \left[ \frac{\pi_{k0}}{\pi_k(\lambda)} - \pi_k^*(u) \right] \right]^{-1} du.$$

Note that  $Z(0) = 0$ . By Lemma 3,  $Z(\lambda) = \lambda$  has the unique positive root  $\lambda_0$  at which point  $Z'(\lambda_0) > 1$ . Since  $Z'_n(\lambda) \rightarrow^P Z'(\lambda)$  uniformly for  $0 \leq \lambda \leq M$ , we conclude that  $\hat{\lambda}$  is consistent for  $\lambda_0$ . Since  $p_k$  tends in probability to  $p_{k0}$ , we have consistency of  $\nu(\hat{\lambda})$ .

It is easy to see that (6.7) and (6.8) must also hold for  $\nu(\hat{\lambda})$ . The rest of the results can be proved as in Theorem 1.  $\square$

PROOF OF THEOREM 3. By Hájek (1971) to show efficiency it is enough to:

1. Establish that the uniformity in convergence specified by (2.25) holds for  $\nu(\hat{\lambda})$ , as is evident from our proof of Theorem 2.

2. Show that if  $\nu_n = \nu_0 + n^{-1/2}t_n$  where  $t_n \rightarrow t$ , then

$$(6.14) \quad \mathcal{L}_{\nu_0}(L(\nu_n) - L(\nu_0)) \rightarrow \mathcal{N}\left(-\frac{t'I(\nu_0)t}{2}, t'I(\nu_0)t\right)$$

and

$$(6.15) \quad \mathcal{L}_{\nu_n}(L(\nu_n) - L(\nu_0)) \rightarrow \mathcal{N}\left(\frac{t'I(\nu_0)t}{2}, t'I(\nu_0)t\right).$$

But (6.14) and (6.15) are proved in the following lemma which establishes local asymptotic normality in our models, a result needed both for efficiency and an important ‘‘information’’ identity. Hence, efficiency follows.  $\square$

LEMMA 4 (Local asymptotic normality). *If  $\nu_n = \nu_0 + t_n n^{-1/2}$  and  $t_n \rightarrow t$ , then*

$$(6.16) \quad \mathcal{L}_{\nu_0}(L(\nu_n) - L(\nu_0)) \rightarrow \mathcal{N}\left(-\frac{t'I(\nu_0)t}{2}, t'I(\nu_0)t\right),$$

$$(6.17) \quad \mathcal{L}_{\nu_n}(L(\nu_n) - L(\nu_0)) \rightarrow \mathcal{N}\left(\frac{t'I(\nu_0)t}{2}, t'I(\nu_0)t\right)$$

and

$$(6.18) \quad \left\| \frac{\partial^2 \Lambda(\nu_0)}{\partial \nu_j \partial \nu_k} \right\| = -I(\nu_0).$$

PROOF. A study of Le Cam (1960) actually shows that if we can establish convergence to  $\mathcal{N}(\mu, \sigma^2)$  with  $\sigma^2 = t'I(\nu_0)t$  in (6.16) and tightness (or a fortiori convergence to a normal distribution) in (6.17), then (6.16) and (6.17) hold as given.

Note from Corollary 1 that, for all  $j \geq 0$ ,

$$(6.19) \quad \frac{1}{n} \frac{\partial^j L(\nu)}{\partial \nu_{k_1} \cdots \partial \nu_{k_j}} = \frac{\partial^j \Lambda(\nu)}{\partial \nu_{k_1} \cdots \partial \nu_{k_j}} + o_p(1),$$

uniformly for  $0 \leq f \leq 1 - \varepsilon$  for every  $\varepsilon$  in  $(0, 1)$ . Therefore,

$$L(\nu_n) - L(\nu_0) = \frac{1}{n^{1/2}} t'_n \Delta L(\nu_0) + \frac{t'_n}{2} \left\| \frac{1}{n} \frac{\partial^2 L(\nu_0)}{\partial \nu_j \partial \nu_k} \right\| t_n + O_p(n^{-1/2}).$$



From Theorem 1,

$$\mathcal{L}_{\mathbf{v}_0}(n^{-1/2}t'_n \Delta L(\mathbf{v}_0)) \rightarrow \mathcal{N}(0, t'I(\mathbf{v}_0)t),$$

and by (6.19) again,

$$\frac{1}{n} \frac{\partial^2 L(\mathbf{v}_0)}{\partial v_j \partial v_k} = \frac{\partial^2 \Lambda}{\partial v_j \partial v_k}(\mathbf{v}_0) + o_p(1).$$

So,

$$\mathcal{L}_{\mathbf{v}_0}(L(\mathbf{v}_n) - L(\mathbf{v}_0)) \rightarrow \mathcal{N}\left(\frac{1}{2}t' \left\| \frac{\partial^2 \Lambda(\mathbf{v}_0)}{\partial v_j \partial v_k} \right\| t, t'I(\mathbf{v}_0)t\right).$$

Similarly,

$$\mathcal{L}_{\mathbf{v}_n}(L(\mathbf{v}_n) - L(\mathbf{v}_0)) \rightarrow \mathcal{N}\left(-\frac{1}{2}t' \left\| \frac{\partial^2 \Lambda(\mathbf{v}_0)}{\partial v_j \partial v_k} \right\| t, t'I(\mathbf{v}_0)t\right).$$

By Le Cam (1960), for all  $t$ ,

$$t' \left\| \frac{\partial^2 \Lambda(\mathbf{v}_0)}{\partial v_j \partial v_k} \right\| t = -t'I(\mathbf{v}_0)t$$

and the lemma follows.  $\square$

**Acknowledgments.** Research on this paper began while P. J. Bickel and P. C. C. Wang were visiting AT&T Bell Laboratories, Murray Hill, New Jersey. We are grateful to a referee for many helpful comments and to R. Tibshirani for pointing out a connection to proportional hazards models.

## REFERENCES

- ANDREATTA, G. and KAUFMAN, G. M. (1986). Estimation of finite population properties when sampling is without replacement and proportional to magnitude. *J. Amer. Statist. Assoc.* **81** 657–666.
- BAROUCH, E. and KAUFMAN, G. M. (1976). Probabilistic modelling of oil and gas discovery. In *Energy: Mathematics and Models* (F. Roberts, ed.) 248–260. SIAM, Philadelphia.
- BAROUCH, E. and KAUFMAN, G. M. (1977). Estimation of undiscovered oil and gas. *Proc. Sympos. Appl. Math.* **21** 77–91.
- BILLINGSLEY, (1968). *Convergence of Probability Measures*. Wiley, New York.
- BLOOMFIELD, P., DEFFEYES, K. S., WATSON, G. S., BENJAMINI, Y. and STINE, R. A. (1979). Volume and area of oil fields and their impact on order of discovery. Resource Estimation and Validation Project, Depts. Statistics and Geology, Princeton Univ.
- CASSEL, C. M., SARNDAL, C. E., and WRETMAN, J. H. (1977). *Foundations of Inference in Survey Sampling*. Wiley, New York.
- COX, D. R. (1969). Some sampling problems in technology. In *New Developments in Survey Sampling* (N. L. Johnson and H. Smith, Jr., eds.) 506–527. Wiley, New York.
- COZZOLINO, J. M. (1972). Sequential search for an unknown number of objects of nonuniform size. *Oper. Res.* **20** 293–308.
- GODAMBE, V. P. and RAJASHARI, M. B. (1989). Optimal estimation for weighted distributions: Semi-parametric models. In *Statistical Data Analysis and Inference* (Y. Dodge, ed.) 199–208. North-Holland, Amsterdam.

- GORDON, L. (1992). Estimation for large successive samples with unknown inclusion probabilities. *Adv. in Appl. Math.* To appear.
- GRAYBILL F. (1983). *Matrices with Applications in Statistics*. Wadsworth, Belmont, Calif.
- HÁJEK, J. (1971). Limiting properties of likelihood and inference (V. P. Godambe and D. A. Spott, eds.) 142–162. Holt, Rinehart and Winston, Toronto.
- HOLST, L. (1973). Some limit theorems with applications in sampling theory. *Ann. Statist.* **1** 644–658.
- HOLST, L. (1986). On birthday, collectors, and the classical urn problems. *Internat. Statist. Rev.* **54** 15–28.
- KALBFLEISCH, J. D. and PRENTICE, R. L. (1980). *The Statistical Analysis of Failure Time Data*. Wiley, New York.
- LE CAM, L. (1960). Locally asymptotically normal families of distributions. *Univ. Calif. Publications in Statistics* **3** 37–98.
- LEE, P. J. and WANG, P. C. C. (1983). Probabilistic formulation of a method for the evaluation of petroleum resources. *Journal of Mathematical Geology* **15** 163–181.
- LEE, P. J. and WANG, P. C. C. (1985). Prediction of oil or gas pool sizes when discovery record is available. *Journal of Mathematical Geology* **17** 95–113.
- MURTHY, M. N. (1957). Ordered and unordered estimators in sampling without replacement. *Sankhyā* **18** 378–390.
- NAIR, V. N. and WANG, P. C. C. (1989). Maximum likelihood estimation under a successive sampling discovery model. *Technometrics* **31** 423–436.
- O'CARROL, F. M. and SMITH, J. L. (1980). Probabilistic methods for estimating undiscovered petroleum resources. In *Advances in the Economics of Energy and Resources* (J. Moroney, ed.) **3** 31–63. JAI Press, Greenwich, Conn.
- PATIL, G. P. and RAO, C. R. (1977). The weighted distributions: A survey of their applications. In *Applications of Statistics* (P. R. Krishnaiah, ed.) 383–405. North-Holland, Amsterdam.
- ROSÉN, B. (1972). Asymptotic theory for successive sampling with varying probabilities without replacement. I, II. *Ann. Math. Statist.* **43** 373–397, 748–776.
- SEN, P. K. (1979). Invariance principles for the coupon collector's problem: A martingale approach. *Ann. Statist.* **7** 372–380.
- SMITH, J. L. and WARD, G. L. (1981). Maximum likelihood estimates of the size distribution of North Sea oil fields. *Journal of Mathematical Geology* **13** 399–413.
- VARDI, Y. (1982). Nonparametric estimation in the presence of length bias. *Ann. Statist.* **10** 616–620.

DEPARTMENT OF STATISTICS  
UNIVERSITY OF CALIFORNIA, BERKELEY  
BERKELEY, CALIFORNIA 94720

AT&T BELL LABORATORIES  
600 MOUNTAIN AVENUE  
MURRAY HILL, NEW JERSEY 07974-2070

DEPARTMENT OF STATISTICS  
UNIVERSITY OF CALGARY  
CALGARY, ALBERTA T2N1N4  
CANADA