

Research Article

A New Class of the Planar Networks with High Clustering and High Entropy

Guona Hu,¹ Yuzhi Xiao,^{2,3} Huanshen Jia,¹ and Haixing Zhao^{2,3}

¹ Department of Mathematics, Qinghai Normal University, Xining, Qinghai 810008, China

² School of Computer Science, Shaanxi Normal University, Xi'an, Shaanxi 710062, China

³ Department of Computer Science, Qinghai Normal University, Xining, Qinghai 810008, China

Correspondence should be addressed to Haixing Zhao; h.x.zhao@163.com

Received 27 September 2013; Accepted 16 November 2013

Academic Editor: Jinde Cao

Copyright © 2013 Guona Hu et al. This is an open access article distributed under the Creative Commons Attribution License, which permits unrestricted use, distribution, and reproduction in any medium, provided the original work is properly cited.

Small-world networks are ubiquitous in real-life systems, such as the World Wide Web, communication networks, and electric power grids, and most of them are stochastic. In this paper, we present a model that generates a small-world network in a simple deterministic way and analyze the relevant topological properties of the model, such as the degree distribution, clustering coefficient, and diameter. Meanwhile, according to the special structure of the model, we derive analytically the exact numbers of spanning trees in the planar networks. The results show that the model has a discrete exponential degree distribution, high clustering coefficient, short diameter, and high entropy.

1. Introduction

Over the past decade, a lot of authors in different scientific communities have made a concerted effort toward unveiling and understanding the generic properties of complex networked systems in nature and society [1–5]. One of the most important things is the network modeling. Its importance lies in the fact that it cannot only capture correctly the processes that assembled the networks that we see today, but also help to know how various microscopic processes influence the network topology [6]. At present, many papers related to complex network models are stochastic [7–9]. But the randomness, while in line with the major features of real-life networks, makes it harder to gain a visual understanding of how networks are shaped and how do different nodes relate to each other [10]. Therefore, it would be not only of major theoretical interest but also of great practical significance to construct models that lead to small-world networks in deterministic fashions.

The first successful attempt to generate networks with high clustering coefficients and small average path length (APL) is the model introduced by Watts and Strogatz (WS

model) [11]. This pioneering work of Watts and Strogatz started an avalanche of research on the properties of small-world networks and the Watts-Strogatz (WS) model [12]. A much-studied variant of the WS model was proposed by Newman and Watts [13, 14]. In 1999, Kasturirangan proposed an alternative model to WS small-world network [15]. Actually, small-world networks are characterized by three main properties. First, their APL does not increase linearly with the system size, but grows logarithmically with the number of nodes or slower. Second, average node degree of the network is small. Third, the network has a strong average clustering [11] compared to an Erdős-Rényi (ER) random network [16, 17] of equal size and average node degree.

In this paper, we propose a generation algorithm of a deterministic planar network model. And we analyze its topological properties; the results show that our model has a discrete exponential degree distribution, high clustering, and small diameter, which appears small-world effect. In addition, it is known to us that the number of spanning trees is an important quantity characterizing the reliability of a network. Generally, the number of spanning trees in a network can be obtained by directly calculating a related determinant

corresponding to the network. However, for a large network, evaluating the relevant determinant is intractable [18]. Therefore, we propose a generic linear algorithm to count the number of spanning trees of the general planar networks. Using the algorithm, we derive analytically the exact numbers of spanning trees in the planar networks. Based on the number of spanning trees, we determine the entropy of its spanning trees.

2. Network Construction

The studied network is constructed in an iterative way. We denote the network after t steps by $M(t)$. Then, the network at step t is built as follows. For $t = 1$, $M(1)$ is a complete graph with 4 nodes. For $t \geq 2$, $M(t)$ is obtained from $M(t - 1)$ by replacing each existing iterative edge in $M(t - 1)$ with $M(1)$. The process is repeated till the desired graph order is reached; see Figure 1.

Now, we compute the order and size of $M(t)$. Let $L_v(t)$, $L_e(t)$, and $L_i(t)$ denote, respectively, the set of vertices, edges, and iterative edges introduced at step t , while $V(t)$ and $E(t)$ are the set of vertices and edges of the graph $M(t)$. Notice that, at each iteration, an iterative edge is replaced by two new iterative edges and three noniterative edges. Therefore, $|L_i(t)| = 2|L_i(t - 1)|$, and $|L_i(t)| = 3 \cdot 2^{t-1}$ ($t \geq 1$). As each iterative edge introduces at the next iteration two new vertices and five new edges, we have $|L_v(t)| = 2|L_i(t - 1)| = 3 \cdot 2^{t-1}$ ($t \geq 2$) and $|L_e(t)| = 5|L_i(t - 1)| = 15 \cdot 2^{t-2}$ ($t \geq 2$). As $L_i(1) = 3$, $|L_v(t)| = 4$ and $|L_e(t)| = 6$. Thus,

$$|V(t)| = \sum_{i=0}^n |L_v(t)| = 3 \cdot 2^t - 2 \quad (t \geq 1) \quad (1)$$

$$|E(t)| = \sum_{i=0}^n |L_e(t)| = 15 \cdot 2^{t-1} - 9 \quad (t \geq 1). \quad (2)$$

The average degree is then

$$\langle k \rangle = \frac{2|E(t)|}{|V(t)|} = \frac{15 \cdot 2^{t-1} - 9}{3 \cdot 2^{t-1} - 1}. \quad (3)$$

Obviously, for large t , it is approximately equal to 5.

3. Relevant Characteristics of the Deterministic Small-World Network

In the following, we concentrate on the degree distribution, clustering coefficient, and diameter.

3.1. Degree Distribution. The degree is the simplest and the most intensively studied characteristic of an individual node. The degree of a node i is the number of edges in the whole network connected to i . The degree distribution $P(k)$ is defined as the probability that a randomly selected node has exactly k edges.

Let $k_i(t)$ be the degree of node i at step t . All nodes can be divided into two categories. (i) Interior nodes; for those nodes that only connect to noniterative edges, their degree

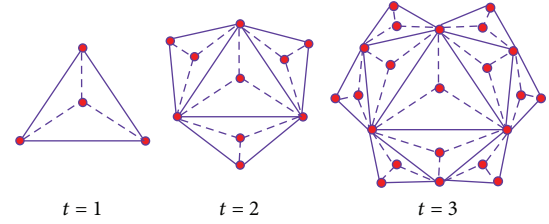


FIGURE 1: (Color online) construction of the deterministic planar network $M(t)$, showing three steps of the iterative progress. The solid links are iterated links; the dashed links are noniterated links.

is always equal to 3. (ii) Noninterior nodes; one can see that at any iteration, a iterative edge is replaced by two new iterative edges and three new noniterative edges, so the degree of noninterior nodes is added 4 at each iteration. Thus, the degree $k_i(t)$ of a node i satisfies the relation $k_i(t+1) = k_i(t) + 4$. Then, $k_i(t) = 4t - 1$. And we have

$$k_i(t) = \begin{cases} 3, & \text{if the node } i \text{ is interior node,} \\ 4t - 1 & \text{if the node } i \text{ is noninterior node.} \end{cases} \quad (4)$$

Let t_i be the step at which a node i is created, then $k_i(t_i) = 3$, and hence, for noninterior nodes, we have

$$k_i(t) = 3 + 4(t - t_i). \quad (5)$$

Therefore, the degree spectrum of the present network is a series of discrete values: at step t , the number of nodes of degree $k = 3, 7, 11, \dots, 4t - 9, 4t - 5, 4t - 1$, equals $9 \cdot 2^{t-2} - 2, |L(t - 2)|, |L(t - 3)|, \dots, |L(2)|, |L(1)|, |L(1)|$, respectively. Other values of degree are absent in the spectrum. Due to the discreteness of this degree spectrum, it is convenient to obtain its cumulative degree distribution [18]; that is,

$$P_{\text{cum}}(k) = \sum_{k'=k}^{\infty} P(k'). \quad (6)$$

Using (5), we have $P_{\text{cum}}(k) = \sum_{k'=k}^{\infty} P(k') = P(t' \leq \tau = (3 + 4t - k)/4)$. Hence,

$$P_{\text{cum}}(k) = \sum_{t'=0}^{\tau} \frac{|n(t')|}{|V(t)|} = \frac{3 \cdot 2^{(3/4)+t-(k/4)}}{3 \cdot 2^t - 2}. \quad (7)$$

Obviously, when the size of the network is large, the degree distribution $P_{\text{cum}}(k) = 2^{(3/4)-(k/4)}$ is an exponential of a power of degree k .

3.2. Clustering Coefficient. Clustering coefficient is another significant property of a network, which provides a measure of the local structure within the network. The most immediate measure of clustering is the clustering coefficient C_i for every node i . By definition, clustering coefficient C_i of a node i is the ratio of the total number E_i of edges that actually exist between all k_i its nearest neighbors and the number $k_i(k_i - 1)/2$ of all possible edges between them; that is, $C_i = 2E_i/[k_i(k_i - 1)]$. The clustering coefficient C_t of the

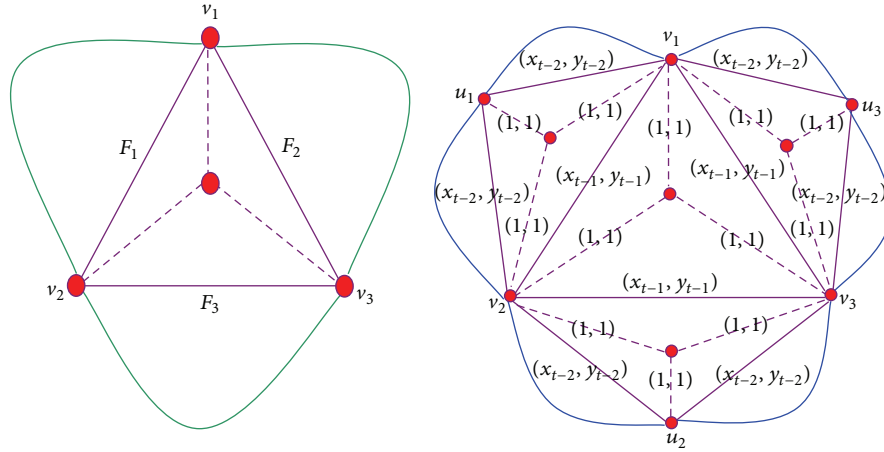


FIGURE 2: (Color online) the network $M(t)$. The solid links are iterated links, the dashed links are noniterated links.

whole network is the average of all individual C_i 's. For this network, we can obtain the exact expression of the clustering coefficient C_t . By construction, for any given node u having a degree k , there are $E_u = 3 \cdot (k - 1)/2$ links that actually exist among the neighbor nodes. So, one can see that there is a one-to-one corresponding relation between the coefficient $C(k)$ of the node and its degree k : $C(k) = 3/k$. This expression indicates that the local clustering scales as $C(k) \sim k^{-1}$.

Clearly, the number of nodes of degree $k = 3, 7, 11, \dots, 4t - 9, 4t - 5, 4t - 1$, equals $9 \cdot 2^{t-2} - 2, |L(t - 2)|, |L(t - 3)|, \dots, |L(2)|, |L(1)|, |L(1)|$, respectively. The clustering coefficient C_t is given by the following:

$$C_t = \frac{9 \cdot 2^{t-2} - 2 + 9 \cdot \sum_{i=2}^{t-1} \left(\frac{2^{t-1-i}}{4i - 1} \right) + (9 / (4t - 1))}{3 \cdot 2^t - 2} \quad (8)$$

For infinite t , C_t approaches to a constant value of 0.8309, so the clustering is high.

3.3. Diameter. Besides degree distribution and clustering coefficient, average path length (APL) is another important parameter to characterize a network. APL is defined as the average number of edges along the shortest paths for all possible pairs of network nodes. People have found the small-world phenomenon in most real-life networks that behave with a short APL. For most network models, it is hard to obtain the analytic solution of APL. To demonstrate the short distance between any pair of nodes, we can adopt another parameter that is defined as the maximal communication delay in the network. If a network has a small diameter, then this network is undoubtedly with a short APL [19]. For the network proposed, we denote the diameter at iteration t as $D(t)$. According to Figure 1, we can clearly know that $D(1) = 1$ and $D(2) = 2$. At each iteration, one can see that the diameter always lies between a pair of newly created nodes at this iteration because at each iterative edge we paste a complete graph $M(1)$, so the diameter for the network proposed has the following simple formula, $D(t) = t$.

Notice that the logarithm value of total number of nodes $|V(t)|$ is approximately equal to $t \ln 2$ for large t . Thus, the diameter grows logarithmically with the number of nodes and the average path length increases more slowly than $\ln |V(t)|$.

Based on the above discussions, our model is a deterministic small-world network because it is a sparse one with high clustering and short diameter, which satisfies the necessary property for small-world network.

4. Spanning Trees in the Network

In this section, we investigate the number of spanning trees in this network. Our aim is to derive the exact formula for the number of spanning trees and determine its entropy.

Let $M(t)$ be a planar graph generated by t steps. Since $M(t)$ is symmetry, suppose that the edges $v_1 v_2, v_1 v_3$, and $v_2 v_3$ are weighted by (x_{t-1}, y_{t-1}) , where x_{t-1} denote the number of spanning trees of the subgraph F_1 and y_{t-1} denote the number of spanning forests of the subgraph F_1 with two components such v_1 and v_2 belong to distinct components. Let $N_{ST}(t)$ be the number of spanning trees of $M(t)$. Figure 3 gives all spanning trees of $M(1)$ and Figure 4 gives all spanning forests with two components. Then, by Figure 2, we have

$$N_{ST}(t) = 9x_{t-1}^2 y_{t-1} + 6x_{t-1} y_{t-1}^2 + y_{t-1}^3 \quad (9)$$

According to Figures 2, 3, and 4, we obtain the recursion relations between x_{t-1} and x_{t-2} as follows:

$$x_{t-1} = 3x_{t-2}^2 + 3y_{t-2}^2 + 10x_{t-2} y_{t-2} \quad (10)$$

$$y_{t-1} = 2y_{t-2}^2 + 6x_{t-2} y_{t-2}$$

Let $a_{t-1} = x_{t-1}/y_{t-1}$, by (10) it follows that

$$a_{t-1} = \frac{3 \cdot 2^{t-1} - 2}{2^{t-1}} \quad (11)$$

with the initial condition $a_0 = 1$. So, we get

$$y_t = \prod_{i=0}^{t-2} \left(20 - \frac{3}{2^{i-2}} \right) 2^{t-i-2} \quad (12)$$

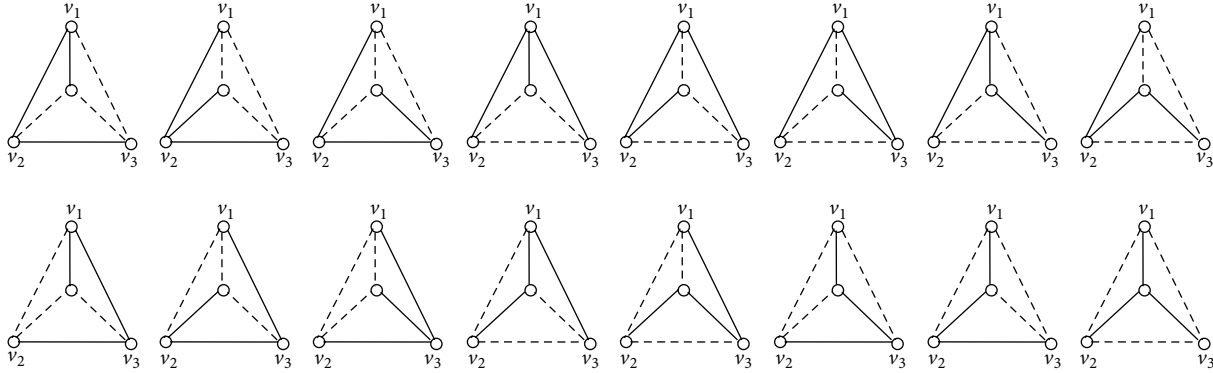


FIGURE 3: The number of spanning trees of $M(1)$ is 16. The solid link indicates that one node is connected to another node; the dashed link indicates that one node is not connected to another node.

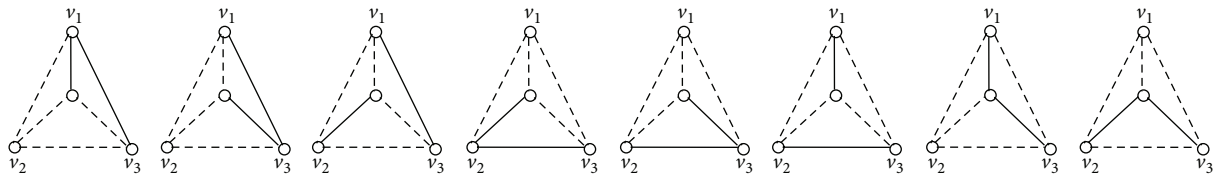


FIGURE 4: The number of spanning forests with two components of $M(1)$ is 8. The solid link indicates that one node is connected to another node; the dashed link indicates that one node is not connected to another node.

By (9),

$$N_{ST}(t) = 9x_{t-1}^2 y_{t-1} + 6x_{t-1} y_{t-1}^2 + y_{t-1}^3. \quad (13)$$

Substituting (11) and (12) with (13), we have

$$N_{ST}(t) = \left(10 - \frac{3}{2^{t-2}}\right) \prod_{i=0}^{t-2} \left(20 - \frac{3}{2^{i-2}}\right)^{3 \cdot 2^{t-i-2}}. \quad (14)$$

From (14), together with (1), we determine the entropy of the number of spanning trees—an important quantity characterizing network structure—for $M(t)$ as the limiting value [20, 21]:

$$E_{ST}(t) = \lim_{|V_t| \rightarrow \infty} \frac{\ln N_{ST}(t)}{|V_t|} \approx 1.2109. \quad (15)$$

The obtained entropy of spanning trees in $M(t)$ can be compared to those found in other networks. In the pseudo-fractal fractal web [22], the entropy is 0.8959, a value less than 1, for the square lattice [23] and the two-dimensional Sierpinski gasket [24], their entropy of spanning trees is 1.16624 and 1.0486, respectively, and for the fractal scale-free lattice [25], the entropy is 1.0397. And all of them have the same average degree of 4. While in Apollonian network [26] having the average degree of 6, the entropy is 1.3540, the entropy of our model with average degree of 5 is between them.

5. Conclusion

In conclusion, we have investigated a simple model, which is constructed in a deterministic way. Then, we have presented

an exhaustive analysis of many properties of the considered model and obtained the analytic solutions for most of the topological features, including degree distributions, clustering coefficient, and diameter. Finally, according to the special structure, we give a general algorithm to count the number of spanning trees of this model. Using the algorithm, we obtained entropies of spanning trees.

Conflict of Interests

The authors declare that there is no conflict of interests regarding the publication of this paper.

Acknowledgments

This research supported by the National Science Foundation of China (nos. 61164005 and 60863006), the National Basic Research Program of China (no. 2010CB334708), and Program for Changjiang Scholars and Innovative Research Team in University (no. IRT1068).

References

- [1] R. Albert and A. L. Barabási, “Statistical mechanics of complex networks,” *Reviews of Modern Physics*, vol. 74, no. 1, pp. 47–97, 2002.
- [2] S. N. Dorogovtsev and J. F. F. Mendes, “Evolution of networks,” *Advances in Physics*, vol. 51, no. 4, pp. 1079–1187, 2002.
- [3] M. E. J. Newman, “The structure and function of complex networks,” *SIAM Review*, vol. 45, no. 2, pp. 167–256, 2003.

- [4] S. Boccaletti, V. Latora, Y. Moreno, M. Chavez, and D.-U. Hwang, "Complex networks: structure and dynamics," *Physics Reports*, vol. 424, no. 4-5, pp. 175-308, 2006.
- [5] Z. Zhang, Y. Lin, S. Gao, S. Zhou, and J. Guan, "Average distance in a hierarchical scale-free network: an exact solution," *Journal of Statistical Mechanics*, vol. 2009, no. 10, Article ID P10022, 2009.
- [6] Z. Z. Zhang, S. G. Zhou, and J. Q. Fang, "Recent progress of deterministic models of complex networks," *Complex Systems and Complexity Science*, Article ID 16723813, 2008.
- [7] S. N. Dorogovtsev and J. F. F. Mendes, "Scaling behavior of developing and decaying networks," *Europhysics Letters*, vol. 52, no. 1, 2000.
- [8] J. M. Kleinberg, "Navigation in a small world," *Nature*, vol. 406, no. 6798, p. 845, 2000.
- [9] J. Ozik, B. R. Hunt, and E. Ott, "Growing networks with geographical attachment preference: emergence of small worlds," *Physical Review E*, vol. 69, no. 2, Article ID 026108, pp. 026108-5, 2004.
- [10] A.-L. Barabási, E. Ravasz, and T. Vicsek, "Deterministic scale-free networks," *Physica A*, vol. 299, no. 3-4, pp. 559-564, 2001.
- [11] D. J. Watts and S. H. Strogatz, "Collective dynamics of small world network," *Nature*, vol. 393, no. 6684, pp. 440-442, 1998.
- [12] Z. Zhang, L. Rong, and C. Guo, "A deterministic small-world network created by edge iterations," *Physica A*, vol. 363, no. 2, pp. 567-572, 2006.
- [13] M. E. J. Newman and D. J. Watts, "Renormalization group analysis of the small-world network model," *Physics Letters A*, vol. 263, no. 4-6, pp. 341-346, 1999.
- [14] M. E. J. Newman and D. J. Watts, "Scaling and percolation in the small-world network model," *Physical Review E*, vol. 60, no. 6, pp. 7332-7342, 1999.
- [15] R. Kasturirangan, Multiple Scales in Small-World Graphs AI Lab Memo. 1663, Massachusetts Institute of Technology, 1999.
- [16] P. Erdős and A. R. Rényi, "On random graphs I," *Publicationes Mathematicae*, vol. 6, pp. 290-297, 1959.
- [17] P. Erdős and A. R. Rényi, "On the evolution of random graphs," *Publication of the Mathematical Institute of the Hungarian Academy of Sciences*, vol. 5, pp. 17-61, 1960.
- [18] Y. Z. Xiao and H. X. Zhao, "New method for counting the number of spanning trees in a two-tree network," *Physica A*, vol. 392, pp. 4576-4583, 2013.
- [19] Z.-M. Lu and S.-Z. Guo, "A small-world network derived from the deterministic uniform recursive tree," *Physica A*, vol. 391, no. 1-2, pp. 87-92, 2012.
- [20] R. Burton and R. Pemantle, "Local characteristics, entropy and limit theorems for spanning trees and domino tilings via transfer-impedances," *Annals of Probability*, vol. 21, p. 1329, 1993.
- [21] R. Lyons, "Asymptotic enumeration of spanning trees," *Combinatorics Probability and Computing*, vol. 14, no. 4, pp. 491-522, 2005.
- [22] Z. Z. Zhang, H. X. Liu, B. Wu, and S. G. Zhou, "Enumeration of spanning trees in a pseudofractal scale-free web," *Europhysics Letters*, vol. 90, no. 6, Article ID 680029, 2010.
- [23] F. Y. Wu, "Number of spanning trees on a lattice," *Journal of Physics A*, vol. 10, no. 6, article 4, pp. L113-L115, 1977.
- [24] S.-C. Chang, L.-C. Chen, and W.-S. Yang, "Spanning trees on the Sierpinski gasket," *Journal of Statistical Physics*, vol. 126, no. 3, pp. 649-667, 2007.
- [25] Z. Zhang, H. Liu, B. Wu, and T. Zou, "Spanning trees in a fractal scale-free lattice," *Physical Review E*, vol. 83, no. 1, Article ID 016116, 2011.
- [26] Y. Lin, B. Wu, Z. Zhang, and G. Chen, "Counting spanning trees in self-similar networks by evaluating determinants," *Journal of Mathematical Physics*, vol. 52, no. 11, Article ID 113303, 2011.