

ON THE NUMBER OF MAXIMAL PATHS IN DIRECTED LAST-PASSAGE PERCOLATION

BY HUGO DUMINIL-COPIN¹, HARRY KESTEN², FEDOR NAZAROV³, YUVAL PERES⁴
AND VLADAS SIDORAVICIUS⁵

¹Mathematics Department, Université de Genève, hugo.duminil@unige.ch

²Department of Mathematics, Cornell University

³Department of Mathematics, Kent State University, nazarov@math.kent.edu

⁴Microsoft Research, yperes@gmail.com

⁵Mathematics Department, NYU Shanghai

We show that the number of maximal paths in directed last-passage percolation on the hypercubic lattice \mathbb{Z}^d ($d \geq 2$) in which weights take finitely many values is typically exponentially large.

1. Introduction. Consider a family of random variables, called weights, indexed by sites of \mathbb{Z}^d with $d \geq 2$. Associate with each path a weight equal to the sum of the weights of its sites. Directed last-passage percolation (DLPP) is a variant of first passage percolation studying directed paths of maximal weight. We refer to [6] for a survey on this model.

Formally, let \mathbb{Z}^d be the hypercubic lattice of points with integer coordinates. For $1 \leq i \leq d$, let e_i be the site of \mathbb{Z}^d with i th coordinate equal to 1 and other coordinates equal to 0.

A *directed path* π connecting x to y is a sequence of sites $\pi = \{x = \pi_1, \dots, \pi_k = y\}$ such that $\pi_{i+1} - \pi_i \in \{e_1, \dots, e_d\}$ for each $1 \leq i < k$. The integer k is called the *length* of π . Let $(\omega_x : x \in \mathbb{Z}^d)$ be a collection of random variables, called *weights*, indexed by sites of \mathbb{Z}^d . Given a path π , the quantity $W_\pi = \sum_{x \in \pi} \omega_x$ is called the *weight* of π . For $n \geq 1$, a path such that W_π is maximized among directed paths of length n starting from 0 is called a *maximal path of length n* . We define $\vec{\Pi}_{\max}^{(n)}$ to be the set of maximal paths of length n . The main result of this paper is the following:

THEOREM 1. *If $(\omega_x : x \in \mathbb{Z}^d)$ are i.i.d. random variables taking values in a finite set $\Theta \subset \mathbb{R}$, then there exists $\delta > 0$ such that, for every n large enough,*

$$\mathbb{P}(|\vec{\Pi}_{\max}^{(n)}| \leq 2^{\delta n}) \leq \exp(-\delta n).$$

Counting the number of maximal paths (for a prescribed random environment) naturally arises in the study of directed growth models and directed polymers in random environment; see, for example, [2]. We refer to [6] and references therein for additional details. In many cases the environment is constituted of independent Bernoulli random variables of parameter p , where p exceeds the critical probability p_c of oriented percolation. In [3, 5], the authors count the number of *open* paths when $p > p_c$ (these paths are equivalent to maximal paths in this context). The papers [1, 4] deal with paths having a weight which is close to the maximal one but not necessarily *equal* to it. We also refer to the recent paper [7] focusing on *non-directed* first passage percolation.

Note that the constant $\delta > 0$ may be expressed in terms of the lower bounds for the probabilities that ω_0 is equal to $\min \Theta$ and $\max \Theta$ only (and is therefore uniform for p away from 0 and 1 in directed last-passage percolation given by Bernoulli random variables).

Received June 2018; revised November 2019.

MSC2020 subject classifications. 60C05.

Key words and phrases. Directed last-passage percolation, maximal paths.

Theorem 1 extends to point-to-point maximal paths. More precisely, for $x \in \mathbb{Z}^d$, a path such that W_π is maximized among directed paths from 0 to x is called a *maximal path from 0 to x* . We define $\vec{\Pi}_{\max}^{(x)}$ to be the set of maximal paths from 0 to x .

Denote the ℓ^1 norm of $x = (x_1, \dots, x_d)$ by $\|x\| := |x_1| + \dots + |x_d|$. For $\beta > 0$, introduce the cone $C_\beta \subset \mathbb{Z}_+^d$ of sites $x = (x_1, \dots, x_d)$ with $0 \leq x_i \leq (1 - \beta)\|x\|$ for every $1 \leq i \leq d$.

THEOREM 2. *If $(\omega_x : x \in \mathbb{Z}^d)$ are i.i.d. random variables taking values in a finite set $\Theta \subset \mathbb{R}$, then, for every $\beta > 0$, there exists $\delta = \delta(\beta) > 0$ so that, for every $x \in C_\beta$ with $\|x\|$ large enough,*

$$\mathbb{P}(|\vec{\Pi}_{\max}^{(x)}| \leq 2^{\delta\|x\|}) \leq \exp(-\delta\|x\|).$$

Let us discuss briefly the strategy of the proof. A *turn* of π is a site $x = \pi_i$ (with i strictly between 1 and the length of π) such that $\pi_{i+1} - \pi_i \neq \pi_i - \pi_{i-1}$. A turn $x = \pi_i$ is called a *bifurcation* of π if $\omega_x = \omega_{x^*}$, where $x^* = \pi_{i-1} + \pi_{i+1} - \pi_i$ (see Figure 1). The proof of Theorem 2 is based on two successive steps:

1. Show that *every* maximal path has a positive density of turns,
2. Show that *some* maximal path has a positive density of bifurcations.

The second step immediately implies the results: one may create an exponentially large number of maximal paths by modifying locally the maximal path provided by Step 2 near the bifurcations (maximal paths may go through x^* instead of x for each bifurcation).

The first step is easy to accomplish. The new contribution of this article lies in the second step. The proof is based on local modifications of maximal paths near their turns. They enable us to bound the probability of only having maximal paths with few bifurcations using Lemma 6.

Notation. Below, we will be interested only in large values of n . For this reason we will often make the implicit rounding operation consisting in taking the integer part of real numbers. For instance, $\binom{n}{\delta n}$ will mean $\binom{n}{\lfloor \delta n \rfloor}$.

We fix i.i.d. weights $(\omega_x : x \in \mathbb{Z}^d)$ taking values in a finite set Θ . Without loss of generality, we assume that $\min \Theta = 0$ and $\max \Theta = 1$ (we will only consider nondegenerate random variables since otherwise the result is trivial). We also set

$$p := \min\{\mathbb{P}(\omega_0 = 0), \mathbb{P}(\omega_0 = 1)\} > 0.$$

All the constants mentioned in the proofs depend on the distribution of the weights ω_x , but we will not refer to it anymore. We will also work with point-to-point maximal paths, and will therefore refer to maximal paths instead of maximal paths from 0 to x when the context is clear.

We will often work with two configurations ω and ω' . For convenience, we will consistently use W_π and W'_π for the respective weights of π in ω and ω' . Also, we denote the weight of a maximal path from 0 to x in ω by $W_{\max}^{(x)}$ (we will never use the notation for ω' , so that no confusion will be possible).

Let $\mathbf{turn}_\pi \subset \mathbb{Z}^d$ be the set of turns of π . For $x \in \mathbf{turn}_\pi$, define

$$\mathbf{shield}_\pi(x) := \{y \notin \pi : y - x^* \in \{\pm e_1, \dots, \pm e_d\}\},$$

which is the set of neighbors of x^* not in π ; see Figure 1.

Last, for two sites x and y of a directed path π , let $\pi[x, y]$ be the portion of π from x to y . Similarly, we define $\pi(x, y) = \pi[x, y] \setminus \{x, y\}$.

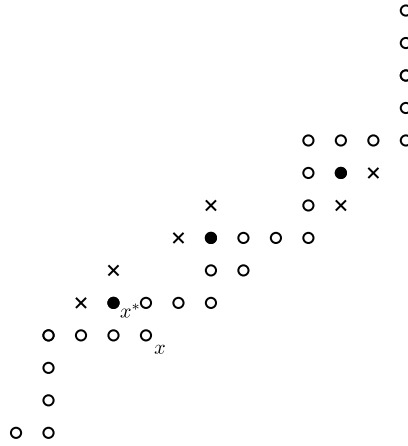


FIG. 1. The path π is depicted by white bullets. Three sites of the form x^* that arise from bifurcations are depicted by black dots. For each of them, we depicted $\mathbf{shield}_\pi(x)$ with crosses.

Organization of the paper. The next section contains preliminaries. In particular, it studies the number of turns on a typical maximal path. It also provides an explanation of why Theorem 1 follows from Theorem 2. Finally, it introduces a multivalued map principle (Lemma 6) which will be used extensively in the next sections. Section 3 is devoted to the proof of Theorem 2.

2. Preliminaries.

2.1. *Maximal paths have many turns.* We start by a simple proposition stating that the maximal weight is exceeding the average weight.

PROPOSITION 3. For every $\beta > 0$, there exists $\mu = \mu(\beta) > \mathbb{E}[\omega_0]$ and $c = c(\mu, \beta) > 0$ such that, for every $x \in C_\beta$ with $\|x\|$ large enough,

$$(2.1) \quad \mathbb{P}(W_{\max}^{(x)} < \mu \|x\|) \leq \exp(-c\|x\|).$$

PROOF. Pick $x \in C_\beta$ with $\|x\|$ large enough. Fix a directed path from 0 to x having $k \geq \beta\|x\|$ turns. Consider a subset S of \mathbf{turn}_π composed of at least $\lfloor k/2 \rfloor$ turns at $\|\cdot\|$ -distance at least two from each other. Since for every element $y \in S$, one may choose to go through y^* instead of y (regardless of the choices made before or after, thanks to the fact that turns are at a distance at least two from each other), we find that

$$W_{\max}^{(x)} \geq \sum_{y \in S} \max\{\omega_y, \omega_{y^*}\} + \sum_{y \in \pi \setminus S} \omega_y.$$

Note that the variables on the right-hand side are independent. Since there are at least $\lfloor k/2 \rfloor$ elements in S associated with random variables satisfying

$$\mathbb{E}[\max\{\omega_y, \omega_{y^*}\}] > \mathbb{E}[\omega_y],$$

the claim follows directly from large deviations theory for independent bounded random variables. \square

PROPOSITION 4. For every $\mu > \mathbb{E}[\omega_0]$, there exists $\kappa > 0$ such that for every $x \in \mathbb{Z}_+^d$ with $\|x\|$ large enough,

$$(2.2) \quad \mathbb{P}(W_{\max}^{(x)} \geq \mu \|x\| \text{ and } \exists \pi \in \vec{\Pi}_{\max}^{(x)} : |\mathbf{turn}_\pi| < \kappa \|x\|) \leq \exp(-\kappa \|x\|).$$

PROOF. Large deviation estimates for bounded i.i.d. random variables imply that there exists $c' > 0$ such that for every fixed path π ,

$$(2.3) \quad \mathbb{P}(W_\pi \geq \mu \|x\|) \leq \exp(-c' \|x\|).$$

Since there are at most $\binom{\|x\|}{\kappa \|x\|} d(d-1)^{\kappa \|x\|}$ paths with less than $\kappa \|x\|$ turns, the union bound implies that the probability that there exists a path with less than $\kappa \|x\|$ turns with weight larger than $\mu \|x\|$ is exponentially small, provided that $\kappa > 0$ is small enough. \square

As a consequence of the two previous propositions, we obtain the following corollary.

COROLLARY 5. *For every $\beta > 0$, there exists $\kappa > 0$ such that, for every $x \in C_\beta$ with $\|x\|$ large enough,*

$$(2.4) \quad \mathbb{P}(\exists \pi \in \vec{\Pi}_{\max}^{(x)} : |\mathbf{turn}_\pi| < \kappa \|x\|) \leq \exp(-\kappa \|x\|).$$

2.2. *From Theorem 2 to Theorem 1.* For every integer n large enough, choose $x_n \in C_{1/3}$ with $\|x_n\| = n - 1$. Since paths from 0 to x_n are of length n , we deduce that

$$(2.5) \quad \mathbb{P}(W_{\max}^{(n)} < \mu n) \leq \mathbb{P}(W_{\max}^{(x_n)} < \mu n) \leq \exp(-cn),$$

where $\mu > \mathbb{E}[\omega_0]$ and $c > 0$ are given by Proposition 3 applied to $\beta = 1/3$. Fix $\kappa = \kappa(\mu) > 0$ so small that Proposition 4 implies that, for every $x \in \mathbb{Z}_+^d$ with $\|x\|$ large enough,

$$\mathbb{P}(W_{\max}^{(x)} \geq \mu \|x\| \text{ and } \exists \pi \in \vec{\Pi}_{\max}^{(x)} : |\mathbf{turn}_\pi| < \kappa \|x\|) \leq \exp(-\kappa \|x\|).$$

Fix $\beta = \beta(\kappa) > 0$ so small that any oriented path from 0 to $x \notin C_\beta$ contains fewer than $\kappa \|x\|$ turns. We deduce from the previous inequality that, for every $x \notin C_\beta$,

$$(2.6) \quad \mathbb{P}(W_{\max}^{(x)} \geq \mu \|x\|) \leq \exp(-\kappa \|x\|).$$

Now, let $\delta = \delta(\beta) > 0$ such that Theorem 2 holds true. We find that

$$\begin{aligned} \mathbb{P}(|\Pi_{\max}^{(n)}| \leq 2^{\delta n}) &\leq \mathbb{P}(W_{\max}^{(n)} < \mu n) + \sum_{\substack{x \notin C_\beta \\ \|x\|=n-1}} \mathbb{P}(W_{\max}^{(x)} \geq \mu n) + \sum_{\substack{x \in C_\beta \\ \|x\|=n-1}} \mathbb{P}(|\Pi_{\max}^{(x)}| \leq 2^{\delta n}) \\ &\leq \exp(-cn) + O(n^{d-1}) \exp(-\kappa n) + O(n^{d-1}) \exp(-\delta n). \end{aligned}$$

The claim follows readily.

2.3. *A multivalued map principle.* We will bound the probability of events using the following multivalued map principle. For a set \mathcal{F} , let $\mathfrak{P}(\mathcal{F})$ be the power set of \mathcal{F} .

LEMMA 6 (multivalued map principle). *For every $\varepsilon > 0$ and every two events \mathcal{E} and \mathcal{E}' , assume that there exist a set \mathcal{F} and two maps*

$$\begin{aligned} S : \mathcal{E} &\longrightarrow \mathfrak{P}(\mathcal{F}) \setminus \{\emptyset\}, \\ T : \{(\omega, F) \in \mathcal{E} \times \mathcal{F} \text{ such that } F \in S(\omega)\} &\longrightarrow \mathcal{E}' \end{aligned}$$

satisfying that, for every $\omega' \in \mathcal{E}'$ and $F \in \mathcal{F}$,

$$(2.7) \quad \mathbb{P}(\omega') \geq \varepsilon \mathbb{P}(\omega \in \mathcal{E} \text{ such that } F \in S(\omega) \text{ and } \omega' = T(\omega, F)).$$

Then,

$$(2.8) \quad \mathbb{P}(\mathcal{E}) \leq \frac{\max_{\omega' \in \mathcal{E}'} |\mathcal{T}(\omega')|}{\varepsilon \cdot \min_{\omega \in \mathcal{E}} |\mathcal{S}(\omega)|} \mathbb{P}(\mathcal{E}'),$$

where

$$\mathcal{T}(\omega') := \{F \in \mathcal{F} : \exists \omega \in \mathcal{E} \text{ such that } F \in S(\omega) \text{ and } \omega' = T(\omega, F)\}.$$

PROOF. Simply write

$$\begin{aligned}
 \mathbb{P}(\mathcal{E}) &= \sum_{\omega \in \mathcal{E}} \mathbb{P}(\omega) = \sum_{\omega \in \mathcal{E}} \sum_{F \in \mathcal{S}(\omega)} \frac{\mathbb{P}(\omega)}{|\mathcal{S}(\omega)|} \\
 &\leq \frac{1}{\min_{\omega \in \mathcal{E}} |\mathcal{S}(\omega)|} \sum_{\omega \in \mathcal{E}} \sum_{F \in \mathcal{S}(\omega)} \mathbb{P}(\omega) \\
 &= \frac{1}{\min_{\omega \in \mathcal{E}} |\mathcal{S}(\omega)|} \sum_{\omega' \in \mathcal{E}'} \sum_{F \in \mathcal{T}(\omega')} \mathbb{P}(\omega \in \mathcal{E} : F \in \mathcal{S}(\omega) \text{ and } \omega' = T(\omega, F)) \\
 &\leq \frac{1}{\varepsilon \cdot \min_{\omega \in \mathcal{E}} |\mathcal{S}(\omega)|} \sum_{\omega' \in \mathcal{E}'} \sum_{F \in \mathcal{T}(\omega')} \mathbb{P}(\omega') \\
 &\leq \frac{\max_{\omega' \in \mathcal{E}'} |\mathcal{T}(\omega')|}{\varepsilon \cdot \min_{\omega \in \mathcal{E}} |\mathcal{S}(\omega)|} \mathbb{P}(\mathcal{E}')
 \end{aligned}$$

(the second inequality is due to (2.7)) which yields the claim. \square

Convention: For $x \in \mathbb{Z}_+^d$, we always consider $\mathcal{S}(\omega)$ to be a collection of pairs (π, S) with π a maximal path from 0 to x of ω and $S \subset \pi$. Except for Lemma 10, we will have that $S \subset \text{turn}_\pi$. From now on, we restrict our attention to such maps and write $T(\omega, \pi, S)$ instead of $T(\omega, (\pi, S))$. In what follows, the set S should be understood as places near which the configuration is modified in such a way that sites of S become bifurcations of π in $T(\omega, \pi, S)$.

The following notion of local transformation will be crucial in the rest of the paper. Roughly speaking, locality means that maximal paths in $\omega' = T(\omega, \pi, S)$ are easy to identify: they are maximal paths in ω , except that they may go through y^* , instead of y , for every new bifurcation y of the path π and that these new bifurcations must be elements of S .

DEFINITION 7. With the notation of Lemma 6 and the convention above, call the map T **local** if for every $\omega' = T(\omega, \pi, S)$:

1. π is a maximal path of ω' , and the set of bifurcations of π in ω' is the union of S and a subset of the set of bifurcations of π in ω .
2. For any maximal path π' of ω' satisfying that for every $z_0, z_1 \in \pi \cap \pi'$ such that $\pi'[z_0, z_1] \cap \pi = \{z_0, z_1\}$, at least one of the following two conditions holds:
 - the sums of weights in ω of $\pi'(z_0, z_1)$ and $\pi(z_0, z_1)$ are equal,
 - there exists $y \in S$ such that $\pi'(z_0, z_1) = \{y^*\}$.

The part $\pi'(z_0, z_1)$ of the path π' should be understood as an excursion away from π (see Figure 2). The second condition yields that every such excursion is either reduced to a single site at a bifurcation of π in ω' or is already part of a maximal path in ω .

The notion of locality will be important when bounding the cardinality of $\mathcal{T}(\omega')$ thanks to the following lemma.

LEMMA 8. Let $\delta > 0$ and $x \in \mathbb{Z}_+^d$. Assume that for every $\omega \in \mathcal{E}$, $|\vec{\Pi}_{\max}^{(x)}(\omega)| \leq 2^{\delta \|x\|}$ and $|S| \leq \delta \|x\|$ for every $(\pi, S) \in \mathcal{S}(\omega)$. If T is local, then for every $\omega' \in \mathcal{E}'$,

$$|\mathcal{T}(\omega')| \leq 2^{5\delta \|x\|}.$$

PROOF. Set $n := \|x\|$. Fix $\omega' \in \mathcal{E}'$. First, let us bound the number of paths π such that there exist $\omega \in \mathcal{E}$ and S with $|S| \leq \delta n$ satisfying that $(\pi, S) \in \mathcal{S}(\omega)$ and $\omega' = T(\omega, \pi, S)$. By

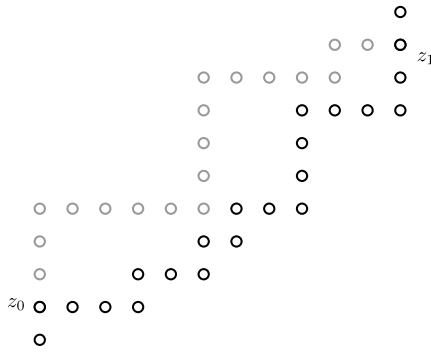


FIG. 2. We depicted $\pi'(z_0, z_1)$ in gray.

Item 1 of locality, we simply need to bound the number of maximal paths in ω' . In order to bound this number, we fix $\omega^0 \in \mathcal{E}$, $|S^0| \leq \delta n$ and π^0 such that $\omega' = T(\omega^0, \pi^0, S^0)$. By locality again, for every maximal path π' in ω' , there exists a maximal path in ω^0 coinciding with it, except at some sites y of S^0 , where π' goes through y^* instead of y . Since $|S^0| \leq \delta n$ and since $|\vec{\Pi}_{\max}^{(x)}(\omega^0)| \leq 2^{\delta n}$ (as $\omega^0 \in \mathcal{E}$), we deduce that

$$(2.9) \quad |\vec{\Pi}_{\max}^{(x)}(\omega')| \leq 2^{\delta n} |\vec{\Pi}_{\max}^{(x)}(\omega^0)| \leq 4^{\delta n}.$$

Second, fix π^1 such that there exist $\omega \in \mathcal{E}$ and S with $|S| \leq \delta n$ satisfying that $(\pi^1, S) \in \mathcal{S}(\omega)$ and $\omega' = T(\omega, \pi^1, S)$. We wish to bound by $2^{3\delta n}$ the number of possible choices for such S . Item 1 of locality implies that the (no more than δn) elements of any possible choice of S are bifurcations of π^1 in ω' . It is therefore sufficient to show that there are at most $3\delta n$ bifurcations of π^1 in ω' . In order to prove this statement, pick $\omega^1 \in \mathcal{E}$ and S^1 such that $\omega' = T(\omega^1, \pi^1, S^1)$. There are no more than $2\delta n$ bifurcations of π^1 in ω^1 since otherwise $|\vec{\Pi}_{\max}^{(x)}(\omega^1)| \geq 2^{\delta n}$. Furthermore, there are at most δn bifurcations of π^1 in ω' which are not bifurcations in ω^1 since they are all included in S^1 (by Item 1 of locality).

Overall, the first paragraph implies that there are at most $4^{\delta n}$ choices for π . The second paragraph implies that there are at most $2^{3\delta n}$ choices for S once π is fixed. The claim follows readily. \square

3. Proof of Theorem 2. Recall that, by Corollary 5, for every $\beta > 0$, there exists $\kappa = \kappa(\beta) > 0$ such that, for every $x \in C_\beta$ with $\|x\|$ large enough,

$$(3.1) \quad \mathbb{P}(\exists \pi \in \vec{\Pi}_{\max}^{(x)} : |\mathbf{turn}_\pi| < \kappa \|x\|) \leq \exp(-\kappa \|x\|).$$

The proof of the theorem relies on the following three lemmas. In order to highlight the global strategy of the proof, we postpone the proofs of the lemmas.

The first lemma treats the case in which maximal paths are composed of sites with weight 1 only. This case corresponds to supercritical oriented percolation.

LEMMA 9. For every $\beta > 0$, there exists $\delta_1 > 0$ such that, for every $x \in C_\beta$ with $\|x\|$ large enough,

$$(3.2) \quad \mathbb{P}(W_{\max}^{(x)} = \|x\| + 1 \text{ and } |\vec{\Pi}_{\max}^{(x)}| \leq 2^{\delta_1 \|x\|}) \leq \exp(-\delta_1 \|x\|).$$

The proof relies on Lemma 6. The transformation T (see Figure 3) consists in taking a subset S of cardinality δn of well-separated turns of π , and, for every $y \in S$, changing ω_{y^*} to 1 and ω_z to 0 for each $z \in \mathbf{shield}_\pi(y)$. This transformation will be proved to be local which will allow us to show that the left-hand side of (3.2) must be small.

The second lemma deals with the case in which maximal paths have weight very close to $\|x\| + 1$, meaning that the average weight of sites on them is very close to 1.

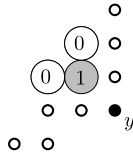


FIG. 3. The transformation used in Lemma 9 zoomed near a site $y \in S$: the weight of y^* is increased to 1, and the ones of $\text{shield}_\pi(y)$ set to 0. The small circles correspond to points of π , whose weights remain unchanged.

LEMMA 10. There exists $\delta_2 > 0$ such that, for every $x \in \mathbb{Z}_+^d$ with $\|x\|$ large enough,

$$\mathbb{P}(W_{\max}^{(x)} > (1 - \delta_2)\|x\| \text{ and } |\vec{\Pi}_{\max}^{(x)}| \leq 2^{\delta_2\|x\|}) \leq \exp(-\delta_2\|x\|).$$

The proof relies again on Lemma 6 combined with Lemma 9. This time, the transformation simply consists in switching all the weights of π to 1.

We are now getting closer to the end of the proof since we only need to tackle the case $W_{\max}^{(x)} \leq (1 - \delta_2)\|x\|$. In order to do this, we will need a slightly stronger notion of turn.

DEFINITION 11. Let $R > 0$ be an integer. Consider a path π from 0 to x . A turn $y = \pi_{k_0} \in \text{turn}_\pi$ is R -good if $R < k_0 < \|x\| - R$ and

$$\sum_{k=k_0-R}^{k_0-1} \omega_{\pi_k} < R - 1 \quad \text{and} \quad \sum_{k=k_0+1}^{k_0+R} \omega_{\pi_k} < R - 1.$$

In words, an R -good turn y is a turn such that the path does not gather too much weight in the R steps preceding and following it. Let gturn_π be the set of R -good turns of π .

The third lemma shows that a good proportion of turns are in fact R -good. The proof relies heavily on Lemma 10.

LEMMA 12. For every $\beta > 0$, there exist $R \geq 2$ and $\delta_3 > 0$ such that, for every $x \in C_\beta$ with $\|x\|$ large enough,

$$\mathbb{P}(|\vec{\Pi}_{\max}^{(x)}| \leq 2^{\delta_3\|x\|} \text{ and } \exists \pi \in \vec{\Pi}_{\max}^{(x)} : |\text{gturn}_\pi| < \delta_3\|x\|) \leq \exp(-\delta_3\|x\|).$$

Before proving all of these lemmas, let us briefly mention how we will conclude the proof of Theorem 2 (the formal argument is postponed to the end of the section). The proof will rely on Lemma 6. The transformation we will use consists of picking a subset S of cardinality δn of the R -good turns of π and, for each z within distance R of $y \in S$, increasing ω_z to 1 if $z \in \pi \cup \{y^*\}$ and decreasing ω_z to 0 otherwise (see Figure 4). This creates a bifurcation at y , and the definition of R -good turns will allow us to show that the transformation is local.

We now focus on the proofs of the various statements mentioned above.

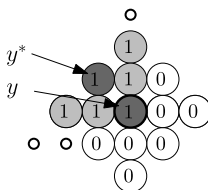


FIG. 4. The transformation used in the proof of Theorem 2: within the box of size R around y , the weights on $\pi \cup \{y^*\}$ are switched to 1, the others to 0.

PROOF OF LEMMA 9. Fix $\beta > 0$. Let κ be given by (3.1), and fix $0 < \delta \ll \kappa$ to be chosen later. Consider $x \in C_\beta$ with $\|x\|$ large enough. To simplify the notation, we write $n := \|x\|$. We apply Lemma 6 to:

1. $\mathcal{E} = \{W_{\max}^{(x)} = n + 1\} \cap \{|\vec{\Pi}_{\max}^{(x)}| \leq 2^{\delta n}\} \cap \{\forall \pi \in \vec{\Pi}_{\max}^{(x)}, |\mathbf{turn}_\pi| \geq \kappa n\}$,
2. \mathcal{E}' is the full probability space,
3. $\mathcal{S}(\omega)$ is the set of (π, S) for which $\pi \in \vec{\Pi}_{\max}^{(x)}(\omega)$, and $S \subset \mathbf{turn}_\pi$ is such that $|S| = \delta n$ and any two sites of S are at $\|\cdot\|$ -distance at least 2 from each other,
- 4.

$$T(\omega, \pi, S)_z := \begin{cases} 1 & \text{if } z = y^* \text{ for some } y \in S, \\ 0 & \text{if } z \in \mathbf{shield}(y) \text{ for some } y \in S, \\ \omega_z & \text{otherwise.} \end{cases}$$

The first two cases in the definition of $T(\omega, \pi, S)$ are never in conflict. Indeed, for every $y \in S$, $\|y^*\| = \|y\|$ and $\|z\| = \|y\| \pm 1$ if $z \in \mathbf{shield}(y)$. Furthermore, the ℓ^1 distance between two distinct elements of S is larger than or equal to 2.

Inequality (2.8) implies that, for n large enough,

$$(3.3) \quad \mathbb{P}(\mathcal{E}) \leq \frac{2^{5\delta n}}{p^{(2d-1)\delta n} (\frac{\kappa n - \delta n}{\delta n})} \leq \frac{2^{5\delta n}}{p^{(2d-1)\delta n} (\frac{\kappa - \delta}{\delta})^{\delta n}},$$

where we used that:

- $\mathbb{P}(\mathcal{E}') \leq 1$,
- $|\mathcal{S}(\omega)| \geq \binom{\kappa n - \delta n}{\delta n}$ for every $\omega \in \mathcal{E}$ (the number of possible S for a single $\pi \in \vec{\Pi}_{\max}^{(x)}(\omega)$ considered is larger than $\binom{\kappa n - \delta n}{\delta n}$ since each such π has more than κn turns.)
- (2.7) is satisfied with $\varepsilon = p^{(2d-1)\delta n}$ (since δn weights are changed to 1 and, at most, $(2d - 2)\delta n$ to 0),
- $|\mathcal{T}(\omega')| \leq 2^{5\delta n}$ for every $\omega' \in \mathcal{E}'$, as shown using Lemma 8 and the following claim.

CLAIM 1. *The transformation T is local.*

PROOF OF CLAIM 1. Let $\omega' = T(\omega, \pi, S) \in \mathcal{E}'$. First, π is obviously in $\vec{\Pi}_{\max}^{(x)}(\omega')$, and the set of bifurcations of π in ω' is contained in the union of S and the set of bifurcations of π in ω .

Second, pick a maximal path π' in ω' and $z_0, z_1 \in \pi$ with $\pi \cap \pi'[z_0, z_1] = \{z_0, z_1\}$ and $W_{\pi'(z_0, z_1)} < W_{\pi(z_0, z_1)}$. We wish to show that $\pi'(z_0, z_1) = \{y^*\}$ for some $y \in S$ which will conclude the proof.

Since $W_{\pi'(z_0, z_1)} < W_{\pi(z_0, z_1)}$, $\pi'(z_0, z_1)$ must contain a site u with $\omega_u < 1$. Since π' is maximal for ω' , it is made of sites with weight 1 only, so that $\omega'_u = 1$. The constraint $\omega_u < \omega'_u = 1$ implies that $u = y^*$ for some $y \in S$. Now, none of the sites of \mathbf{shield}_y can be in $\pi'(z_0, z_1)$ since their weight in ω' is strictly smaller than 1. This implies that the sites of $\pi'(z_0, z_1)$, before and after u , must be in π , that is, must be equal to z_0 and z_1 , respectively. In conclusion, $\pi'(z_0, z_1) = \{y^*\}$. \square

We are now ready to finish the proof of Lemma 9. Provided that $\delta \ll \kappa$, (3.3) and (3.1) give that, for n large enough,

$$\begin{aligned} \mathbb{P}(W_{\max}^{(x)} = n + 1 \text{ and } |\vec{\Pi}_{\max}^{(x)}| \leq 2^{\delta n}) &\leq \mathbb{P}(\mathcal{E}) + \mathbb{P}(\exists \pi \in \vec{\Pi}_{\max}^{(x)}, |\mathbf{turn}_\pi| < \kappa n) \\ &\leq \exp(-\delta n) + \exp(-\kappa n), \end{aligned}$$

which implies the statement readily by choosing $\delta_1 > 0$ small enough. \square

PROOF OF LEMMA 10. Consider $c > 0$ such that the second largest element of Θ is smaller than $1 - c$, and recall that the probability that $\omega_x = 1$ is smaller than or equal to $1 - p$. Let $\delta \ll \beta \ll 1$ be two positive numbers to be fixed later. Consider $x \in \mathbb{Z}_+^d$ and, as before, set $n := \|x\|$. Notice that a path π (from 0 to x) with $W_\pi \geq (1 - \delta/2)n$ contains at most

$$\frac{\delta n/2 + 1}{c} < \frac{\delta n}{c}$$

sites with weights strictly smaller than 1 (and, therefore, at least $(1 - \delta/c)n$ sites with weights equal to 1).

Let us first assume that $x \notin C_\beta$. In such a case, there are at most $d(d - 1)^{\beta n + 1} \binom{n+1}{\beta n + 1}$ oriented paths from 0 to x . Since the probability, for each such path, of having at least $(1 - \delta/c)n$ sites with weights equal to 1 is smaller than $\binom{n+1}{(1-\delta/c)n} (1 - p)^{(1-\delta/c)n}$, we deduce that for $\|x\|$ large enough,

(3.4)

$$\begin{aligned} \mathbb{P}(W_{\max}^{(x)} > (1 - \delta/2)n) &\leq d(d - 1)^{\beta n + 1} \binom{n + 1}{\beta n + 1} \binom{n + 1}{(1 - \delta/c)n} (1 - p)^{(1-\delta/c)n} \\ &\leq \exp(-\delta n), \end{aligned}$$

provided that $\beta = \beta(p, c) > 0$ and $\delta = \delta(\beta, p, c)$ are small enough.

In the second part of the proof, consider the constant β defined in the last paragraph. Let us assume that $x \in C_\beta$ with $\|x\|$ large enough. Let $\delta_1 = \delta_1(\beta) > 0$ be as in Lemma 9, and assume that $\delta \ll \delta_1$. We apply Lemma 6 to:

1. $\mathcal{E} = \{W_{\max}^{(x)} > (1 - \delta/2)n\} \cap \{|\vec{\Pi}_{\max}^{(x)}| \leq 2^{\delta n}\}$,
2. $\mathcal{E}' = \{W_{\max}^{(x)} = n + 1 \text{ and } |\vec{\Pi}_{\max}^{(x)}| \leq 2^{\delta n}\}$,
3. $\mathcal{S}(\omega) = \{(\pi, S) : \pi \in \vec{\Pi}_{\max}^{(x)}(\omega) \text{ and } S = \{y \in \pi : \omega_y < 1\}\}$,
- 4.

$$T(\omega, \pi, S)_z = \begin{cases} 1 & \text{if } z \in S, \\ \omega_z & \text{otherwise.} \end{cases}$$

Then, (2.8) implies that

$$(3.5) \quad \mathbb{P}(\mathcal{E}) \leq \frac{2^{\delta n} \binom{n+1}{\delta n/c + 1}}{p^{\delta n/c + 1}} \exp(-\delta_1 n),$$

where we used that:

- $\mathbb{P}(\mathcal{E}') \leq \exp(-\delta_1 n)$ by Lemma 9,
- $|\mathcal{S}(\omega)| \geq 1$,
- (2.7) is satisfied with $\varepsilon = p^{\delta n/c + 1}$ since the weights of at most $\delta n/c + 1$ sites are changed to 1,
- $|\mathcal{T}(\omega')| \leq 2^{\delta n} \binom{n+1}{\delta n/c + 1}$ for every $\omega' \in \mathcal{E}'$ (we used the fact that maximal paths in $\omega' = T(\omega, \pi, S)$ are maximal paths in ω , so that $|\vec{\Pi}_{\max}^{(x)}(\omega')| \leq 2^{\delta n}$ and that S is a subset of π with $|S| < \delta n/c + 1$).

Then, (3.5) implies that, for n large enough,

$$\mathbb{P}(W_{\max}^{(x)} > (1 - \delta/2)n \text{ and } |\vec{\Pi}_{\max}^{(x)}| \leq 2^{\delta n}) \leq \exp(-\delta n)$$

by choosing $\delta = \delta(\delta_1, \beta) > 0$ small enough.

Combining this statement with (3.4) concludes the proof. \square

REMARK 13. Note that, in the last proof, the lower bound $|\mathcal{S}(\omega)| \geq 1$ does not counter-balance the upper bound on $\mathcal{T}(\omega')$ on its own, so that the bound $\mathbb{P}(\mathcal{E}') \leq \exp(-\delta_1 n)$ given by the previous lemma is necessary.

PROOF OF LEMMA 12. Fix $\beta > 0$. Let δ_2 be given by Lemma 10 and κ by (3.1). Consider $x \in C_\beta$ with $\|x\|$ large enough. As before, we set $n := \|x\|$. Consider an integer $r > 0$ to be fixed later and set $m = \lfloor n/r \rfloor$. For every $j \geq 1$, introduce

$$T_j := \{y \in \mathbb{Z}_+^d : (j - 1)r \leq \|y\| < jr\}.$$

Let \mathcal{J} be the set of $J \subset \{1, \dots, m\}$ with $|J| > \frac{\kappa}{4}m$. Let \mathcal{X} be the set of x_0, x_1, \dots, x_m such that $x_0 = 0$ and for every $i \in \{1, \dots, m\}$, there exists an oriented path of length $r + 1$ from x_{i-1} to x_i (recall that the length of a path from 0 to y is $\|y\| + 1$). Let \mathcal{E} be the event that there exist $(x_0, \dots, x_m) \in \mathcal{X}$ and a set $J \in \mathcal{J}$ such that for every $j \in J$:

- the number of maximal paths from x_{j-1} to x_j is smaller than $2^{\delta_2 r}$,
- the maximum W^{x_{j-1}, x_j} of the $W_{\pi \cap T_j}$ over oriented paths π from x_{j-1} to x_j is greater than or equal to $r - 1$.

For each j , the two items above depend on weights in T_j only. Since the T_j are disjoint, the union bound and independence imply that

$$\mathbb{P}(\mathcal{E}) \leq \sum_{(x_0, \dots, x_m) \in \mathcal{X}} \prod_{J \in \mathcal{J}} \mathbb{P}(W_{\max}^{(x_j - x_{j-1})} \geq r - 1 \text{ and } |\vec{\Pi}_{\max}^{(x_j - x_{j-1})}| \leq 2^{\delta_2 r}),$$

where we used the invariance under translations and the fact that W^{x_{j-1}, x_j} is smaller than or equal to the maximal weight of oriented paths from x_{j-1} to x_j .

Assume now that r is so large that $r - 1 > (1 - \delta_2)(r + 1)$, and Lemma 10 can be applied with $\|x\| \geq r$. Then,

$$\mathbb{P}(\mathcal{E}) \leq \sum_{(x_0, \dots, x_m) \in \mathcal{X}} \prod_{J \in \mathcal{J}} e^{-\delta_2 r} \leq (r + 1)^{(d-1)m} \cdot 2^m e^{-\delta_2 r \frac{\kappa}{4}m}.$$

In the second inequality, we bounded the cardinality of \mathcal{J} by 2^m , and the cardinality of \mathcal{X} by $(r + 1)^{(d-1)m}$ (there are at most $(r + 1)^{d-1}$ choices for each x_i since x_i should be reachable from x_{i-1} using a directed path of length $r + 1$).

Provided that r is large enough, we find that $2(r + 1)^{d-1} e^{-\delta_2 r \kappa/4} < 1$, so that there exists $\delta > 0$ such that, for every n large enough,

$$(3.6) \quad \mathbb{P}(\mathcal{E}) \leq \exp(-\delta n).$$

Now, fix $\delta = \delta(\delta_2) > 0$ so small that $\kappa > 4(1 + 2/\delta_2)\delta$. Define the event

$$\mathcal{G} := \mathcal{E}^c \cap \{|\vec{\Pi}_{\max}^{(x)}| \leq 2^{\delta n}\} \cap \{\forall \pi \in \vec{\Pi}_{\max}^{(x)} : |\text{turn}_\pi| \geq \kappa n\}.$$

We wish to show that, on the event \mathcal{G} , maximal paths possess many R -good turns. Consider $\omega \in \mathcal{G}$ and π a maximal path in ω from 0 to x . Then:

- Since $\mathcal{G} \subset \mathcal{E}^c$, there are at most $\frac{\kappa}{2}m$ slabs T_j with either T_{j+1} or T_{j-1} satisfying that $W_{\pi \cap T_{j \pm 1}} \geq r - 1$, and the number of maximal paths from $\pi_{(j \pm 1)r}$ to $\pi_{(j \pm 1)r}$ is smaller than or equal to $2^{\delta_2 r}$.
- Since $\mathcal{G} \subset \{|\vec{\Pi}_{\max}^{(x)}| \leq 2^{\delta n}\}$, there are at most $(2\delta/\delta_2)(m + 1)$ slabs T_j with either T_{j+1} or T_{j-1} such that the number of maximal paths from $\pi_{(j \pm 1)r}$ to $\pi_{(j \pm 1)r}$ is larger than $2^{\delta_2 r}$.
- There are at most $4r$ turns that are at a distance smaller than or equal to $2r$ from the endpoints 0 and x of π .

The turns that are not in the slabs in the list above or within a distance $2r$ from the endpoints are necessarily R -good for $R = 2r + 1$. By construction, the slabs involved in the first and second items above contain at most $\frac{\kappa}{2}n$ and $(2\delta/\delta_2)(n + r)$ turns, respectively. The choice of δ implies that for n large enough, at least

$$\left(\kappa - \frac{\kappa}{2} - 2\delta/\delta_2\right)n - (4 + 2\delta/\delta_2)r > \delta n$$

turns are R -good. In conclusion, (3.6) and (3.1) imply

$$\begin{aligned} \mathbb{P}(|\vec{\Pi}_{\max}^{(x)}| \leq 2^{\delta n} \text{ and } \exists \pi \in \vec{\Pi}_{\max}^{(x)} : |\mathbf{gturn}_{\pi}| < \delta n) &\leq \mathbb{P}(\mathcal{E}) + \mathbb{P}(\exists \pi \in \vec{\Pi}_{\max}^{(x)} : |\mathbf{turn}_{\pi}| < \kappa n) \\ &\leq \exp(-\delta n) + \exp(-\kappa n), \end{aligned}$$

which concludes the proof by setting $\delta_3 > 0$ small enough. \square

REMARK 14. Lemma 12 requires to study point-to-point maximal paths which was one of our motivations to work in this context rather than with point-to-anywhere maximal paths.

PROOF OF THEOREM 2. Fix $\beta > 0$. Let $\delta \ll \delta_3$ be fixed later. As usual, set $n := \|x\|$. Fix R and $\delta_3 > 0$ given by Lemma 12.

We wish to apply Lemma 6 to the setting where:

1. $\mathcal{E} = \{|\vec{\Pi}_{\max}^{(x)}| \leq 2^{\delta n}\} \cap \{\forall \pi \in \vec{\Pi}_{\max}^{(x)} : |\mathbf{gturn}_{\pi}| \geq \delta_3 n\}$,
2. \mathcal{E}' is the full probability space,
3. $\mathcal{S}(\omega)$ is the set of (π, S) for which $\pi \in \vec{\Pi}_{\max}^{(x)}(\omega)$ and $S \subset \mathbf{gturn}_{\pi}$ is such that $|S| = \delta n$ and any two sites of S are at a distance at least $2R + 1$ from each other,
- 4.

$$T(\omega, \pi, S)_z = \begin{cases} 0 & \text{if for some } y \in S, z \notin \pi \cup \{y^*\} \text{ and } \|z - y\| \leq R, \\ 1 & \text{if for some } y \in S, z \in \pi \cup \{y^*\} \text{ and } \|z - y\| \leq R, \\ \omega_z & \text{if for all } y \in S, \|z - y\| > R. \end{cases}$$

(See Figure 4.) Again, the first two cases of the definition of $T(\omega, \pi, S)$ are never in conflict. Then, (2.8) shows that

$$(3.7) \quad \mathbb{P}(\mathcal{E}) \leq \frac{2^{5\delta n}}{p^{(2R+1)^d \delta n \binom{\delta_3 n / (2R+1)}{\delta_n}}} \leq \frac{2^{5\delta n}}{p^{(2R+1)^d \delta n \binom{\delta_3 / (2R+1)}{\delta}} \delta n},$$

where we used that:

- $\mathbb{P}(\mathcal{E}') \leq 1$,
- $|\mathcal{S}(\omega)| \geq \binom{\delta_3 n / (2R+1)}{\delta_n}$ for every $\omega \in \mathcal{E}$ (this lower bound is obtained by first determining a subset of \mathbf{gturn}_{π} containing $\delta_3 n / (2R + 1)$ turns at a distance at least $2R$ from each other and then choosing one of its $\binom{\delta_3 n / (2R+1)}{\delta_n}$ subsets of cardinality δn),
- (2.7) is satisfied with $\varepsilon = p^{(2R+1)^d \delta n}$ (we changed at most $(2R + 1)^d \delta n$ weights to 0 or 1),
- $|\mathcal{T}(\omega')| \leq 2^{5\delta n}$ for every $\omega' \in \mathcal{E}'$, as shown using Lemma 8 and the following claim:

CLAIM 2. *The transformation T is local.*

Before proving the claim, let us finish the proof of the theorem. Provided that $\delta \ll \delta_3$, Lemma 12 and (3.7) imply that, for n large enough,

$$\begin{aligned} \mathbb{P}(|\vec{\Pi}_{\max}^{(x)}| \leq 2^{\delta n}) &\leq \mathbb{P}(\mathcal{E}) + \mathbb{P}(|\vec{\Pi}_{\max}^{(x)}| \leq 2^{\delta_3 n} \text{ and } \exists \pi \in \vec{\Pi}_{\max}^{(x)} : |\mathbf{gturn}_{\pi}| < \delta_3 n) \\ &\leq \exp(-\delta n) + \exp(-\delta_3 n), \end{aligned}$$

which implies the theorem readily by fixing δ small enough. We therefore simply need to prove the claim to conclude the proof.

PROOF OF CLAIM 2. Let $\omega' = T(\omega, \pi, S) \in \mathcal{E}'$. Pick a maximal path π' in ω' . Consider $z_0, z_1 \in \pi'$ with $\pi \cap \pi'[z_0, z_1] = \{z_0, z_1\}$. We wish to show that

$$(*) \quad W'_{\pi'(z_0, z_1)} \leq W'_{\pi(z_0, z_1)}$$

and that if $W_{\pi'(z_0, z_1)} < W_{\pi(z_0, z_1)}$, then $\pi'(z_0, z_1) = \{y^*\}$ for some $y \in S$.

This will immediately imply that T is local. Indeed, the first item of locality means that π is maximal in ω' and that a turn $z \in \pi$ which is a bifurcation of π in ω' but not in ω must be in S . The maximality of π follows from (*). To show the claim about bifurcations, note that the ball (for the ℓ^1 norm) of radius R around a vertex $y \in S$ contains $z \in \pi$ if and only if it contains z^* , so that the weight of a turn $z \in \pi$ is redefined if and only if the weight of z^* is, and that in such a case $1 = \omega'_z \neq \omega'_{z^*} = 0$ if $z \notin S$. The second item of locality is equivalent to the last claim of the last paragraph.

In order to finish the proof, let us consider two cases. In the first one, there does not exist $y \in S$ such that $y^* \in \pi'(z_0, z_1)$. The weights of sites of $\pi'(z_0, z_1)$ in ω' are then smaller than or equal to those in ω , so that

$$W'_{\pi'(z_0, z_1)} \leq W_{\pi'(z_0, z_1)} \leq W_{\pi(z_0, z_1)} \leq W'_{\pi(z_0, z_1)}.$$

The middle inequality is due to the maximality of π in ω . Note that if $W_{\pi'(z_0, z_1)} < W_{\pi(z_0, z_1)}$, the middle inequality is strict (a fact which contradicts the maximality of π' in ω') so that we cannot be in this case.

In the second case there exists $y \in S$ such that $y^* \in \pi'(z_0, z_1)$. We wish to show that $\pi'(z_0, z_1) = \{y^*\}$. Note that, since $\omega'_y = \omega'_{y^*}$, this will give that $W'_{\pi'(z_0, z_1)} = W'_{\pi(z_0, z_1)}$.

If y_0 is the first site $y \in S$ such that $y^* \in \pi'(z_0, z_1)$, we claim that z_0 must be the site preceding it in π , since otherwise π' cannot be maximal in ω' , because replacing $\pi'(z_0, y_0^*)$ by $\pi(z_0, y_0)$ in π' would strictly increase the weight of the path in ω' , as we now justify by dividing into two cases:

- If $\|z_0 - y_0\| \leq R$ and z_0 is not preceding y_0 in π , then $\pi'(z_0, y_0^*)$ is nonempty and is composed of sites of weight 0 in ω' , while the path $\pi(z_0, y_0)$ can be substituted for $\pi'(z_0, y_0^*)$ in π' and is composed only of sites of weight 1 in ω' .
- If $\|z_0 - y_0\| > R$, set t_0 for the site of π after y_0 . Then,

$$\begin{aligned} W'_{\pi'(z_0, y_0^*)} &\leq W_{\pi'(z_0, y_0^*)} \\ &\leq W_{\pi(z_0, t_0)} - \omega_{y_0^*} \\ &= W_{\pi(z_0, y_0)} + \omega_{y_0} - \omega_{y_0^*} \\ &< W'_{\pi(z_0, y_0)}, \end{aligned}$$

where the first inequality is due to the fact that $\pi'(z_0, y_0^*)$ does not intersect $\{y^* : y \in S\}$, the second to the fact that π is maximal in ω between z_0 and t_0 , and the third to the fact that y_0 is an R -good turn so that $W_{\pi(z_0, y_0)} + 1 < W'_{\pi(z_0, y_0)}$. The last claim can be obtained from the following comparison (the inequality is due to the fact that y_0 is R -good):

$$(3.8) \quad \sum_{\substack{z \in \pi(z_0, y_0) \\ \|z - y_0\| \leq R}} \omega_z < R - 1 = \sum_{\substack{z \in \pi(z_0, y_0) \\ \|z - y_0\| \leq R}} \omega'_z - 1.$$

The same reasoning implies that z_1 must be the site of π following the last site $y \in S$ such that $y^* \in \pi(z_0, z_1)$. It only remains to exclude the case where $\pi'(z_0, z_1)$ contains more than one site y^* with $y \in S$. In such a case, pick two consecutive sites y_2 and y_3 from $\{y \in S : y^* \in \pi(z_0, z_1)\}$. Then, π' cannot be maximal since

$$\begin{aligned} W'_{\pi'(y_2^*, y_3^*)} &\leq W_{\pi'(y_2^*, y_3^*)} = W_{\pi'[y_2^*, y_3^*]} - \omega_{y_2^*} - \omega_{y_3^*} \\ &\leq W_{\pi[y_2, y_3]} - \omega_{y_2^*} - \omega_{y_3^*} = W_{\pi(y_2, y_3)} + \omega_{y_2} + \omega_{y_3} - \omega_{y_2^*} - \omega_{y_3^*} \\ &< W'_{\pi(y_2, y_3)}. \end{aligned}$$

The second inequality uses that π is maximal in ω between the vertex before y_2 and the one after y_3 . The final inequality follows from $W_{\pi(y_2, y_3)} + 2 < W'_{\pi(y_2, y_3)}$, an inequality which is obtained in the same way as (3.8) using the fact that y_2 and y_3 are R -good turns. \square

Acknowledgments. We thank Ryoki Fukushima and Shuta Nakajima for useful comments.

The first author was funded by ERC CriBLaM, the NCCR SwissMAP, the Swiss NSF and an IDEX Chair from Paris-Saclay. The third author was funded by NSF Grant DMS-1600239. The fifth author was funded by CNPq Bolsa de Produtividade grant.

REFERENCES

- [1] COMETS, F., POPOV, S. and VACHKOVSKAIA, M. (2008). The number of open paths in an oriented ρ -percolation model. *J. Stat. Phys.* **131** 357–379. MR2386584 <https://doi.org/10.1007/s10955-008-9506-2>
- [2] FUKUSHIMA, R. and YOSHIDA, N. (2012). On exponential growth for a certain class of linear systems. *ALEA Lat. Am. J. Probab. Math. Stat.* **9** 323–336. MR3069368
- [3] GARET, O., GOUÉRÉ, J.-B. and MARCHAND, R. (2017). The number of open paths in oriented percolation. *Ann. Probab.* **45** 4071–4100. MR3729623 <https://doi.org/10.1214/16-AOP1158>
- [4] KESTEN, H. and SIDORAVICIUS, V. (2010). A problem in last-passage percolation. *Braz. J. Probab. Stat.* **24** 300–320. MR2643568 <https://doi.org/10.1214/09-BJPS032>
- [5] LACOIN, H. (2012). Existence of an intermediate phase for oriented percolation. *Electron. J. Probab.* **17** no. 41, 17. MR2928724 <https://doi.org/10.1214/EJP.v17-1761>
- [6] MARTIN, J. B. (2006). Last-passage percolation with general weight distribution. *Markov Process. Related Fields* **12** 273–299. MR2249632
- [7] NAKAJIMA, S. (2019). On properties of optimal paths in first-passage percolation. *J. Stat. Phys.* **174** 259–275. MR3910892 <https://doi.org/10.1007/s10955-018-2179-6>