

STEIN ESTIMATION OF THE INTENSITY OF A SPATIAL HOMOGENEOUS POISSON POINT PROCESS

BY MARIANNE CLAUSEL,
JEAN-FRANÇOIS COEURJOLLY AND JÉRÔME LELONG

University Grenoble Alpes

In this paper, we revisit the original ideas of Stein and propose an estimator of the intensity parameter of a homogeneous Poisson point process defined on \mathbb{R}^d and observed on a bounded window. The procedure is based on a new integration by parts formula for Poisson point processes. We show that our Stein estimator outperforms the maximum likelihood estimator in terms of mean squared error. In many practical situations, we obtain a gain larger than 30%.

1. Introduction. Spatial point processes are stochastic processes modeling points at random locations in arbitrary domains. General references on this topic are Daley and Vere-Jones (2008), Møller and Waagepetersen (2004), Stoyan, Kendall and Mecke (1987) who cover theoretical as well as practical aspects. Among all models, the reference is the Poisson point process, which models points without any interaction. When the Poisson point process has a probability measure invariant under translation, we say that it is stationary or homogeneous. In this paper, we consider a homogeneous Poisson point process defined on \mathbb{R}^d and observed through a bounded window $W \subset \mathbb{R}^d$. This point process is characterized by the single intensity parameter $\theta > 0$, which is the mean number of points per volume unit. It is well known that the maximum likelihood estimator of the parameter θ , defined as the ratio of the number of points lying in W divided by its volume, is unbiased and efficient. In this work, we explain how to build super-efficient and, therefore, biased estimators of θ by revisiting the original ideas of Stein.

Based on the pioneering works of Stein (1956) and James and Stein (1961), Stein (1981) explained how to design a whole collection of estimators for the mean μ of a p -dimensional Gaussian random vector X by using the famous Stein formula for normal random variables: for any differentiable function $g : \mathbb{R}^p \rightarrow \mathbb{R}$ such that $\mathbb{E}\|\nabla g(X)\| < +\infty$, the following integration by parts formula holds:

$$(1.1) \quad \mathbb{E}(\nabla g(X)) = \mathbb{E}((X - \mu)g(X)).$$

Received July 2014; revised March 2015.

MSC2010 subject classifications. Primary 60G55; secondary 60H07.

Key words and phrases. Stein formula, Malliavin calculus, superefficient estimator, intensity estimation, spatial point process.

Stein suggested to consider estimators of the form $X + \nabla \log f(X)$ for positive and sufficiently smooth functions f . For this class of estimators, he showed using (1.1) that the mean squared error is related to the expectation of $\nabla^2 \sqrt{f(X)} / \sqrt{f(X)}$ thus providing an easy construction of estimators achieving a mean squared error smaller than the one of the maximum likelihood estimator.

A close look at the methodology developed by Stein reveals the key role played by the integration by parts formula (1.1), in which the involved differential operator is the classical notion of derivative. This remark proved to be of prime importance as these computations rely on the standard chain rule for the derivative operator related to the integration by parts formula. Hence, to extend this methodology to other frameworks, one first needs a derivative operator satisfying the classical chain rule, and second an integration by parts formula for this operator. In the case of Gaussian processes, these objects are defined by the Malliavin calculus and Stein estimators have been proposed by Privault and Réveillac (2006, 2008).

Let us focus on the Poisson case. An integration by parts formula already exists for functions of Poisson random variables. Let Y be a Poisson random variable with parameter λ and f a sufficiently integrable real valued function; then it is known from Chen (1975) that $\mathbb{E}(Yf(Y)) = \lambda \mathbb{E}(f(Y + 1))$. However, this formula involves a discrete derivative operator which does not satisfy the standard chain rule and which, therefore, cannot be used as the basement for designing new estimators.

Integration by parts formulae for Poisson processes have a long history; see Murr (2012), Privault (2009) for a recent review. The differences are explained by the use of different concepts of differential operators. As already outlined, we ruled out results based on the finite difference operator since it does not satisfy the chain rule property. Two other classes of differential operators exist. The first one was developed by Albeverio, Kondratiev and Röckner (1996) and was further investigated in different contexts; see Albeverio, Kondratiev and Röckner (1998), Röckner and Schied (1999) or more recently Decreusefond, Joulin and Savy (2010). The second class is based on the damped gradient, first introduced in the one-dimensional case by Carlen and Pardoux (1990), Elliott and Tsoi (1993) and further developed by Fang and Malliavin (1993), Prat and Privault (1999), Privault (2009), Privault and Torrisi (2011). The main difference between these two classes is the space of Poisson functionals used to derive the integration by parts formula (see Section 3.3 after our main result for more details). Note that links between these gradient operators exist; see, for example, Prat and Privault (1999). The key ingredient to develop a Stein estimator is to obtain an integration by parts formula of the form $\mathbb{E}(\nabla F) = \mathbb{E}(F(N(W) - \theta|W|))$ where F is a Poisson functional, ∇ is a gradient operator, $N(W)$ measures the number of points falling into a bounded domain W of \mathbb{R}^d , $|W| = \int_W du$ and θ is the intensity parameter of a homogeneous Poisson point process. Before 2009, none of the integration by parts formula available in the literature could be directly applied to get the required equation (see again

Section 3.3). Privault and Réveillac (2009) reworked the differential operator proposed by Carlen and Pardoux (1990) and managed to derive the desired equation in the one-dimensional case, but their differential operator could not be extended to spatial Poisson point processes. We aim at filling this gap in the present paper.

In Section 2, we design a differential operator for functionals of a spatial homogeneous Poisson point process, which satisfies the classical chain rule and further leads to an integration by parts formula in Section 3. Sections 2 and 3 heavily rely on the theory of closable and adjoint operators, which makes some of the proofs become technical. We have decided to gather all these technicalities in the Appendix to avoid being diverted from our main objective, namely devising superefficient estimators on the Poisson space. Based on this integration by parts formula and its related derivative operator, we propose in Section 4 a wide class of Stein estimators and study their mean squared errors. In Section 5, we lead a detailed numerical study of our Stein estimator in several realistic examples. In particular, we explain how to pick in practice the estimator with minimum mean squared error within a given class and in the one-dimensional case, we compare it to the estimator proposed by Privault and Réveillac (2009).

2. Background and notation.

2.1. *Some notation.* Elements of \mathbb{R}^d are encoded as column vectors, that is, if $x \in \mathbb{R}^d$, $x = (x_1, \dots, x_d)^\top$ and we denote their Euclidean norms by $\|x\|^2 = x^\top x = \sum_{i=1}^d x_i^2$. Let W be a bounded open set of \mathbb{R}^d . For any $k \in \mathbb{N}$, the set $C^k(W, \mathbb{R}^p)$ [resp., $C_c^k(W, \mathbb{R}^p)$] denotes the class of k -times continuously differentiable functions defined on W with values in \mathbb{R}^p (resp., in a compact subset of \mathbb{R}^p). Let $f : W \rightarrow \mathbb{R}$ be a locally integrable function. A function h is said to be the weak derivative on W of f w.r.t. x_i if for any $\varphi \in C_c^1(W, \mathbb{R})$, we have

$$\int_W h(x)\varphi(x) \, dx = - \int_W f(x) \frac{\partial \varphi(x)}{\partial x_i} \, dx.$$

When such a function h exists, it is unique a.e. and we denote it by $\partial f / \partial x_i$ in the sequel. When $d = 1$, we use the classical notation f' to denote the weak derivative of the function f . When all the weak partial derivatives of a real-valued and locally integrable function f defined on W exist, we can define its weak gradient on W as

$$(2.1) \quad \nabla f(x) = \left(\frac{\partial f}{\partial x_1}(x), \dots, \frac{\partial f}{\partial x_d}(x) \right)^\top \quad \forall x \in \mathbb{R}^d.$$

For a locally integrable vector field $V = (V_1, \dots, V_d)^\top$ defined from W into \mathbb{R}^d such that for all i , V_i admits a weak partial derivative w.r.t. to x_i , we define the weak divergence of V on W as

$$(2.2) \quad \nabla \cdot V(x) = \sum_{i=1}^d \frac{\partial V_i}{\partial x_i}(x) \quad \forall x \in \mathbb{R}^d.$$

2.2. *Poisson point processes on \mathbb{R}^d .* For a countable subset \mathbf{x} of \mathbb{R}^d , we denote by $n(\mathbf{x})$ the number of elements in \mathbf{x} . For any bounded Borel set B of \mathbb{R}^d , \mathbf{x}_B stands for $\mathbf{x} \cap B$ and $|B|$ stands for the Lebesgue measure of B . We define the set of locally finite configurations of points by $N_{lf} = \{\mathbf{x} \subset \mathbb{R}^d : n(\mathbf{x}_B) < \infty \text{ for all bounded sets } B \subset \mathbb{R}^d\}$. We equip N_{lf} with the σ -algebra $\mathcal{N}_{lf} = \sigma(\{\mathbf{x} \in N_{lf} : n(\mathbf{x}_B) = m\} : B \in \mathcal{B}_0, m \in \mathbb{N} \setminus \{0\})$ where \mathcal{B}_0 is the class of bounded Borel sets of \mathbb{R}^d . Then a spatial point process \mathbf{X} on \mathbb{R}^d is simply a measurable mapping on some probability space $(\Omega, \mathcal{F}, \mathbb{P})$ with values in $(N_{lf}, \mathcal{N}_{lf})$.

Let $W \subset \mathbb{R}^d$ be a compact set with positive Lebesgue measure $|W|$ playing the role of the observation window of \mathbf{X} . We assume that W has a \mathcal{C}^2 boundary, so that the function $x \mapsto d(x, W^c)$ is also \mathcal{C}^2 in a neighborhood of ∂W . We denote the number of points in W by $N(W) = n(\mathbf{X}_W)$; a realization of \mathbf{X}_W is of the form $\mathbf{x} = \{x_1, \dots, x_n\} \subset W$, for some $0 \leq n < \infty$. If $n = 0$, then $\mathbf{x} = \emptyset$ is the empty point pattern in W . For further background material and theoretical details on spatial point process, see, for example, Daley and Vere-Jones (2003, 2008) and Møller and Waagepetersen (2004). Given $N(W) = n$, we denote by $X_1, \dots, X_n \in W$ the n location points.

In this paper, \mathbf{X} is a homogeneous Poisson point process, defined on \mathbb{R}^d , observed in W and with intensity parameter $\theta > 0$. Remember that the distribution of \mathbf{X} is entirely characterized by the void probabilities $\mathbb{P}(\mathbf{X} \cap B = \emptyset) = e^{-\theta|B|}$ for any bounded $B \subset \mathbb{R}^d$. The more standard properties are: (i) $N(B)$ follows a Poisson distribution with parameter $\theta|B|$ for any bounded B . (ii) For B_1, B_2, \dots disjoint sets of \mathbb{R}^d , $N(B_1), N(B_2), \dots$ are independent random variables. Another characterization can be made using the generating function of \mathbf{X} [see, e.g., Møller and Waagepetersen (2004)]: for any function $h : \mathbb{R}^d \rightarrow [0, 1]$ setting $\exp(-\infty) = 0$

$$\mathbb{E} \prod_{u \in \mathbf{X}} h(u) = \exp\left(-\theta \int_{\mathbb{R}^d} (1 - h(u)) du\right).$$

Let \mathcal{F}_W be the σ -field on Ω generated by the points of \mathbf{X} on W . In the following, we work on $(\Omega, \mathcal{F}_W, \mathbb{P})$ and write $L^2(\Omega) = L^2(\Omega, \mathcal{F}_W, \mathbb{P})$.

2.3. *Poisson functionals and Malliavin derivative.* We introduce the following space:

$$(2.3) \quad \mathcal{S} = \left\{ F = f_0 \mathbb{1}(N(W) = 0) + \sum_{n \geq 1} \mathbb{1}(N(W) = n) f_n(X_1, \dots, X_n), \right. \\ \left. \text{with } f_0 \in \mathbb{R}, \forall n \geq 1 f_n \in L^1(W^n, \mathbb{R}) \text{ is a symmetric function} \right\}.$$

The functions f_n are called the form functions of F . Since \mathbf{X} is a Poisson point process, we have

$$(2.4) \quad \mathbb{E}[F] = e^{-\theta|W|} f_0 + e^{-\theta|W|} \sum_{n \geq 1} \frac{\theta^n}{n!} \int_{W^n} f_n(z_1, \dots, z_n) dz_1 \cdots dz_n.$$

Note that with the choice of the σ -field \mathcal{F}_W , $L^2(\Omega) = \{F \in \mathcal{S} : \mathbb{E}[F^2] < \infty\}$. For any $F \in L^2(\Omega)$, we denote the norm $\|\cdot\|_{L^2(\Omega)}$ by

$$\begin{aligned} \|F\|_{L^2(\Omega)} &= \mathbb{E}[F^2]^{1/2} \\ &= \left(e^{-\theta|W|} f_0^2 + e^{-\theta|W|} \sum_{n \geq 1} \frac{\theta^n}{n!} \int_{W^n} f_n^2(z_1, \dots, z_n) \, dz_1 \cdots dz_n \right)^{1/2}. \end{aligned}$$

In view of the expression of the norm, the convergence in $L^2(\Omega)$ is linked to the convergence of the form functions.

LEMMA 2.1. *Let $\ell \geq 1$, $F, F_\ell \in L^2(\Omega)$ and $(f_{\ell,n})$ (resp., f_n) be the form functions of the Poisson functionals F_ℓ (resp., F). We have $F_\ell \rightarrow F$ in $L^2(\Omega)$ iff*

$$\begin{aligned} &e^{-\theta|W|} |f_{\ell,0} - f_0|^2 \\ &+ e^{-\theta|W|} \sum_{n \geq 1} \frac{\theta^n}{n!} \int_{W^n} |f_{\ell,n}(z_1, \dots, z_n) - f_n(z_1, \dots, z_n)|^2 \, dz_1 \cdots dz_n \\ &\rightarrow 0 \end{aligned}$$

as $\ell \rightarrow \infty$.

The following subspace \mathcal{S}' of \mathcal{S} plays a crucial role in the sequel:

$$\begin{aligned} \mathcal{S}' = \left\{ F \in \mathcal{S} : \exists C > 0 \text{ s.t. } \forall n \geq 1, f_n \in \mathcal{C}^1(W^n, \mathbb{R}) \text{ and} \right. \\ \left. \|f_n\|_{L^\infty(W^n, \mathbb{R})} + \sum_{i=1}^n \|\nabla_{x_i} f_n\|_{L^\infty(W^n, \mathbb{R}^d)} \leq C^n \right\}. \end{aligned}$$

In particular, the definition of \mathcal{S}' ensures that $FG \in \mathcal{S}'$ whenever $F, G \in \mathcal{S}'$. We fix a real-valued function $\pi : W^2 \rightarrow \mathbb{R}^d$, referred to as the weight function in the sequel. We assume that π is bounded and that for a.e. $x \in W$, $z \mapsto \pi(z, x)$ belongs to $\mathcal{C}^1(W, \mathbb{R}^d)$. For any $x \in W$, we denote by D_x^π the following differential operator defined for any $F \in \mathcal{S}'$ by

$$(2.5) \quad D_x^\pi F = - \sum_{n \geq 1} \mathbb{1}(N(W) = n) \sum_{i=1}^n (\nabla_{x_i} f_n)(X_1, \dots, X_n) \pi(X_i, x),$$

where $\nabla_{x_i} f_n$ stands for the gradient vector of $x_i \mapsto f_n(x_1, \dots, x_{i-1}, x_i, x_{i+1}, \dots, x_n)$. The operator D^π is a Malliavin derivative operator satisfies the classical differentiation rules.

LEMMA 2.2. *Let $F, G \in \mathcal{S}'$ and $g \in \mathcal{C}_b^1(\mathbb{R}, \mathbb{R})$. Then $FG \in \mathcal{S}'$ and $g(F) \in \mathcal{S}'$ and for any $x \in W$*

$$D_x^\pi (FG) = (D_x^\pi F)G + F(D_x^\pi G) \quad \text{and} \quad D_x^\pi g(F) = g'(F)D_x^\pi F.$$

To have such rules, we had to consider a bespoke differential operator, which differs from the standard Malliavin derivative on the Poisson space [see, e.g., Privault (1994)]. Before establishing an integration by parts formula, we define the subset $\text{Dom}(D^\pi)$ of \mathcal{S}' as

$$(2.6) \quad \text{Dom}(D^\pi) = \{F \in \mathcal{S}' : \forall n \geq 1 \text{ and } z_1, \dots, z_n \in \mathbb{R}^d \\ f_{n+1}|_{z_{n+1} \in \partial W}(z_1, \dots, z_{n+1}) = f_n(z_1, \dots, z_n), f_1|_{z \in \partial W}(z) = f_0\}.$$

The notation $D^\pi F$ stands for the random field $x \in W \mapsto D_x^\pi F$. The operator D^π is defined from $\text{Dom}(D^\pi) \subset \mathcal{S}'$ on $L^2(\Omega, L^2(W, \mathbb{R}))$, where $L^2(\Omega, L^2(W, \mathbb{R}))$ is the space of random fields Y defined on W such that $\|Y\|_{L^2(\Omega, L^2(W, \mathbb{R}))} = (\mathbb{E}[\int_W |Y(x)|^2 dx])^{1/2} < \infty$.

The link between $\text{Dom}(D^\pi)$ and $L^2(\Omega)$ is presented in the next result and proved in Appendix C.1.

LEMMA 2.3. *The set $\text{Dom}(D^\pi)$ defined by (2.6) is dense in $L^2(\Omega)$.*

3. Integration by parts formula.

3.1. *Duality formula.* In this section, we aim at extending the Malliavin derivative D^π to a larger class of Poisson functionals by using density arguments. We also prove an integration by parts formula for the Malliavin derivative, involving the extension $\overline{D^\pi}$ of the operator D^π and its adjoint. We start with basic definitions of closable operators, that is, operators which can be extended by density and of the adjoint of a densely defined operator.

DEFINITION 3.1. Let H_1, H_2 be two Hilbert spaces and T be a linear operator defined from $\text{Dom}(T) \subset H_1 \rightarrow H_2$. The operator T is said to be closable if and only if for any sequence $(f_\ell) \subset \text{Dom}(T)$ such that $f_\ell \rightarrow 0$ (in H_1) and $Tf_\ell \rightarrow g$ (in H_2) then $g = 0$.

The main point is that any closable operator T from $\text{Dom}(T) \subset H_1 \rightarrow H_2$ can be extended by density. Set $\text{Dom}(\overline{T}) = \{f \in H_1, \exists (f_\ell) \in \text{Dom}(T), f_\ell \rightarrow f \text{ in } H_1 \text{ and } (Tf_\ell) \text{ converges in } H_2\}$ and define for any $f = \lim f_\ell \in \text{Dom}(\overline{T})$ with $(f_\ell) \in \text{Dom}(T)$, $\overline{T}f = \lim_{\ell \rightarrow \infty} Tf_\ell$. Then the operator \overline{T} is called the closure of T . By the closability of T , the above limit does not depend on the chosen sequence (f_ℓ) .

If we are given a linear operator T such that $\overline{\text{Dom}(T)} = H_1$, an element g of H_2 is said to belong to $\text{Dom}(T^*)$, where T^* is the adjoint of T , if for any $f \in \text{Dom}(T)$, there exists some $h \in H_1$ such that $\langle Tf, g \rangle_{H_2} = \langle f, h \rangle_{H_1}$. When such an h exists, the assumption $\overline{\text{Dom}(T)} = H_1$ ensures it is unique and given by $h = T^*g$. The following duality relation between T and T^* holds:

$$(3.1) \quad \langle Tf, g \rangle_{H_2} = \langle f, T^*g \rangle_{H_1} \quad \forall (f, g) \in \text{Dom}(T) \times \text{Dom}(T^*).$$

In the case of the Malliavin derivative, this duality relation leads to an integration by parts formula.

THEOREM 3.2 (Duality relation). *The operator D^π is closable and admits a closable adjoint δ^π from $L^2(\Omega, L^2(W, \mathbb{R}^d))$ into $L^2(\Omega)$ and the following duality relation holds:*

$$(3.2) \quad \mathbb{E} \left[\int_W D_x^\pi F \cdot V(x) \, dx \right] = \mathbb{E} [F \delta^\pi(V)]$$

$$\forall F \in \text{Dom}(D^\pi), \forall V \in \text{Dom}(\delta^\pi).$$

In particular, (3.2) extends to the case $F \in \text{Dom}(\overline{D^\pi})$, $V \in \text{Dom}(\overline{\delta^\pi})$. Let $V \in L^\infty(W, \mathbb{R})$, we define $\mathcal{V}^\pi : W \rightarrow \mathbb{R}^d$ by

$$(3.3) \quad \mathcal{V}^\pi(u) = \int_W V(x) \pi(u, x) \, dx$$

which is an element of $\mathcal{C}^1(W, \mathbb{R}^d)$. We have the following explicit expression for δ^π :

$$(3.4) \quad \delta^\pi(V) = \sum_{u \in X_W} \nabla \cdot \mathcal{V}^\pi(u) - \theta \int_W \nabla \cdot \mathcal{V}^\pi(u) \, du.$$

The proof of this result shares some similarities with [Privault and Torrisi \(2011\)](#), Proposition 4.1, and relies on the same tool, namely the standard trace theorem [see, e.g., [Evans and Gariepy \(1992\)](#)], recalled hereafter.

THEOREM 3.3. *Let B be a bounded subset of \mathbb{R}^d with Lipschitz boundary and closure $W = \overline{B}$. Let $\mathcal{V} = (\mathcal{V}_1, \dots, \mathcal{V}_d)^\top \in \mathcal{C}^1(\mathbb{R}^d, \mathbb{R}^d)$ be a vector field and $g \in \mathcal{C}^1(\mathbb{R}^d, \mathbb{R})$ be a real-valued function. Then*

$$(3.5) \quad \int_W (\nabla g)(x) \cdot \mathcal{V}(x) \, dx = - \int_W g(x) (\nabla \cdot \mathcal{V})(x) \, dx + \int_{\partial B} g(x) \mathcal{V}(x) \cdot \nu(dx),$$

where ν stands for the outer normal to ∂B . When $g \equiv 1$, we get

$$(3.6) \quad \int_W \nabla \cdot \mathcal{V}(x) \, dx = \int_{\partial W} \mathcal{V}(x) \cdot \nu(dx).$$

PROOF OF THEOREM 3.2. *Step 1: Weak duality relation.* Assume that $F \in \text{Dom}(D^\pi)$ and $V \in L^\infty(W, \mathbb{R}^d)$. Let us prove that (3.2) holds. Using standard results on Poisson processes, which are in particular justified by the fact that $F \in \text{Dom}(D^\pi)$, we get

$$\begin{aligned} & \mathbb{E} \left[\int_W D_x^\pi F \cdot V(x) \, dx \right] \\ &= -e^{-\theta|W|} \\ & \quad \times \sum_{n \geq 1} \frac{\theta^n}{n!} \sum_{i=1}^n \int_{W^n} \left(\int_W \nabla_{z_i} f_n(z_1, \dots, z_n) \cdot V(x) \pi(z_i, x) \, dx \right) dz_1 \cdots dz_n \end{aligned}$$

$$\begin{aligned}
 &= -e^{-\theta|W|} \sum_{n \geq 1} \frac{\theta^n}{n!} \sum_{i=1}^n \int_{W^{n-1}} dz_1 \cdots dz_{i-1} dz_{i+1} \cdots dz_n \\
 &\quad \times \int_W \nabla_{z_i} f_n(z_1, \dots, z_n) \cdot \mathcal{V}^\pi(z_i) dz_i.
 \end{aligned}$$

Since π, V are both bounded on W and since for a.e. $x \in W, z \mapsto \pi(z, x)$ belongs to $C^1(W, \mathbb{R})$, then $\mathcal{V}^\pi \in C^1(W, \mathbb{R})$. Hence, we can apply Theorem 3.3. Using the compatibility conditions (2.6), we deduce that for $i = 1, \dots, n$

$$\begin{aligned}
 & - \int_W \nabla_{z_i} f_n(z_1, \dots, z_n) \cdot \mathcal{V}^\pi(z_i) dz_i \\
 &= \int_W f_n(z_1, \dots, z_n) \nabla \cdot \mathcal{V}^\pi(z_i) dz_i - \int_{\partial W} f_n(z_1, \dots, z_n) \mathcal{V}^\pi(z_i) \nu_{z_i} \\
 &= \int_W f_n(z_1, \dots, z_n) \nabla \cdot \mathcal{V}^\pi(z_i) dz_i - f_{n-1}(z_1, \dots, z_{n-1}) \int_W \nabla \cdot \mathcal{V}^\pi(u) du.
 \end{aligned}$$

The last equation comes from (3.6) and the symmetry of the functions f_n . Therefore,

$$\begin{aligned}
 & \mathbb{E} \left[\int_W D_x^\pi F \cdot V(x) dx \right] \\
 &= e^{-\theta|W|} \sum_{n \geq 1} \frac{\theta^n}{n!} \times \sum_{i=1}^n \int_{W^n} f_n(z_1, \dots, z_n) \nabla \cdot \mathcal{V}^\pi(z_i) dz_1 \cdots dz_n - e^{-\theta|W|} \\
 &\quad \times \sum_{n \geq 1} \frac{\theta^n}{n!} \times n \int_{W^{n-1}} f_{n-1}(z_1, \dots, z_{n-1}) \left(\int_W \nabla \cdot \mathcal{V}^\pi(u) du \right) dz_1 \cdots dz_{n-1} \\
 &= \mathbb{E} \left[F \sum_{u \in X_W} \nabla \cdot \mathcal{V}^\pi(u) \right] \\
 &\quad - \theta e^{-\theta|W|} \left(\int_W \nabla \cdot \mathcal{V}^\pi(u) du \right) \\
 &\quad \times \sum_{n \geq 1} \frac{\theta^{n-1}}{(n-1)!} \int_{W^{n-1}} f_{n-1}(z_1, \dots, z_{n-1}) dz_1 \cdots dz_{n-1}.
 \end{aligned}$$

The last equality ensues from the invariance of the functions f_n and the stability of the domain W^{n-1} by exchanging the coordinates. Then we deduce the result.

Step 2: Extension of δ^π on a dense subset of $L^2(\Omega, L^2(W, \mathbb{R}^d))$. Validity of (3.2) on this dense subset. Remember that $L^2(\Omega, L^2(W, \mathbb{R}^d)) = L^2(\Omega) \otimes L^2(W, \mathbb{R}^d)$. Since by Lemma 2.3 $\text{Dom}(D^\pi)$ is a dense subset of $L^2(\Omega)$ and $L^\infty(W, \mathbb{R}^d)$ is a dense subset of $L^2(W, \mathbb{R}^d)$, we deduce that $L^2(\Omega, L^2(W, \mathbb{R}^d)) = \overline{\text{Dom}(D^\pi) \otimes L^\infty(W, \mathbb{R}^d)}$. Now, we extend the operator δ^π on $\text{Dom}(D^\pi) \otimes$

$L^\infty(W, \mathbb{R}^d)$ and then prove (3.2) on this dense subset of $L^2(\Omega, L^2(W, \mathbb{R}^d))$. To this end, we consider $G \in \text{Dom}(D^\pi)$, $V \in L^\infty(W, \mathbb{R}^d)$ and set

$$\delta^\pi(GV) = G\delta^\pi(V) - \int_{\mathbb{R}^d} D_x^\pi G \cdot V(x) \, dx.$$

Using the product rule, which is valid for any $F, G \in \text{Dom}(D^\pi)$, we deduce that

$$\begin{aligned} \mathbb{E}\left[G \int_W D_x^\pi F \cdot V(x) \, dx\right] &= \mathbb{E}\left[\int_W D_x^\pi(FG) \cdot V(x) \, dx - F \int_W D_x^\pi G \cdot V(x) \, dx\right] \\ &= \mathbb{E}\left[FG\delta^\pi(V) - F \int_W D_x^\pi G \cdot V(x) \, dx\right] \\ &= \mathbb{E}[F\delta^\pi(GV)]. \end{aligned}$$

The second equality comes from the duality relation (3.2) applied to FG as an element of $\text{Dom}(D^\pi)$ and V as an element of $L^\infty(W, \mathbb{R}^d)$, whereas the last equality comes from the definition of our extension of δ^π to $\text{Dom}(D^\pi) \otimes L^\infty(W, \mathbb{R}^d)$.

Step 3: Closability of the operator D^π and extension of (3.2) to $L^2(\Omega, L^2(W, \mathbb{R}^d))$. We extend (3.2) from $\text{Dom}(D^\pi) \otimes L^\infty(W, \mathbb{R}^d)$ to $L^2(\Omega, L^2(W, \mathbb{R}^d))$ by proving that the operator D^π is closable. Since $\text{Dom}(D^\pi) \otimes L^\infty(W, \mathbb{R}^d)$ is dense in $L^2(\Omega, L^2(W, \mathbb{R}^d))$, Theorem 3.4 justifies the extension of the duality relation (3.2) to $\text{Dom}(\overline{D^\pi}) \times \text{Dom}(\overline{\delta^\pi})$ as stated in Theorem 3.2.

To prove that D^π is closable, we consider a sequence of elements $(F_\ell) \in \text{Dom}(D^\pi)$ such that $F_\ell \rightarrow 0$ in $L^2(\Omega)$. Assume also that $D^\pi F_\ell \rightarrow U$ for some U in $L^2(\Omega, L^2(W, \mathbb{R}^d))$. We need to prove that $U = 0$, which is done using the following computations for any $G \in \text{Dom}(D^\pi)$ and any $V \in L^\infty(W, \mathbb{R}^d)$

$$\begin{aligned} &\left| \mathbb{E}\left[\int_W U(x)GV(x) \, dx\right] \right| \\ &\leq \left| \mathbb{E}[F_\ell\delta^\pi(GV)] - \mathbb{E}\left[\int_{\mathbb{R}^d} U(x)GV(x) \, dx\right] \right| + |\mathbb{E}[F_\ell\delta^\pi(GV)]| \\ &\leq \left| \mathbb{E}\left[G \int_W D_x^\pi F_\ell \cdot V(x) \, dx\right] - \mathbb{E}\left[G \int_W U(x)V(x) \, dx\right] \right| + |\mathbb{E}[F_\ell\delta^\pi(GV)]| \\ &\leq \|G\|_{L^2(\Omega)} \left\| \int_W (D_x^\pi F_\ell - U(x)) \cdot V(x) \, dx \right\|_{L^2(\Omega)} \\ &\quad + \|F_\ell\|_{L^2(\Omega)} \|\delta^\pi(GV)\|_{L^2(\Omega)} \\ &\leq \|G\|_{L^2(\Omega)} \|V\|_{L^2(W, \mathbb{R}^d)} \|D_x^\pi F_\ell - U(x)\|_{L^2(\Omega, L^2(W, \mathbb{R}^d))} \\ &\quad + \|F_\ell\|_{L^2(\Omega)} \|\delta^\pi(GV)\|_{L^2(\Omega)}. \end{aligned}$$

The conclusion ensues from Theorem 7 of Chapter 2 of Birman and Solomjak (1987), which is rephrased in Theorem 3.4 for the sake of completeness. Equation (3.2) is recovered by applying Theorem 3.4 with $T^* = \delta^\pi$, $T = D^\pi$, $H_1 = L^2(\Omega, L^2(W, \mathbb{R}))$ and $H_2 = L^2(\Omega)$. \square

THEOREM 3.4. *Let H_1, H_2 be two Hilbert spaces and T be a linear operator defined from $\text{Dom}(T) \subset H_1 \rightarrow H_2$. Assume that $\overline{\text{Dom}(T)} = H_1$. Then, $\text{Dom}(T^*) = H_2$ if and only if T is closable. In this case, T^{**} exists and coincides with \overline{T} . Then, (3.1) can be extended as follows: $\langle f, T^*g \rangle_{H_1} = \langle \overline{T}f, g \rangle_{H_2}$, $\forall (f, g) \in \text{Dom}(\overline{T}) \times \text{Dom}(T^*)$.*

For any $F \in \text{Dom}(D^\pi)$ and any $V \in L^2(\Omega, L^2(W, \mathbb{R}^d))$, we define the operator $\nabla^{\pi, V} : \text{Dom}(D^\pi) \rightarrow \mathbb{R}$ by

$$\begin{aligned}
 (3.7) \quad \nabla^{\pi, V} F &= \int_W D_x^\pi F \cdot V(x) \, dx \\
 &= - \sum_{n \geq 1} \mathbb{1}(N(W) = n) \sum_{i=1}^n \nabla_{x_i} f_n(X_1, \dots, X_n) \cdot \mathcal{V}^\pi(X_i).
 \end{aligned}$$

Note that the closability of D^π implies the one of the operator $\nabla^{\pi, V}$. For the reader’s convenience, we will use the same notation to denote the operators $\nabla^{\pi, V}$, δ^π and their closures.

3.2. A specific choice for π and V . In this section, we focus on a specific choice of functions π and V leading to a specific definition of the gradient of a Poisson functional. This choice is guided by two important remarks. First, Lemma 3.5 will underline that the key ingredient to derive a superefficient estimator is to define a gradient $\nabla^{\pi, V}$ such that

$$(3.8) \quad \mathbb{E}[\nabla^{\pi, V} F] = \mathbb{E}[F(N(W) - \theta|W)].$$

From (3.7) and Theorem 3.2, this is achieved if $\nabla \cdot \mathcal{V}^\pi \equiv 1$. Second, to agree with the isotropic nature of the homogeneous Poisson point process, it is natural to define a Stein estimator being also isotropic. As pointed out by Proposition 4.2, this can be achieved by defining a Malliavin derivative which transforms an isotropic Poisson functional into an isotropic Poisson functional at any point. We do not want to go into these details right now but Lemma 4.4 suggests to require that both π and V be isotropic. Now, we detail a pair of functions (π, V) satisfying the above requirements.

PROPOSITION 3.5. *Let $(V_m)_{1 \leq m \leq d}$ be an orthonormal family of bounded functions of $L^2(W, \mathbb{R})$. For any $x, y \in \mathbb{R}^d$, set $V(x) = d^{-1/2}(V_1(x), \dots, V_d(x))^\top$ and $\pi(y, x) = y^\top V(x)$. Then, $\mathcal{V}^\pi(y) = y/d$, which implies that $\nabla \cdot \mathcal{V}^\pi \equiv 1$. With the above choices, we simply denote $\mathcal{V} = \mathcal{V}^\pi$, $D = D^\pi$, $\nabla = \nabla^{\pi, V}$. From (3.7), we deduce that*

$$(3.9) \quad \nabla F = -\frac{1}{d} \sum_{n \geq 1} \mathbb{1}(N(W) = n) \sum_{i=1}^n \nabla_{x_i} f_n(X_1, \dots, X_n) \cdot X_i.$$

Finally, for any $F \in \text{Dom}(\overline{D})$, (3.8) holds.

PROOF. By definition, we have for any $y = (y_1, \dots, y_d)^\top \in \mathbb{R}^d$ and any $m \in \{1, \dots, d\}$

$$\begin{aligned} \mathcal{V}_m(y) &= \int_{\mathbb{R}^d} V_m(x)\pi(y, x) \, dx = d^{-1} \int_W \left(\sum_{m'} y_{m'} V_{m'}(x) \right) V_m(x) \, dx \\ &= d^{-1} \int_W \left(\sum_{m'} y_{m'} V_{m'}(x) V_m(x) \right) \, dx = d^{-1} \int_W y_m V_m^2(x) \, dx = y_m/d. \end{aligned}$$

Plugging this result in equation (3.7) yields (3.9). Equation (3.8) can be extended to $\text{Dom}(\overline{D})$ using the closability of the operator ∇ , which follows from the one of $\nabla^{\pi, V}$ in the general case. \square

Again, we want to stress the fact that other choices of pairs of functions (π, V) may lead to (3.8) like the simple choice $V(x) = (d|W|)^{-1/2}(1, \dots, 1)^\top \mathbb{1}(x \in W)$ and $\pi(y, x) = y^\top V(x)$. However, the gradient derived from this choice would not preserve the isotropy of an isotropic Poisson functional anymore and would lead to technical difficulties especially in the formulation of (4.13) in Lemma 4.4, which should take into account the jumps induced by the discontinuity of the form functions.

3.3. *Comparison with alternative versions of the Malliavin derivative.* To finish this section, we give some insights into an alternative version of the Malliavin derivative also leading to an integration by parts formula of the form (3.2) but with unfortunately more restrictive assumptions on the possible functions \mathcal{V} . We refer to [Albeverio, Kondratiev and Röckner \(1996, 1998\)](#) and [Prat and Privault \(1999\)](#), Section 8, for more details on what follows. We briefly summarize their approach for a Poisson point process lying in \mathbb{R}^d . The authors consider the class of smooth cylindrical Poisson functionals of the form

$$F = f\left(\sum_{u \in X_W} \varphi_1(u), \dots, \sum_{u \in X_W} \varphi_p(u)\right),$$

where p is an integer, f is an infinitely differentiable and bounded function on W and $\varphi_1, \dots, \varphi_p$ are infinitely differentiable on W , all compactly supported with $\text{supp}(\varphi_i) \subset \overset{\circ}{W}$ for any $i = 1, \dots, p$.

Then, for any $u \in W$, the Malliavin derivative of F at u is defined by

$$\tilde{D}_u F = \sum_{i=1}^p \partial_i f\left(\sum_{v \in X_W} \varphi_1(v), \dots, \sum_{v \in X_W} \varphi_p(v)\right) \nabla \varphi_i(u).$$

Let $\mathcal{V} : W \rightarrow \mathbb{R}^d$ be an infinitely differentiable function with $\text{supp}(\mathcal{V}) \subset \overset{\circ}{W}$. Then the following formula holds [see [Prat and Privault \(1999\)](#), equation (8.5.6)]

$$(3.10) \quad \mathbb{E}[\tilde{\nabla} F] = \mathbb{E}\left[F\left(\sum_{u \in X_W} \nabla \cdot \mathcal{V}(u) - \theta \int_W \nabla \cdot \mathcal{V}(u) \, du\right)\right]$$

with $\tilde{\nabla} F = \sum_{u \in X_W} \tilde{D}_u F \cdot \mathcal{V}(u)$.

The two integration by parts formulae (3.2) and (3.10) look very similar although the gradient operators are completely different. However, the constraint on \mathcal{V} to obtain (3.10) prevents us from taking \mathcal{V} such that $\nabla \cdot \mathcal{V} \equiv 1$ on W , which is crucial to get (3.8).

4. Stein estimator.

4.1. *Main results.* The maximum likelihood estimator of the intensity θ of the spatial Poisson point process \mathbf{X} observed on W is given by $\hat{\theta}_{\text{MLE}} = N(W)/|W|$ [see, e.g., Møller and Waagepetersen (2004)]. In this section, we propose a Stein estimator derived from the maximum likelihood estimator of the form

$$(4.1) \quad \hat{\theta} = \hat{\theta}_{\text{MLE}} + \frac{1}{|W|} \zeta = \frac{1}{|W|} (N(W) + \zeta),$$

where the choice of the isotropic Poisson functional ζ is discussed below. We aim at building an estimator with smaller mean squared error than the maximum likelihood estimator. By applying Proposition 3.5, we can link the mean squared errors of these two estimators.

LEMMA 4.1. *Let $\zeta \in \text{Dom}(\bar{D})$. Consider $\hat{\theta}$ defined by (4.1). Then*

$$(4.2) \quad \text{MSE}(\hat{\theta}) = \text{MSE}(\hat{\theta}_{\text{MLE}}) + \frac{1}{|W|^2} (\mathbb{E}[\zeta^2] + 2\mathbb{E}[\nabla \zeta]).$$

PROOF. By definition,

$$\begin{aligned} \text{MSE}(\hat{\theta}) &= \mathbb{E} \left[\left(\hat{\theta}_{\text{MLE}} + \frac{1}{|W|} \zeta - \theta \right)^2 \right] \\ &= \text{MSE}(\hat{\theta}_{\text{MLE}}) + \frac{1}{|W|^2} (\mathbb{E}[\zeta^2] + 2\mathbb{E}[\zeta(N(W) - \theta|W)]). \end{aligned}$$

Since $\zeta \in \text{Dom}(\bar{D})$, we can apply (3.8) with $F = \zeta$ to deduce (4.2). \square

Now, we consider a random variable ζ written as $\zeta = \zeta_0 \mathbb{1}(N(W) = 0) + \nabla \log(F)$ where ζ_0 is a constant (possibly zero) and F an almost surely positive Poisson functional belonging to \mathcal{S} . Both ζ_0 and F are adjusted such that $\zeta \in \text{Dom}(\bar{D})$. Using Lemma 2.2, we can follow the initial calculations of Stein (1981), also used in Privault and Réveillac (2009), to deduce that $\nabla \log F = \nabla F / F$ and $\nabla \sqrt{F} = \nabla F / (2\sqrt{F})$. Using Lemma 2.2, we establish the key relations

$$\nabla \nabla \log F = \frac{F \nabla \nabla F - (\nabla F)^2}{F^2} \quad \text{and} \quad \nabla \nabla \sqrt{F} = \frac{2\sqrt{F} \nabla \nabla F - (\nabla F)^2 / \sqrt{F}}{4F}$$

leading to

$$(4.3) \quad 2\nabla \nabla \log F + \left(\frac{\nabla F}{F} \right)^2 = 4 \frac{\nabla \nabla \sqrt{F}}{\sqrt{F}}.$$

By combining (4.2) and (4.3), we obtain the following result.

PROPOSITION 4.2. *Let $\zeta_0 \in \mathbb{R}$ and F be an almost surely positive Poisson functional such that $F, \nabla F$ and $\zeta = \zeta_0 \mathbb{1}(N(W) = 0) + \nabla \log(F) \in \text{Dom}(\overline{D})$. Then the estimator $\widehat{\theta}$ defined from ζ by (4.1) satisfies*

$$(4.4) \quad \text{MSE}(\widehat{\theta}) = \text{MSE}(\widehat{\theta}_{\text{MLE}}) + \frac{1}{|W|^2} \left(\zeta_0^2 e^{-\theta|W|} + 4\mathbb{E} \left(\frac{\nabla \nabla \sqrt{F}}{\sqrt{F}} \right) \right).$$

Proposition 4.2 gives a similar result to Privault and Réveillac (2009), Proposition 4.1, for one-dimensional Poisson point processes. As a consequence of Proposition 4.2, the Stein estimator given by (4.1) will be more efficient than the maximum likelihood estimator if we manage to find F and ζ_0 satisfying the conditions of Proposition 4.2 and such that $\zeta_0^2 e^{-\theta|W|} + 4\mathbb{E}(\nabla \nabla \sqrt{F} / \sqrt{F}) < 0$. This is investigated in the next section.

4.2. *A class of Stein estimators on the d -dimensional Euclidean ball.* In this section, we focus on the case where W is the d -dimensional Euclidean closed ball with center 0 and radius w , denoted $\overline{B}(0, w)$ in the following. Without loss of generality, we can restrict to the case $w = 1$. We combine Proposition 4.2 and the isotropic Malliavin derivative defined in Section 2 to build a large class of isotropic Stein estimators. We need some additional notation. Let $n \geq 1, 1 \leq k \leq n$ and let $x_1, \dots, x_n \in W$, we define $x_{(k),n}$ by induction as follows:

$$x_{(1),n} = \arg \min_{u \in \{x_1, \dots, x_n\}} \|u\|^2,$$

$$x_{(k),n} = \arg \min_{u \in \{x_1, \dots, x_n\} \setminus \{x_{(1),n}, \dots, x_{(k-1),n}\}} \|u\|^2.$$

The point $x_{(k),n}$ is the k th closest point of $\{x_1, \dots, x_n\}$ to zero. Similarly, we denote by $X_{(k)}$ the k th closest point of \mathbf{X} to zero. Note that, the point $X_{(k)}$ may lie outside W depending on the value of $N(W)$ for the given realization. We are also given some function $\varphi \in \mathcal{C}^2([0, 1], \mathbb{R}^+)$ satisfying the two following additional properties:

$$(\mathcal{P}) \quad \inf_{t \in [0,1]} \varphi(t) > 0 \quad \text{and} \quad \varphi'(1) = 0.$$

Then the Poisson functional involved in the definition of our Stein estimator writes

$$(4.5) \quad \sqrt{F_k} = \sum_{n \geq k} \mathbb{1}(N(W) = n) g_{k,n}(X_1, \dots, X_n) + \varphi(1) \mathbb{1}(N(W) < k),$$

where for $x_1, \dots, x_n \in W$ and $n \geq k \geq 1$

$$(4.6) \quad g_{k,n}(x_1, \dots, x_n) = \varphi(\|x_{(k),n}\|^2)$$

for a function φ satisfying (\mathcal{P}) . In other words, we focus on functionals $F \in \mathcal{S}'$ such that

$$(4.7) \quad \sqrt{F_k} = \sum_{n \geq k} \mathbb{1}(N(W) = n) \varphi(\|X_{(k),n}\|^2) + \varphi(1) \mathbb{1}(N(W) < k)$$

from which we build our main result.

PROPOSITION 4.3. *Let $k \geq 1$. Let $\varphi \in \mathcal{C}^2([0, 1], \mathbb{R}^+)$ satisfying (\mathcal{P}) . Define F_k from φ as in (4.7). Then $\zeta_k = \nabla \log F_k$ is an element of $\text{Dom}(\overline{D})$. Moreover, the Stein estimator, its mean squared error and its gain with respect to the maximum likelihood estimator are given by*

$$(4.8) \quad \widehat{\theta}_k = \widehat{\theta}_{\text{MLE}} - \frac{4}{d|W|} \frac{Y_{(k)} \varphi'(Y_{(k)})}{\varphi(Y_{(k)})},$$

$$(4.9) \quad \text{MSE}(\widehat{\theta}_k) = \text{MSE}(\widehat{\theta}_{\text{MLE}}) - \frac{16}{d^2|W|^2} \mathbb{E}[\mathcal{G}(Y_{(k)})],$$

$$(4.10) \quad \text{Gain}(\widehat{\theta}_k) = \frac{\text{MSE}(\widehat{\theta}_{\text{MLE}}) - \text{MSE}(\widehat{\theta}_k)}{\text{MSE}(\widehat{\theta}_{\text{MLE}})} = \frac{16}{\theta d^2|W|} \mathbb{E}[\mathcal{G}(Y_{(k)})],$$

where

$$(4.11) \quad Y_{(k)} = 1 + (\|X_{(k)}\|^2 - 1) \mathbb{1}(\|X_{(k)}\| \leq 1) = \begin{cases} \|X_{(k)}\|^2, & \text{if } \|X_{(k)}\| \leq 1, \\ 1, & \text{otherwise} \end{cases}$$

and $\mathcal{G}(t) = -t(\varphi'(t) + t\varphi''(t))/\varphi(t)$.

Proposition 4.3 reveals the interest of the Poisson functional F_k given by (4.7). We obtain isotropic estimators of θ depending only on $\|X_{(k)}\|^2$. It is worth mentioning that the distribution of $\|X_{(k)}\|^2$ is well known for a homogeneous Poisson point process (see Lemma 5.1). This allows us to derive efficient and fast estimates of $\mathbb{E}[\mathcal{G}(Y_{(k)})]$ which can then be optimized w.r.t. the different parameters. This is studied in more detail in Section 5.

The proof of Proposition 4.3 requires first to compute the gradient of the functions $g_{k,n}$ given by (4.6), and second to ensure that $\sqrt{F_k}$ belongs to $\text{Dom}(\overline{D})$. To this end, we use the following lemma.

LEMMA 4.4. *Let $H^1([0, 1], \mathbb{R})$ be the Sobolev space defined by (A.1) and let $\Psi \in H^1([0, 1], \mathbb{R})$. Then*

$$(4.12) \quad G_k = \sum_{n \geq k} \mathbb{1}(N(W) = n) \Psi(\|X_{(k),n}\|^2) + \Psi(1) \mathbb{1}(N(W) < k) \in \text{Dom}(\overline{D})$$

and

$$(4.13) \quad \nabla G_k = -\frac{2}{d} \sum_{n \geq k} \mathbb{1}(N(W) = n) \|X_{(k),n}\|^2 \Psi'(\|X_{(k),n}\|^2).$$

The proof of Lemma 4.4 being quite technical, we postpone it to Appendix B. Here, we only present the key ideas sustaining it.

SKETCH OF THE PROOF OF LEMMA 4.4. Let $n \geq k$ and $x_{n+1} \in \partial W$, that is, $\|x_{n+1}\| = 1$, we have $x_{(k),n+1} = x_{(k),n}$ and $\Psi(\|x_{(k),n+1}\|^2) = \Psi(\|x_{(k),n}\|^2)$, which is exactly the compatibility condition which has to be satisfied for $n \geq k$ by the form functions of Poisson functionals belonging to \mathcal{S}' . When $n = k - 1$ and $x_{n+1} = x_k \in \partial W$, that is, $\|x_k\| = 1$, we still have $x_{(k),k} = x_k$ and $\Psi(\|x_{(k),k}\|^2) = \Psi(1)$. Since for $n < k$, the forms functions are all equal to the constant function $\Psi(1)$, the compatibility conditions also hold for $n = k - 1$ and $n < k - 1$.

At any point (x_1, \dots, x_n) such that $(x_1, \dots, x_n) \mapsto \|x_{(k),n}\|^2$ is differentiable, the definition of the Malliavin derivative and the usual chain rule easily lead to (4.13). Note that even if $\Psi \in \mathcal{C}^1(W, \mathbb{R})$, the functional G_k may not belong to $\text{Dom}(D)$ since its form functions are not differentiable everywhere. Indeed for any $n \geq 1$, $(x_1, \dots, x_n) \mapsto \|x_{(k),n}\|^2$ is not differentiable at any point (x_1, \dots, x_n) such that for some $i \neq j$, $\|x_i\| = \|x_j\| = \|x_{(k),n}\|$. In Lemma 4.4, we prove a weaker assertion, namely that $G_k \in \text{Dom}(\overline{D})$, which means that G_k can be obtained as the limit of Poisson functionals of $\text{Dom}(D)$. Then the proof of Lemma 4.4 relies on the density results stated in Appendix C. \square

PROOF OF PROPOSITION 4.3. By definition,

$$\log F_k = 2 \sum_{n \geq k} \mathbb{1}(N(W) = n) \log \varphi(\|X_{(k),n}\|^2) + \log \varphi(1) \mathbb{1}(N(W) < k).$$

Since φ is a continuously differentiable function, we can easily check that $\Psi \in H^1([0, 1])$. So Lemma 4.4 can be applied to $\Psi = \log \varphi$ and $G_k = \log(F_k)$. Hence, $\log F_k \in \text{Dom}(\overline{D})$ and

$$\begin{aligned} \zeta_k &= \nabla \log F_k \\ &= -\frac{4}{d} \sum_{n \geq k} \mathbb{1}(N(W) = n) \|X_{(k),n}\|^2 \frac{\varphi'(\|X_{(k),n}\|^2)}{\varphi(\|X_{(k),n}\|^2)}. \end{aligned}$$

Then we derive the explicit expression of $\widehat{\theta}_k$ given by (4.8). We also deduce that $\zeta_k = \nabla \log F_k \in \text{Dom}(\overline{D})$ by applying once more Lemma 4.4 with $\Psi(t) = t\varphi'(t)/\varphi(t)$, which also satisfies the required properties thanks to the smoothness of φ' . In view of Proposition 4.2, we estimate $\nabla \nabla \sqrt{F_k} / \sqrt{F_k}$ to derive (4.9). From (4.5) and (4.6), $\sqrt{F_k}$ also satisfies the assumptions of Lemma 4.4 with $\Psi = \varphi$. Hence, $\sqrt{F_k} \in \text{Dom}(\overline{D})$ and

$$\nabla \sqrt{F_k} = -\frac{2}{d} \sum_{n \geq k} \mathbb{1}(N(W) = n) \|X_{(k),n}\|^2 \varphi'(\|X_{(k),n}\|^2).$$

The conclusion ensues by applying Lemma 4.4 to $G_k = \nabla\sqrt{F_k}$ with $\Psi(t) = -2t\varphi'(t)/d$ and we obtain the following formulae:

$$\begin{aligned} & \nabla\nabla\sqrt{F_k} \\ &= \frac{4}{d^2} \sum_{n \geq k} \mathbb{1}(N(W) = n) [\|X_{(k),n}\|^2 \varphi'(\|X_{(k),n}\|^2) + \|X_{(k),n}\|^4 \varphi''(\|X_{(k),n}\|^2)], \\ & \frac{\nabla\nabla\sqrt{F_k}}{\sqrt{F_k}} \\ &= \frac{4}{d^2} \sum_{n \geq k} \mathbb{1}(N(W) = n) \frac{[\|X_{(k),n}\|^2 \varphi'(\|X_{(k),n}\|^2) + \|X_{(k),n}\|^4 \varphi''(\|X_{(k),n}\|^2)]}{\varphi(\|X_{(k),n}\|^2)}. \end{aligned}$$

Then (4.9) follows from the last equality, while (4.10) is directly deduced from (4.9). \square

5. Numerical experiments. We underline that it is impossible to find a function φ satisfying (\mathcal{P}) and such that $\mathcal{G}(t)$ defined by (4.10) is positive for any $t \in [0, 1]$. In this section, we analyze two examples for which we can obtain positive gain even though \mathcal{G} is not positive everywhere. Then we conduct a numerical and simulation study where, in particular, we show that in many practical situations we can get a gain larger than 30%.

Before this, we should notice that the mean squared error and the gain of our new estimators $\hat{\theta}_k$ only depend on the distribution of $\|X_{(k)}\|^2$. The following result shows that expectations involving this random variable can be computed directly without sampling a Poisson point process, which speeds up the simulations a lot.

LEMMA 5.1. *Let $k \geq 1$, the density of $\|X_{(k)}\|^2$ is given by*

$$f_{\|X_{(k)}\|^2}(t) = \frac{d}{2} v_d \theta t^{-1} e^{v_d \theta t^{d/2}} \frac{(v_d \theta t^{d/2})^{k-1}}{(k-1)!} \mathbb{1}(t \geq 0),$$

where $v_d = \pi^{d/2} \Gamma(d/2 + 1) w^d$ is the volume of $\overline{B}(0, w)$. Moreover, for any positive measurable function $h : \mathbb{R}^+ \rightarrow \mathbb{R}^+$, we have $\mathbb{E}(h(\|X_{(k)}\|^2)) = \mathbb{E}(h(Z^{2/d}))$ where Z is a real-valued random variable following a Gamma distribution with shape k and rate $v_d \theta$.

5.1. *First example.* Let $\kappa > 0$ and $\gamma \in (0, 1/2)$, we define for $t \in [0, 1]$

$$(5.1) \quad \varphi(t) = (1-t)(\chi_{[0,1-\gamma]} * \psi)(t) + \kappa,$$

where for any measurable set A , $\chi_A = \mathbb{1}(t \in A)$ denotes the characteristic function of the set A and the star $*$ stands for the convolution product. The Schwartz function [see, e.g., Hörmander (2003)] $\psi : [-1, 1] \rightarrow \mathbb{R}^+$, defined by

$$\psi(t) = c \exp\left(-\frac{1}{1-|t|}\right) \quad \text{with } c \text{ such that } \int_0^1 \psi(t) dt = 1$$

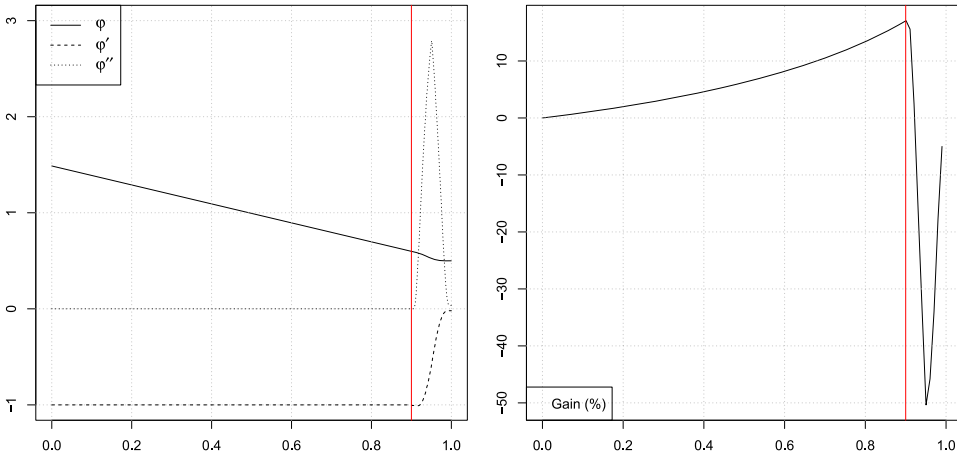


FIG. 1. Plots of $\varphi, \varphi', \varphi''$ and \mathcal{G} for the function φ defined by (5.1) with $\kappa = 0.5$ and $\gamma = 0.05$. The vertical line indicates the value $1 - 2\gamma = 0.9$ before which the function φ is linear.

satisfies $\psi \geq 0$ and $\psi^{(m)}(\pm 1) = 0$ for any $m \geq 0$, which implies that φ satisfies (\mathcal{P}) . The main interest of this function is that for any $t \in [0, 1 - 2\gamma]$, $\varphi(t) = 1 - t + \kappa$, $\varphi'(t) = -1$ and $\varphi''(t) = 0$ which leads to $\mathcal{G}(t) = t/(1 - t + \kappa) \geq 0$ for any $t \in [0, 1 - 2\gamma]$. Figure 1 illustrates this function φ with $\kappa = 0.5$ and $\gamma = 0.05$. We can observe that $\mathcal{G}(t) \geq 0$ for $t \leq 0.9$ but $\mathcal{G}(t)$ can be highly negative for $t > 0.9$. Note also that the smaller γ , the more negative \mathcal{G} . This highlights the danger of Example 1. From a practical point of view, the best choice would be to tune the integer k such that $\|X_{(k)}\|^2$ often lies in a region in which \mathcal{G} is high, however, this region is quite small and the function \mathcal{G} decreases quickly outside of it and takes highly negative values, which may yield to negative gains in the end. On the contrary, if reasonable values are chosen for γ and k is small then there is hardly no chance that $\|X_{(k)}\|^2 > 1 - 2\gamma$ but the corresponding gain value remains very small. This first example shares some similarities with the estimator proposed by Privault and Réveillac (2009) in the case $d = 1$, see Section 5.4.

5.2. *Second example.* Let $\kappa \geq 2$ and $\gamma \in \mathbb{R}$, we define for $t \in [0, 1]$

$$(5.2) \quad \varphi(t) = \exp(\gamma(1 - t)^\kappa).$$

We can easily check that the property (\mathcal{P}) holds for any $\kappa \geq 2$. The main advantage of this function is that the gain function has a “power” shape. For instance, when $\kappa = 2$, $\mathcal{G}(t) = 2\gamma t(1 - 2t - 2\gamma t(1 - t)^2)$. For any value of κ , we can show that there exists a unique $t_0 \in (0, 1)$ such that $\mathcal{G}(t_0) = 0$ and such that $\text{sign}(\mathcal{G}) = \text{sign}(\gamma)$ for $t \in [0, t_0)$ and $\text{sign}(\mathcal{G}) = \text{sign}(-\gamma)$ for $t \in (t_0, 1]$. Figure 2 illustrates this function. The top-right figure reveals the interest of Example 2. It shows that when k is chosen large enough, then $\|X_{(k)}\|^2 > t_0$ very often and, therefore, $\mathcal{G}(t)$ is quite large.

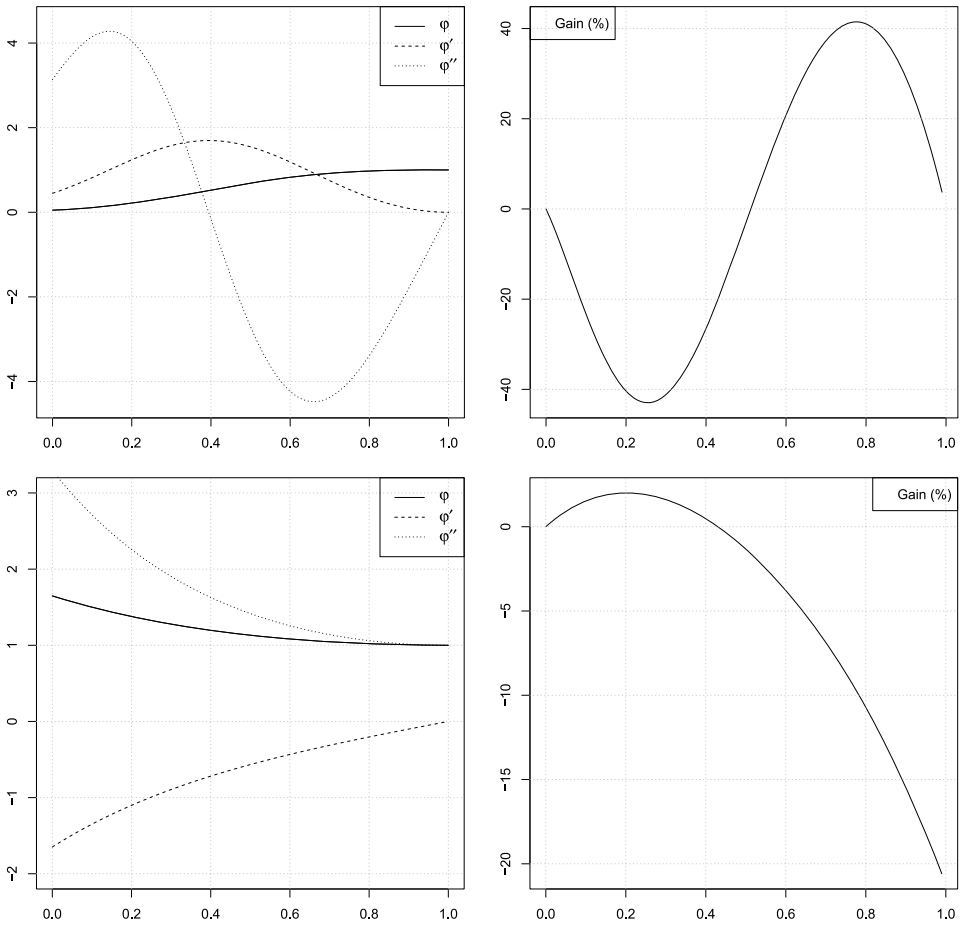


FIG. 2. Plots of $\varphi, \varphi', \varphi''$ and \mathcal{G} for the function φ defined by (5.2). The parameters κ and γ are equal to 3 and -3 for the top figures and to 2 and 0.5, respectively, for the bottom figures.

The latter comment is the main reason why among these two examples (and many others we have tried) the exponential function (5.2) produces the best and the most stable empirical results. Thus, we only focus on this case in the following. With this choice for the function φ , the Stein estimator writes

$$(5.3) \quad \hat{\theta}_k = \hat{\theta}_{MLE} + \frac{4d}{|W|} \gamma \kappa Y_{(k)} (1 - Y_{(k)})^{\kappa-1},$$

where $Y_{(k)}$ is given by (4.11).

5.3. *Optimization of the gain and a first simulation study.* Before optimizing the parameters k, κ and γ , we first want to check the integration by parts formula. For $k = 10, 20, 50$ and 80 (and for specific parameters κ and γ we do not comment upon for now), we represent in Figure 3 the empirical and theoretical gains

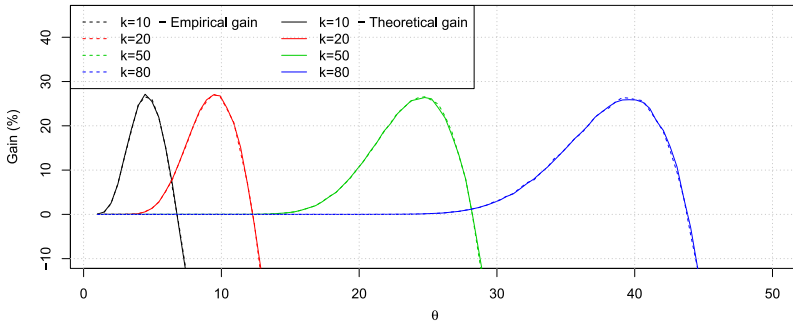


FIG. 3. Empirical and Monte-Carlo approximations of the theoretical gain in terms of θ for the exponential family (5.2). For $k = 10, 20, 50, 80$, the parameters κ and γ are chosen to optimize the theoretical gain for $\theta = 5, 10, 25, 40$, respectively. The results are based on $m = 50,000$ replications of Poisson point processes in the two-dimensional Euclidean ball $\bar{B}(0, 1)$. The Monte-Carlo approximation of (5.4) is also based on $m = 500,000$ samples.

computed by the Monte-Carlo approximation of (4.10) based on 50,000 replications of Poisson point processes in the two-dimensional Euclidean ball. We clearly observe that the empirical gain perfectly fits the one computed from (4.10). The second observation is that k, κ and γ need appropriate tuning, otherwise the gain can become highly negative. For instance, when $k = 20$ and $\theta = 20$ (and κ, γ chosen as specified in the caption of Figure 3) the gain reaches the value -200% .

For the exponential function φ given by (5.2), the gain function writes

$$\mathcal{G}(t; \kappa; \gamma) = \gamma \kappa t (1 - t)^{\kappa-1} - \gamma^2 \kappa^2 t^2 (1 - t)^{2(\kappa-1)} - t^2 \gamma \kappa (\kappa - 1) (1 - t)^{\kappa-2}.$$

Now, we explain how we can compute $\arg \max_{(k, \gamma, \kappa)} \mathbb{E}(\mathcal{G}(Y_k; \kappa; \gamma))$. First, note that solving the equation $\frac{\partial}{\partial \gamma} \mathcal{G}(t; \kappa; \gamma) = 0$ leads to an explicit formula for the optimal choice of the parameter γ

$$\gamma^* = \frac{\mathbb{E}(Y_k(1 - Y_k)^{\kappa-1} - Y_k^2(\kappa - 1)(1 - Y_k)^{\kappa-2})}{\mathbb{E}(2\kappa Y_k^2(1 - Y_k)^{2(\kappa-1)})}.$$

Plugging this value back in the formula of the gain leads to

$$(5.4) \quad \mathbb{E}(\mathcal{G}(Y_k; \kappa; \gamma^*)) = \frac{\mathbb{E}(Y_k(1 - Y_k)^{\kappa-2}(1 - \kappa Y_k))}{\mathbb{E}(Y_k^2(1 - Y_k)^{2(\kappa-1)})}.$$

Second, we compute numerically $\arg \max_{\kappa} \mathbb{E}(\mathcal{G}(Y_k; \kappa; \gamma^*))$. To do so, we rely on deterministic optimization techniques after replacing the expectation by a sample average; we refer the reader to Rubinstein and Shapiro (1993) for a review on sample average approximation. Note that the random variable Y_k can be sampled very efficiently by using Lemma 5.1 and (4.11).

In Figure 4, we chose different values of k and optimized, w.r.t. κ and γ for every value of θ , the theoretical gain (4.10) computed by Monte-Carlo approximations. The plots are presented in terms of θ (when $d = 2$). For a fixed value of k ,

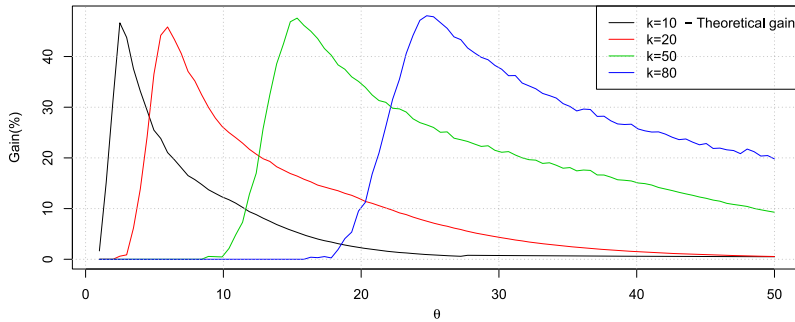


FIG. 4. Monte-Carlo approximation of the theoretical gain for the exponential family (5.2). For each value of k and θ , the parameters κ and γ are chosen to optimize the theoretical gain. The Monte-Carlo approximations of (5.4) are based on $m = 50,000$ replications of Poisson point processes in the two-dimensional Euclidean ball $\overline{B}(0, 1)$.

we observe that when γ and κ are correctly adjusted the gain is always positive for any θ . Still, the choice of k is very sensitive to the value of θ and also needs to be optimized to reach the highest gain. This has been done in Table 1, in which we present a first simulation study. We investigate the gains for different values of d and θ . For any θ and d , we chose

$$(k^*, \gamma^*, \kappa^*) = \arg \max_{(k, \gamma, \kappa)} \text{Gain}(\widehat{\theta}_k).$$

Our experience is that interesting choices for k are values close to the number of points, say n . Therefore, the optimization has been done for $k \in \{[0.75n], \dots, [1.2n]\}$. Such an optimization is extremely fast. Using 50,000 samples to approximate (4.10) with the help of Lemma 5.1, it takes less than two seconds to find the optimal parameters when $d = 3$ and $\theta = 40$. The empirical results presented in Table 1 are based on 50,000 replications. We report the empirical means, standard deviations, MSE for both the MLE and the “optimized” Stein estimator and finally the empirical gain. The average number of points in $\overline{B}(0, 1)$ equals to $\theta|W|$ with $|W| = 2, 3.14, 4.19$ approximately. The first three columns allow us to recover that the MLE is unbiased with variance (and thus MSE) equal to $\theta/|W|$. Then we observe that our Stein estimator is always negatively biased. This can be seen from (5.3) since the optimal value γ^* is always negative. We point out that the standard deviation is considerably reduced which enables us to obtain empirical gain between 43% and 48% for the cases considered in the simulation.

5.4. Comparison with Privault–Réveillac’s estimator in the case $d = 1$. In this section, we focus on the case $d = 1$ and we aim at comparing the performance of our estimator with the one proposed by Privault and Réveillac (2009) and denoted $\widehat{\theta}_{\text{PR}}$ for the sake of conciseness. As underlined previously, $\widehat{\theta}_{\text{PR}}$ shares some similarities with our first example. The main difference comes from the fact that, even in

TABLE 1

Empirical means, standard deviations (s.d.), mean squared errors (m.s.e.) of MLE estimators and STEIN estimators of the intensity parameter of Poisson point processes observed in the d -dimensional Euclidean ball $\bar{B}(0, 1)$. The results are based on $m = 50,000$ replications. The Stein estimator is based on the exponential function. For each θ and d , the parameters κ, γ and the k th nearest-neighbor are optimized to maximize the theoretical gain. The column k^* reports the optimal nearest-neighborhood. Finally, the last column reports the gain of m.s.e. in percentage of the Stein estimator with respect to the MLE

		MLE			STEIN			Gain (%)	
		mean	s.d.	m.s.e.	k^*	mean	s.d.		m.s.e.
$\theta = 5$	$d = 1$	5	1.6	2.52	11	4.4	1.0	1.44	43.0
	$d = 2$	5	1.3	1.58	18	4.6	0.8	0.86	45.6
	$d = 3$	5	1.1	1.19	22	4.6	0.7	0.64	46.1
$\theta = 10$	$d = 1$	10	2.2	5.03	22	9.2	1.4	2.73	45.8
	$d = 2$	10	1.8	3.18	34	9.4	1.2	1.72	46.0
	$d = 3$	10	1.5	2.37	44	9.5	1.0	1.27	46.3
$\theta = 20$	$d = 1$	20	3.1	9.91	42	18.8	2.0	5.31	46.4
	$d = 2$	20	2.5	6.38	66	19.1	1.6	3.41	46.5
	$d = 3$	20	2.2	4.72	84	19.1	1.3	2.47	47.5
$\theta = 40$	$d = 1$	40	4.5	20.09	84	38.5	2.9	10.61	47.2
	$d = 2$	40	3.6	12.79	125	38.6	2.2	6.78	46.9
	$d = 3$	40	3.1	9.58	169	38.8	1.9	4.95	48.3

the case $d = 1$, the integration by parts formula obtained by Privault and Réveillac (2009), Proposition 3.3, differs from ours (see Theorem 3.2). Since our framework was to work with d -dimensional Poisson point processes for any $d \geq 1$, we had to impose different compatibility conditions. To ease the comparison with our estimator based on \mathbf{X} defined on \mathbb{R} and observed on $W = [-1, 1]$, we define $\hat{\theta}_{PR}$ based on the observation of \mathbf{X} on $\tilde{W} = [0, 2]$. Note that by stationarity, $(\mathbf{X}_W + 1) \stackrel{d}{=} \mathbf{X}_{\tilde{W}}$ so both estimators are based on the same amount of information. Let X_1 be the point of \mathbf{X} closest to 0, then $\hat{\theta}_{PR}$ is defined for some $\kappa > 0$ by

$$\hat{\theta}_{PR} = \hat{\theta}_{MLE} + \frac{2}{\kappa} \mathbb{1}(N(\tilde{W}) = 0) + \frac{2X_1}{2(1 + \kappa) - X_1} \mathbb{1}(0 < X_1 \leq 2).$$

The mean squared error and the corresponding gain are given by

$$\begin{aligned} \text{MSE}(\hat{\theta}_{PR}) &= \text{MSE}(\hat{\theta}_{MLE}) + \frac{1}{\kappa^2} \exp(-2\theta) - \mathbb{E}\left(\frac{X_1}{2(1 + \kappa) - X_1} \mathbb{1}(0 < X_1 \leq 2)\right), \\ \text{Gain}(\hat{\theta}_{PR}) &= \frac{2}{\theta\kappa^2} \exp(-2\theta) - \frac{2}{\theta} \mathbb{E}\left(\frac{X_1}{2(1 + \kappa) - X_1} \mathbb{1}(X_1 \leq 2)\right). \end{aligned} \tag{5.5}$$

Note that $X_1 \sim \mathcal{E}(\theta)$. We took the same point of view as in the previous section and optimized the gain w.r.t. κ . The optimal gain reached by $\hat{\theta}_{PR}$ is presented in

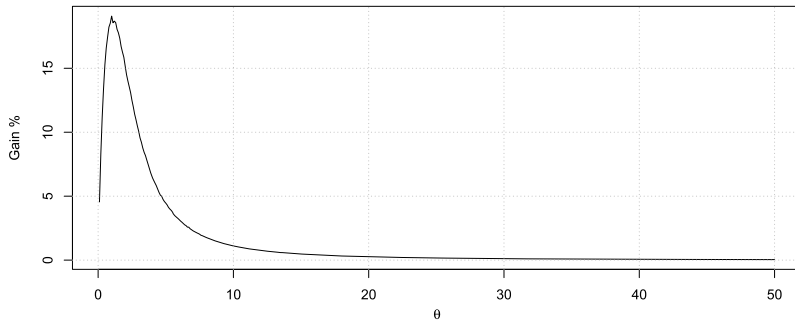


FIG. 5. Monte-Carlo approximation of the theoretical gain (5.5) optimized in terms of κ of the Stein estimator $\hat{\theta}_{PR}$ in terms of θ .

Figure 5. As a summary of this curve, the optimal gain for $\theta = 5, 10, 20$ and 40 is equal to $4.4\%, 1.1\%, 0.2\%$ and 0.06% , respectively. The results are clear. Our Stein estimator, based on the exponential function and on the idea of picking the k th closest point to 0 instead of just the first one, considerably outperforms the estimator proposed by Privault and Réveillac (2009).

5.5. *Data-driven Stein estimator.* Table 1 is somehow a theoretical table since the optimal parameters k^*, γ^* and κ^* are searched for given the value of θ , which is useless in practice since θ is unknown. A natural idea consists in first estimating the MLE and then look for the optimal parameters given $\hat{\theta}_{MLE}$. Preliminary experiments have shown us that this procedure can be quite varying when d or θ are large. We think that this is essentially due to the high variance of the MLE. To explain how we can reduce this, let $f_{k,\gamma,\kappa}(\theta) = 16\mathbb{E}\mathcal{G}(Y_{(k)})/(\theta d^2|W|)$. Instead of maximizing $f_{k,\gamma,\kappa}(\hat{\theta}_{MLE})$, we suggest to maximize the average gain for a range of values of θ and we fix this range as a factor of the standard deviation of the MLE. More specifically, let

$$\Theta(\theta, \rho) = [\theta - \rho\sqrt{\theta/|W|}, \theta + \rho\sqrt{\theta/|W|}].$$

When $\rho = 1$ (resp., $\rho = 1.6449, \rho = 1.96$), $\Theta(\hat{\theta}_{MLE}, \rho)$ corresponds to the confidence interval of θ based on $\hat{\theta}_{MLE}$ with confidence level 68.3% (resp., 90% and 95%). Then we suggest to maximize

$$(5.6) \quad \int_{\Theta(\hat{\theta}_{MLE}, \rho)} f_{k,\gamma,\kappa}(\theta) d\theta = \frac{16}{d^2|W|} \mathbb{E} \int_{\Theta(\hat{\theta}_{MLE}, \rho)} \frac{\mathcal{G}(Y_{(k)})}{\theta} d\theta.$$

In the following, we may write $Y_{(k)}(\theta)$ to emphasize that the distribution of the random variable $Y_{(k)}$ depends on the parameter θ . Thus, we can rewrite (5.6) as

$$\int_{\Theta(\hat{\theta}_{MLE}, \rho)} f_{k,\gamma,\kappa}(\theta) d\theta = \frac{16}{d^2|W|} 2\rho\sqrt{\hat{\theta}_{MLE}/|W|} \mathbb{E} \left(\frac{\mathcal{G}(Y_{(k)}(U))}{U} \right),$$

TABLE 2

Empirical gain of Stein estimators of the intensity parameter of Poisson point processes observed in the d -dimensional Euclidean ball $\bar{B}(0, 1)$. The results are based on $m = 5000$ replications. The Stein estimator is based on the exponential function. For each replication, the parameters k , γ and κ maximize (5.6) for different values of ρ

		Gain (%)			
		$\rho = 0$	$\rho = 1$	$\rho = 1.6449$	$\rho = 1.96$
$\theta = 5$	$d = 1$	48.8	47.9	36.4	30.1
	$d = 2$	38.6	42.4	37.1	31.4
	$d = 3$	39.4	42.6	37.0	31.7
$\theta = 10$	$d = 1$	40.3	43.8	36.7	30.1
	$d = 2$	36.2	38.8	33.7	27.9
	$d = 3$	31.6	36.6	32.0	28.3
$\theta = 20$	$d = 1$	37.3	38.6	34.5	28.0
	$d = 2$	27.3	33.1	31.0	26.5
	$d = 3$	20.8	28.6	28.1	23.8
$\theta = 40$	$d = 1$	22.3	30.8	29.2	23.9
	$d = 2$	16.3	24.0	28.2	24.4
	$d = 3$	12.7	19.0	24.5	22.0

where U is a random variable independent of $Y_{(k)}$ with uniform distribution over $\Theta(\hat{\theta}_{\text{MLE}}, \rho)$. Sampling $Y_{(k)}(U)$ is performed in two steps: first, sample U and second sample a Gamma distributed random variable as explained in Lemma 5.1, in which the value of θ is replaced by the current sample of U . Hence, optimizing this new criteria basically boils down to the same kind of computations as for a fixed value of θ without bringing in any extra computations.

Table 2 reports the empirical results regarding this suggestion. As the optimization procedure needs to be conducted for each replication, we only considered 5000 replications. We report the results of the empirical gains of the previous procedure for $\rho = 0, 1, 1.6449$ and 1.96 , the value 0 meaning that we simply maximize $f_{k,\gamma,\kappa}(\hat{\theta}_{\text{MLE}})$. Globally, the empirical gains are slightly smaller than the ones obtained in Table 1. Yet, the results remain pretty impressive. When θ is equal to 5 or 10, optimizing (5.6) with $\rho = 1$ leads to similar results as the previous ones. The value $\rho = 1$ seems again to be a good choice when $\theta = 20$ while $\rho = 1.6449$ is a good compromise when $\theta = 40$.

APPENDIX A: NOTATION

We introduce some additional notation required in the proofs. Let m be a fixed integer. We denote by $\mathcal{D}(\mathcal{O}, \mathbb{R})$ the space of compactly supported functions which are infinitely differentiable on an open subset \mathcal{O} of \mathbb{R}^m . If $\bar{\mathcal{O}}$ is a closed subset

of \mathbb{R}^m , we define

$$\mathcal{D}(\overline{\mathcal{O}}, \mathbb{R}) = \{g : \exists \tilde{g} \in \mathcal{D}(\mathbb{R}^m, \mathbb{R}) \text{ such that } g = \tilde{g}|_{\overline{\mathcal{O}}}\}.$$

The Sobolev spaces on an open subset \mathcal{O} of \mathbb{R}^m are defined by

$$H^1(\mathcal{O}, \mathbb{R}) = \left\{ f \in L^2(\mathcal{O}, \mathbb{R}) : \forall 1 \leq i \leq m, \frac{\partial f}{\partial x_i} \in L^2(\mathcal{O}, \mathbb{R}) \right\}$$

with the norm defined for any $g \in H^1(\mathcal{O}, \mathbb{R})$ by

$$\|g\|_{H^1(\mathcal{O}, \mathbb{R})} = \|g\|_{L^2(\mathcal{O}, \mathbb{R})} + \sqrt{\sum_{i=1}^m \left\| \frac{\partial g}{\partial x_i} \right\|_{L^2(\mathcal{O}, \mathbb{R})}^2},$$

where the partial derivatives have to be understood in the weak sense. The Sobolev spaces can also be defined on a closed subset $\overline{\mathcal{O}}$ of \mathbb{R}^m as

$$(A.1) \quad H^1(\overline{\mathcal{O}}, \mathbb{R}) = \{f \in L^2(\overline{\mathcal{O}}, \mathbb{R}) : \exists g \in H^1(\mathbb{R}^m, \mathbb{R}) \text{ such that } g|_{\overline{\mathcal{O}}} = f\}.$$

APPENDIX B: PROOF OF LEMMA 4.4

B.1. An explicit formula for the weak gradient of $\Psi(\|x_{(k),n}\|^2)$. In this section, we consider form functions defined by

$$f_n(x_1, \dots, x_n) = \Psi(\|x_{(k),n}\|^2).$$

Even if $\Psi \in \mathcal{C}^1(\mathbb{R}, \mathbb{R})$, the function f_n may not be differentiable everywhere since the function $(x_1, \dots, x_n) \mapsto \|x_{(k),n}\|^2$ is nondifferentiable at points (x_1, \dots, x_n) for which $\|x_i\| = \|x_j\| = \|x_{(k),n}\|$ for some $i \neq j$. Nevertheless, $(x_1, \dots, x_n) \mapsto \|x_{(k),n}\|^2$ is continuous on $(\mathbb{R}^d)^n$ and so is f_n . Then we deduce in this section that f_n admits partial weak derivatives (see Lemma B.3). Our result is based on the following classical result concerning the existence of weak derivatives for continuous functions [see, e.g., Zuily (2002), Proposition 2.4 of Chapter 3].

LEMMA B.1. *Let $(a_n)_{n \in \mathbb{N}}$ be an increasing sequence of real numbers such that $a_n \rightarrow \infty$ as $n \rightarrow \infty$. Set $a_0 = -\infty$. For any $j \geq 0$, let $f_j : [a_j, a_{j+1}] \rightarrow \mathbb{R}$ be such that $f_j \in \mathcal{C}^1((a_j, a_{j+1}), \mathbb{R})$, $f'_j \in L^1((a_j, a_{j+1}), \mathbb{R})$ and define f by $f = \sum_{j \in \mathbb{N}} f_j \mathbb{1}_{[a_j, a_{j+1})}$. If the function f is continuous on \mathbb{R} , then it admits a weak derivative, denoted f' , defined as the locally integrable function $f' = \sum_j f'_j \mathbb{1}_{(a_j, a_{j+1})}$.*

REMARK B.2. The continuity assumption on f is crucial since if f were discontinuous at some points a_i , f would not admit a weak derivative. Indeed, in this case the usual jump discontinuity formula [see again Zuily (2002), Proposition 2.4 of Chapter 3] would imply that the derivative of f , in the sense of distributions, would be the sum of a locally integrable function and some Dirac masses.

We deduce the following result from Lemma B.1.

LEMMA B.3. *Let $n \geq k \geq 1$ and let $\Psi : \mathbb{R} \rightarrow \mathbb{R}$ be a continuously differentiable function defined on \mathbb{R} . For any j , f_n admits a weak gradient $\nabla_{x_j} f_n(x_1, \dots, x_n)$ w.r.t. x_j and the following equality holds:*

$$(B.1) \quad \sum_{j=1}^n \nabla_{x_j} f_n(x_1, \dots, x_n) \cdot x_j = 2\|x_{(k),n}\|^2 \Psi'(\|x_{(k),n}\|^2) \quad a.e.$$

In addition, if Ψ is compactly supported in $[-\sqrt{a}, \sqrt{a}]$ for some $a > 0$, the function f_n belongs to $H^1(\overline{B}(0, a)^n, \mathbb{R})$ and satisfies $\sup_n (\|f_n\|_{L^\infty(\mathbb{R}^n)} + \sum_i \|\nabla_{x_i} f_n\|_{L^\infty(\mathbb{R}^n)}) < \infty$.

PROOF. Define for any $j \in \{1, \dots, n\}$, the following set

$$A_j = \{(x_1, \dots, x_n) \in (\mathbb{R}^d)^n : x_{(k),n} = x_j \text{ and } \|x_j\| \neq \|x_i\| \text{ for } j \neq i\}.$$

Observe that on $\bigcup_j A_j$

$$f_n(x_1, \dots, x_n) = \sum_j \Psi(\|x_j\|^2) \mathbb{1}_{A_j}(x_1, \dots, x_n).$$

Hence, the everywhere differentiability of Ψ implies that the function f_n is differentiable on $\bigcup_j A_j$. In addition, the usual differentiability rules lead to

$$\begin{aligned} \nabla_{x_i} f_n(x_1, \dots, x_n) &= \sum_{j=1}^n \nabla_{x_i} [\Psi(\|x_j\|^2) \mathbb{1}_{A_j}(x_1, \dots, x_n)] \\ &= \nabla_{x_i} [\Psi(\|x_i\|^2) \mathbb{1}_{A_i}(x_1, \dots, x_n)] \\ &= 2x_i \Psi'(\|x_i\|^2) \mathbb{1}_{A_i}(x_1, \dots, x_n) \end{aligned}$$

for any $i \in \{1, \dots, n\}$. By using Lemma B.1, we prove that f_n admits a weak gradient w.r.t. x_i . In the following, we denote the coordinates of elements $x_i \in \mathbb{R}^d$ by $x_i = (x_i^{(1)}, \dots, x_i^{(d)})^\top$. For any $\ell = 1, \dots, d$, define

$$f_{i,n}^{(\ell)}(x_i^{(\ell)}) = f(x_1, \dots, x_{i-1}, (x_i^{(1)}, \dots, x_i^{(\ell)}, \dots, x_i^{(d)}), \dots, x_n).$$

Then we deduce from the differentiability of f_n on $\bigcup_j A_j$ that the function $f_{i,n}^{(\ell)}$ is differentiable at any point $x_i^{(\ell)} \in \mathbb{R}$, such that $\|x_i\| \neq \|x_j\|$ for all $j \neq i$. Since in addition $f_{i,n}^{(\ell)}$ is continuous on \mathbb{R} , we can apply Lemma B.1 to deduce that $f_{i,n}^{(\ell)}$ admits a weak derivative defined as

$$\begin{aligned} [f_{i,n}^{(\ell)}]'(x_i^{(\ell)}) &= \frac{\partial}{\partial x_i^{(\ell)}} [\Psi(\|x_i\|^2)] \mathbb{1}_{A_i}(x_1, \dots, x_n) \\ &= 2x_i^{(\ell)} \Psi'(\|x_i\|^2) \mathbb{1}_{A_i}(x_1, \dots, x_n) \end{aligned}$$

which also means that for any (i, ℓ) , f_n admits a weak partial derivative w.r.t. $x_i^{(\ell)}$ defined by

$$(B.2) \quad \begin{aligned} \frac{\partial f_n}{\partial x_i^{(\ell)}} &= \frac{\partial}{\partial x_i^{(\ell)}} [\Psi(\|x_i\|^2)] \mathbb{1}_{A_i}(x_1, \dots, x_n) \\ &= 2x_i^{(\ell)} \Psi'(\|x_i\|^2) \mathbb{1}_{A_i}(x_1, \dots, x_n). \end{aligned}$$

We also deduce that

$$\begin{aligned} \sum_{\ell=1}^d \frac{\partial f_n}{\partial x_i^{(\ell)}} x_i^{(\ell)} &= 2 \sum_{\ell=1}^d [x_i^{(\ell)}]^2 \Psi'(\|x_i\|^2) \mathbb{1}_{A_i}(x_1, \dots, x_n) \\ &= 2\|x_i\|^2 \Psi'(\|x_i\|^2) \mathbb{1}_{A_i}(x_1, \dots, x_n), \end{aligned}$$

which, once combined with the definition of $\nabla_{x_i} f_n$, yields

$$(B.3) \quad \begin{aligned} \sum_{i=1}^n \nabla_{x_i} f_n(x_1, \dots, x_n) \cdot x_i &= \sum_{i=1}^n \sum_{\ell=1}^d \frac{\partial f_n}{\partial x_i^{(\ell)}} x_i^{(\ell)} \\ &= 2 \sum_{i=1}^n \|x_i\|^2 \Psi'(\|x_i\|^2) \mathbb{1}_{A_i}(x_1, \dots, x_n). \end{aligned}$$

For any i and any $(x_1, \dots, x_n) \in A_i$, $\|x_{(k),n}\|^2 \Psi'(\|x_{(k),n}\|^2) = \|x_i\|^2 \Psi'(\|x_i\|^2)$. So on $\bigcup_j A_j$ (which is a set of full measure)

$$\|x_{(k),n}\|^2 \Psi'(\|x_{(k),n}\|^2) = \sum_{i=1}^n \|x_i\|^2 \Psi'(\|x_i\|^2) \mathbb{1}_{A_i}(x_1, \dots, x_n).$$

Equation (B.1) of Lemma B.3 follows from the last equation and from (B.3). Furthermore, if Ψ is compactly supported in $[-\sqrt{a}, \sqrt{a}]$ then f_n coincides with $\tilde{f}_n(x_1, \dots, x_n) = \Psi(\|x_{(k),n}\|)u(x_1, \dots, x_n)$ on $(\overline{B}(0, a))^n$ where u is a compactly supported and infinitely differentiable function such that $u \equiv 1$ on $(\overline{B}(0, a))^n$ and $u \equiv 0$ on $(\mathbb{R}^d)^n \setminus (\overline{B}(0, 2a))^n$. Using the smoothness of u and the continuity of f_n , we deduce that \tilde{f}_n is also continuous on $(\mathbb{R}^d)^n$. Then we get in particular that $\tilde{f}_n \in L^2((\mathbb{R}^d)^n, \mathbb{R})$. In addition, Ψ' is also compactly supported and by the smoothness of u , we have for any i, ℓ

$$\frac{\partial \tilde{f}_n}{\partial x_i^{(\ell)}} = u \frac{\partial f_n}{\partial x_i^{(\ell)}} + f_n \frac{\partial u}{\partial x_i^{(\ell)}}$$

in the sense of weak partial derivatives. Using once more (B.2), we deduce that for any (i, ℓ) , $\frac{\partial \tilde{f}_n}{\partial x_i^{(\ell)}}$ also belongs to $L^2((\mathbb{R}^d)^n)$. Hence, $\tilde{f}_n \in H^1((\mathbb{R}^d)^n)$.

Since on $(\overline{B}(0, a))^n$ f_n coincides with the function \tilde{f}_n , which belongs to $H^1((\mathbb{R}^d)^n, \mathbb{R})$, we deduce that $f_n \in H^1((\overline{B}(0, a))^n, \mathbb{R})$. The fact that $\sup_n \|f_n\|_{L^\infty(\mathbb{R}^n)} + \sum_i \|\nabla_{x_i} f_n\|_{L^\infty(\mathbb{R}^n)} < \infty$ also comes from (B.2). \square

B.2. A density result for the form functions considered in Lemma 4.4. In the following lemma, we state a useful density result to approximate the form functions f_n defined in Lemma 4.4.

LEMMA B.4. *Let $k \geq 1$ be a fixed integer and let Ψ be a function belonging to $H^1([0, 1], \mathbb{R})$. Define $\Psi_n(x_1, \dots, x_n) = \Psi(1)\mathbb{1}(n < k) + \Psi(\|x_{(k),n}\|^2)\mathbb{1}(n \geq k)$. Then there exists a sequence $(f_{\ell,n})$ of symmetric functions of $C^1(W^n, \mathbb{R})$ such that:*

- (i) *For any $n, \ell \geq 0$, $f_{\ell,n+1}|_{x_{n+1} \in \partial W} \equiv f_{\ell,n}$.*
- (ii) *There exists some $C > 1$ such that for any $n, \ell \geq 0$, $\|f_{\ell,n} - \Psi_n\|_{H^1(W^n, \mathbb{R})} \leq C^n/\ell$.*
- (iii) *For each ℓ , there exists some $C'_\ell > 1$ such that for any $n \geq 0$*

$$\|f_{\ell,n}\|_{L^\infty(W^n, \mathbb{R})} + \sum_i \|\nabla_{x_i} f_{\ell,n}\|_{L^\infty(W^n, \mathbb{R})} \leq (C'_\ell)^n.$$

REMARK B.5. The notation $\Psi(1)$ makes sense if $\Psi \in H^1([0, 1], \mathbb{R})$ since the usual Sobolev injection yields that $H^1([0, 1], \mathbb{R}) \hookrightarrow C^0([0, 1], \mathbb{R})$.

PROOF OF LEMMA B.4. The case $d = 1$ would deserve a particular treatment, but as it can be easily adapted from the case $d \geq 2$, we only handle the latter one. For any $n \geq 1$, and any $(r_1, \dots, r_n) \in (0, 1)^n$ define by induction

$$r_{(1),n} = \min(r_1, \dots, r_n),$$

$$r_{(k),n} = \min\{r \in \{r_1, \dots, r_n\} \setminus \{r_{(1),n}, \dots, r_{(k-1),n}\}\} \quad \text{for } 2 \leq k \leq n.$$

Then fix $k \geq 1$ and define the following functions Φ_n on $[0, 1]^n$ for any $n \geq 0$ by $\Phi_n(r_1, \dots, r_n) = (\Psi(r_{(k),n}) - \Psi(1))\mathbb{1}(n \geq k)$. In particular, $\Phi_0 \equiv 0$. We observe that

$$\Psi_n(x_1, \dots, x_n) = \Phi_n(\|x_1\|^2, \dots, \|x_n\|^2) + \Psi(1) \quad \text{on } W^n.$$

If we approximate Φ_n by density using Proposition C.7, Lemma B.4 will be deduced using a change of variables in polar coordinates justified in the sequel.

Since Proposition C.7 applies to a sequence of functions defined on \mathbb{R}^n , we need at first to extend each function Φ_n on \mathbb{R}^n into a function $\tilde{\Phi}_n$ belonging to $H^1(\mathbb{R}^n, \mathbb{R})$ and satisfying $\|\tilde{\Phi}_n\|_{H^1(\mathbb{R}^n, \mathbb{R})} \leq B^n$ for some $B > 1$. This will be possible since for any n , $\Phi_n \in H^1((0, 1)^n, \mathbb{R})$. Hereafter, we prove that the new sequence $(\tilde{\Phi}_n)$ satisfies the assumptions (a)–(c) of Proposition C.7 with $a = 1$.

Step 1: We prove that for any n , $\Phi_n \in H^1((0, 1)^n, \mathbb{R})$. We focus on the case $n \geq k$ as the case $n < k$ is obvious. Since $\Psi \in H^1((0, 1), \mathbb{R}) \subset L^2((0, 1), \mathbb{R})$

$$\int_{(0,1)^n} |\Phi_n(r_1, \dots, r_n)|^2 dr_1 \cdots dr_n$$

$$= \int_{(0,1)^n} |\Psi(r_{(k),n}) - \Psi(1)|^2 dr_1 \cdots dr_n$$

$$\begin{aligned}
 &= \sum_{i=1}^n \int_{\substack{(r_1, \dots, r_n) \in (0,1)^n \\ r_i = r^{(k),n}}} |\Psi(r_i) - \Psi(1)|^2 \, dr_1 \cdots dr_n \\
 &\leq 2 \left[\sum_{i=1}^n \int_0^1 (|\Psi(r_i)|^2 + |\Psi(1)|^2) \, dr_i \right] \\
 &\quad \times \int_{(r_1, \dots, r_{i-1}, r_{i+1}, \dots, r_n) \in (0,1)^{n-1}} dr_1 \cdots dr_{i-1} dr_{i+1} \cdots dr_n \\
 &\leq 2n (\|\Psi\|_{L^2((0,1), \mathbb{R})}^2 + |\Psi(1)|^2) < \infty,
 \end{aligned}$$

whereby we deduce that $\Phi_n \in L^2((0, 1)^n, \mathbb{R})$ for any $n \geq 0$.

To deduce that each Φ_n belongs to $H^1((0, 1)^n, \mathbb{R})$, we prove that for any $n \geq 0$, $\Phi_n \in L^2((0, 1)^n, \mathbb{R})$ admits partial derivatives w.r.t. r_i for any i and that these partial derivatives are all square integrable. Since $\Psi \in H^1((0, 1), \mathbb{R})$, Ψ is continuous on $[0, 1]$ as well as $(r_1, \dots, r_n) \mapsto r^{(k),n}$. Hence, Φ_n is continuous on W^n . By applying Lemma B.1 to the functions $\Phi_n^{(i)} : r_i \mapsto \Phi_n(r_1, \dots, r_i, \dots, r_n)$, we deduce that for any (n, i) , Φ_n admits a weak derivative w.r.t. r_i and that for a.e. (r_1, \dots, r_n)

$$\frac{\partial \Phi_n(r_1, \dots, r_n)}{\partial r_i} = 2r^{(k),n} \Psi'(r^{(k),n}) \mathbb{1}_{r^{(k),n} = r_i}(r_1, \dots, r_n).$$

Since $\Psi \in H^1((0, 1), \mathbb{R})$, we have for any $i \in \{1, \dots, n\}$

$$\begin{aligned}
 \int_{(0,1)^n} \left| \frac{\partial \Phi_n(r_1, \dots, r_n)}{\partial r_i} \right|^2 \, dr_1 \cdots dr_n &\leq \sum_{i=1}^n \int_0^1 \left| \frac{\partial \Psi(r_i)}{\partial r_i} \right|^2 \times 2r_i \, dr_i \\
 &\leq 2 \sum_{i=1}^n \int_0^1 \left| \frac{\partial \Psi(r_i)}{\partial r_i} \right|^2 \, dr_i < \infty,
 \end{aligned}$$

which shows that $\Phi_n \in H^1((0, 1)^n, \mathbb{R})$ and satisfies $\|\Phi_n\|_{H^1((0,1)^n, \mathbb{R})} \leq nA$ for some $A > 0$.

Step 2: Extension of $\tilde{\Phi}_n$ and properties. Let us define the sequence $\tilde{\Phi}_n$ as follows:

$$\tilde{\Phi}_n = \begin{cases} \tilde{\Phi}_n(r_1, \dots, r_n) = \Phi_n(|r_1|, \dots, |r_n|), & \text{if } (r_1, \dots, r_n) \in (-1, 1)^n, \\ \tilde{\Phi}_n(r_1, \dots, r_n) = 0, & \text{otherwise.} \end{cases}$$

We prove that this sequence satisfies the assumptions of Proposition C.7. First, assumption (a) is clearly satisfied. Second, since by step 1, $\Phi_n \in H^1((0, 1)^n, \mathbb{R})$ for any n and is symmetric, it is also clear from the definition of the sequence $\tilde{\Phi}_n$ that these functions all belong to $H^1(\mathbb{R}^n, \mathbb{R})$ with $\|\tilde{\Phi}_n\|_{H^1(\mathbb{R}^n, \mathbb{R})} = \|\Phi_n\|_{H^1((0,1)^n, \mathbb{R})}$ and are also symmetric. This proves assumption (b). Third, we can check that assumption (c) is satisfied for the functions (Φ_n) . If $r_{n+1} = 1$ and $(r_1, \dots, r_n) \in (0, 1)^n$, $r^{(k),n+1} = r^{(k),n}$, which implies that for any n $\Phi_{n+1}|_{r_{n+1}=1} \equiv \Phi_n$. The case

$n < k - 1$ is also clear. When $n = k - 1$, $r_k = 1$ so $r_{(k),k} = 1$ and $\Psi(r_{(k),k}) - \Psi(1) = 0$. Then we deduce that assumption (c) is satisfied by the sequence (Φ_n) . By definition of the sequence $\tilde{\Phi}_n$, it is obvious that assumption (c) is also satisfied for the functions $\tilde{\Phi}_n$.

Step 3: Construction of the sequences $(f_{\ell,n})$ to approximate the functions Φ_n . By step 2, Proposition C.7 can be applied to the sequence $(\tilde{\Phi}_n)$ with $a = 1$. We deduce the existence of a sequence $g_{\ell,n}$ of symmetric functions on \mathbb{R}^n satisfying (A)–(D) of Proposition C.7. To conclude, we define the sequence of symmetric functions $f_{\ell,n}$ on W^n by $f_{\ell,n}(x_1, \dots, x_n) = g_{\ell,n}(\|x_1\|^2, \dots, \|x_n\|^2) + \Psi(1)$ and check that the desired result holds. The compatibility relations are clearly satisfied. Furthermore, since for any (ℓ, n) , $g_{\ell,n} \in C^1(\mathbb{R}^n, \mathbb{R})$, then $f_{\ell,n} \in C^1(W^n, \mathbb{R})$. In addition,

$$\|f_{\ell,n}\|_{L^\infty(W^n, \mathbb{R})} = \|g_{\ell,n}\|_{L^\infty((0,1)^n, \mathbb{R})},$$

$$\|\nabla_{x_i} f_{\ell,n}\|_{L^\infty(W^n, \mathbb{R})} = \|2r_i \partial_i g_{\ell,n}\|_{L^\infty((0,1)^n, \mathbb{R})} \leq 2\|\partial_i g_{\ell,n}\|_{L^\infty((0,1)^n, \mathbb{R})}.$$

Then we easily deduce (iii) from property (B) satisfied by the sequence $g_{\ell,n}$.

To achieve the proof of Lemma B.4, we prove that $\|f_{\ell,n} - \Psi_n\|_{H^1(W^n, \mathbb{R})} \leq C^n/\ell$ for some $C > 1$. For any i and any $x_i \in W$, let $r_i = \|x_i\|$, $\Theta_i = x_i/\|x_i\|$, $u_i = r_i^2$ and $\mathbb{S}^{d-1} = \{x \in \mathbb{R}^d, \|x\| = 1\}$. We have

$$\begin{aligned} & \int_{W^n} |f_{\ell,n}(x_1, \dots, x_n) - \Psi_n(x_1, \dots, x_n)|^2 dx_1 \cdots dx_n \\ &= |\mathbb{S}^{d-1}|^n \left[\int_{(0,1)^n} |g_{\ell,n}(u_1, \dots, u_n) - \Phi_n(u_1, \dots, u_n)|^2 \right. \\ & \quad \left. \times \prod_{i=1}^n (u_i)^{(d-1)/2-1/2} du_1 \cdots du_n \right]. \end{aligned}$$

Since $d \geq 2$ and $H^1((0, 1)^n, \mathbb{R}) \hookrightarrow L^2((0, 1)^n, \mathbb{R})$,

$$\begin{aligned} & \int_{(0,1)^n} |g_{\ell,n}(u_1, \dots, u_n) - \Phi_n(u_1, \dots, u_n)|^2 \prod_{i=1}^n (u_i)^{(d-1)/2-1/2} du_1 \cdots du_n \\ &= \int_{(0,1)^n} |g_{\ell,n}(u_1, \dots, u_n) - \Phi_n(u_1, \dots, u_n)|^2 \prod_{i=1}^n (u_i)^{d/2-1} du_1 \cdots du_n \\ &\leq \int_{(0,1)^n} |g_{\ell,n}(u_1, \dots, u_n) - \Phi_n(u_1, \dots, u_n)|^2 du_1 \cdots du_n \end{aligned}$$

the last display coming from the fact that $d/2 - 1 \geq 0$. It implies that $\|f_{\ell,n} - \Psi_n\|_{L^2(W^n, \mathbb{R})} \leq |\mathbb{S}^{d-1}|^n \|g_{\ell,n} - \Phi_n\|_{L^2((0,1)^n, \mathbb{R})}$. We also note that for any i and any $(x_1, \dots, x_n) \in W^n$, $\nabla_{x_i} f(x_1, \dots, x_n) = 2x_i \cdot g(\|x_1\|^2, \dots, \|x_n\|^2)$. The same change of variables as above yields that $\|\nabla_{x_i} f_{\ell,n} - \nabla_{x_i} \Psi_n\|_{L^2(W^n, \mathbb{R})} \leq |\mathbb{S}^{d-1}|^n \|\nabla_{r_i} g_{\ell,n} - \nabla_{r_i} \Phi_n\|_{L^2((0,1)^n, \mathbb{R})}$. The point (ii) is therefore deduced. \square

B.3. Proof of Lemma 4.4. Following Section 3.1, we extend the closable operator $\nabla : \text{Dom}(D) \rightarrow L^2(\Omega)$ to

$$\text{Dom}(\overline{D}) = \{F \in L^2(\Omega) : \exists (F_\ell) \in \text{Dom}(D), \nabla F_\ell \text{ converges in } L^2(\Omega)\}.$$

Now, we apply Lemma B.4 and choose a sequence $(f_{\ell,n}) \in \mathcal{C}^1(W^n, \mathbb{R})$ satisfying the compatibility relations and point (ii), (iii) of Lemma B.4. Let us define $(F_\ell)_\ell$ the sequence of elements in $L^2(\Omega)$, which admit $(f_{\ell,n})$ as form functions. We check that this sequence satisfies the following properties: (i) For any ℓ , $F_\ell \in \text{Dom}(D)$; (ii) $F_\ell \rightarrow F$ in $L^2(\Omega)$; (iii) ∇F_ℓ converges in $L^2(\Omega)$ to some G_k .

The property (i) is deduced from the compatibility relations since $(f_{\ell,n}) \in \mathcal{C}^1(W^n, \mathbb{R})$ and point (iii) of Lemma B.4 holds. (ii) Since the functions $(f_{\ell,n})$ are given by Lemma B.4, we have for any $n, \ell \geq 0$, $\|f_{\ell,n} - \Psi_n\|_{L^2(W^n, \mathbb{R})} \leq C^n/\ell$ and $\|\nabla_{x_i} f_{\ell,n} - \nabla_{x_i} \Psi_n\|_{L^2(W^n, \mathbb{R})} \leq C^n/\ell$ for some $C > 1$. Since for any $C > 1$, $\ell^{-1} \sum_n C^n/n! \rightarrow 0$ as $\ell \rightarrow \infty$, Lemma 2.1 yields the result.

Using the definition of ∇F_ℓ , we also have that $F_\ell \rightarrow F$ in $L^2(\Omega)$ and $\nabla F_\ell \rightarrow G_k$ in $L^2(\Omega)$ where

$$G_k = 2 \sum_{n \geq k} \mathbb{1}(N(W) = n) \sum_{i=1}^n \nabla_{x_i} \Phi_n \cdot x_i.$$

From Lemma 4.1, we have the explicit expression of G_k depending only on Ψ :

$$(B.4) \quad G_k = 2 \sum_{n \geq k} \mathbb{1}(N(W) = n) \|x_{(k),n}\|^2 \Psi'(\|x_{(k),n}\|^2).$$

The results (i)–(iii) combined with (B.4) precisely ensure that $F \in \text{Dom}(\overline{D})$ and that $\overline{\nabla} F = G_k$.

APPENDIX C: AUXILIARY DENSITY RESULTS

C.1. Proof of Lemma 2.3. Observe that since $\mathcal{C}^1(W^n, \mathbb{R})$ is dense in $L^2(W^n, \mathbb{R})$, \mathcal{S}' is also dense in $L^2(\Omega)$ from Lemma 2.1. Then let us fix $F \in L^2(\Omega)$ and choose $(F_\ell)_\ell \in \mathcal{S}'$ such that $F_\ell \rightarrow F$ in $L^2(\Omega)$. Denote for any ℓ , $(f_{\ell,n})$ the form functions of the functional F_ℓ . Since for any ℓ $F_\ell \in \mathcal{S}'$, there exist some $C_\ell > 1$ for each ℓ such that for any n

$$(C.1) \quad \|f_{\ell,n}\|_{L^\infty(W^n, \mathbb{R})} + \sum_{i=1}^n \|\nabla_{x_i} f_{\ell,n}\|_{L^\infty(W^n, \mathbb{R}^d)} \leq C_\ell^n.$$

We modify each form function $f_{\ell,n}$ on $W^{n-1} \times \partial W$ to get new form functions $h_{n,\ell}$ related to some functional $H_\ell \in \mathcal{S}'$ also converging to F in $L^2(\Omega)$. Since the topology involved in the convergence in $L^2(\Omega)$ is the $L^2(W^n)$ convergence, to do so we will modify the functions $x_n \mapsto f_{\ell,n}(\cdot, x_n)$ in a neighborhood of the boundary of ∂W without changing the convergence properties.

Since W has a \mathcal{C}^2 boundary, the function $g : x \in W \mapsto d(x, W^c)$ is also \mathcal{C}^2 for $d(x, W^c) \leq \varepsilon_0$ for some $\varepsilon_0 > 0$. In particular, for some $M > 1$

$$(C.2) \quad \|g\|_{L^\infty(W, \mathbb{R})} + \|\nabla g\|_{L^\infty(W, \mathbb{R}^d)} \leq M.$$

Now, we define the sequences $(h_{\ell,n})_\ell$ by induction on $n \geq 0$. At first, we set $h_{\ell,0} = f_{\ell,0}$. Then, for each ℓ , consider $\varepsilon_{\ell,1} \in (0, \varepsilon_0)$ such that

$$(C.3) \quad \int_{\{z \in W : d(z, W^c) \leq \varepsilon_{\ell,1}\}} [|h_{\ell,0}|^2 + |f_{\ell,1}(z)|^2] dz \leq \frac{1}{2\ell^2} \left(\int_{z \in W} |f_{\ell,1}(z)|^2 dz \right)$$

and define $h_{\ell,1}$ on W by

$$h_{\ell,1}(z) = \begin{cases} f_{\ell,1}(z), & \text{if } d(z, W^c) \geq \varepsilon_{\ell,1}, \\ \frac{d(z, W^c)}{\varepsilon_{\ell,1}} f_{\ell,1}(z) + \left(1 - \frac{d(z, W^c)}{\varepsilon_{\ell,1}}\right) h_{\ell,0}, & \text{otherwise.} \end{cases}$$

Since $d(z, W^c) = 0$ for $z \in \partial W$, we have $h_{\ell,1}|_{\partial W} \equiv h_{\ell,0}$ for each ℓ . Using (C.3), we also check that $\|h_{\ell,1} - f_{\ell,1}\|_{L^2(W, \mathbb{R})} \leq \|f_{\ell,1}\|_{L^2(W, \mathbb{R})}/\ell$. Furthermore, (C.2) and (C.1) imply that for any ℓ

$$\|h_{\ell,1}\|_{L^\infty(W, \mathbb{R})} + \sum_{i=1}^n \|\nabla_{x_i} h_{\ell,1}\|_{L^\infty(W, \mathbb{R}^d)} \leq M C_\ell.$$

Assume that we have defined the sequences of functions $(h_{\ell,1}), \dots, (h_{\ell,N})$ such that:

- (H1) for each $\ell \geq 1$ and $0 \leq n \leq N - 1$, $h_{\ell,n+1} \equiv h_{\ell,n}$ if $z_{n+1} \in \partial W$.
- (H2) for each $\ell \geq 1$ and $0 \leq n \leq N$,

$$\|h_{\ell,n} - f_{\ell,n}\|_{L^2(W^n, \mathbb{R})} \leq \|f_{\ell,n}\|_{L^2(W^n, \mathbb{R})}/\ell.$$

- (H3) for each $\ell \geq 1$ and $0 \leq n \leq N$,

$$\|h_{\ell,n}\|_{L^\infty(W^n, \mathbb{R})} + \sum_{i=1}^n \|\nabla_{x_i} h_{\ell,n}\|_{L^\infty(W^n, \mathbb{R}^d)} \leq (M C_\ell)^n.$$

Let $\Gamma_{\ell,N+1}$ denote the set $\Gamma_{\ell,N+1} = \{(z_1, \dots, z_{N+1}) \in W^{N+1} : d(z_{N+1}, W^c) \leq \varepsilon_{\ell,N+1}\}$. To define the sequence $(h_{\ell,N+1})$, we consider, for each ℓ , some $\varepsilon_{\ell,N+1} \in (0, \varepsilon_0)$ such that

$$(C.4) \quad \int_{\Gamma_{\ell,N+1}} [|h_{\ell,N}(z_1, \dots, z_N)|^2 + |f_{\ell,N+1}(z_1, \dots, z_{N+1})|^2] dz_1 \cdots dz_{N+1} \leq \frac{1}{2\ell^2} \int_{W^{N+1}} |f_{\ell,N+1}(z_1, \dots, z_{N+1})|^2 dz_1 \cdots dz_{N+1}.$$

Then we define $h_{\ell,N+1}$ on W^{N+1} by

$$h_{\ell,N+1}(z_1, \dots, z_{N+1}) = \begin{cases} f_{\ell,N+1}(z_1, \dots, z_{N+1}), & \text{on } \Gamma_{\ell,N+1}, \\ \frac{d(z_{N+1}, W^c)}{\varepsilon_{\ell,N+1}} f_{\ell,N+1}(z_1, \dots, z_{N+1}) \\ + \left(1 - \frac{d(z_{N+1}, W^c)}{\varepsilon_{\ell,N+1}}\right) h_{\ell,N}(z_1, \dots, z_N), & \text{otherwise} \end{cases}$$

and check that (H1)–(H3) hold. By construction (H1) is valid. Regarding (H2), from (C.4)

$$\begin{aligned} & \|h_{\ell,N+1} - f_{\ell,N+1}\|_{L^2(W^{N+1})}^2 \\ &= \int_{\Gamma_{\ell,N+1}} |h_{\ell,N+1} - f_{\ell,N+1}|^2 \, dz_1 \cdots dz_{N+1} \\ &\leq \int_{\Gamma_{\ell,N+1}} \left(1 - \frac{d(z_{N+1}, W^c)}{\varepsilon_{\ell,N+1}}\right)^2 \\ &\quad \times |h_{\ell,N}(z_1, \dots, z_N) - f_{\ell,N+1}(z_1, \dots, z_{N+1})|^2 \, dz_1 \cdots dz_{N+1} \\ &\leq 2 \int_{\Gamma_{\ell,N+1}} |f_{\ell,N+1}(z_1, \dots, z_{N+1})|^2 \, dz_1 \cdots dz_{N+1} \\ &\quad + 2 \int_{\Gamma_{\ell,N+1}} \left(1 - \frac{d(z_{N+1}, W^c)}{\varepsilon_{\ell,N+1}}\right) |h_{\ell,N}(z_1, \dots, z_N)|^2 \, dz_1 \cdots dz_{N+1} \\ &\leq \frac{1}{\ell^2} \left(\int_{W^{N+1}} |f_{\ell,N+1}(z_1, \dots, z_{N+1})|^2 \, dz_1 \cdots dz_{N+1} \right). \end{aligned}$$

To check (H3), note that from (C.1) and (H3) we have

$$\begin{aligned} & \|h_{\ell,N+1}\|_{L^\infty(W^{N+1}, \mathbb{R})} + \sum_{i=1}^n \|\nabla_{x_i} h_{\ell,N+1}\|_{L^\infty(W^{N+1}, \mathbb{R}^d)} \\ &\leq \max \left(\|f_{\ell,N+1}\|_{L^\infty(W^{N+1}, \mathbb{R})} + \sum_i \|\nabla_{x_i} f_{\ell,N+1}\|_{L^\infty(W^{N+1}, \mathbb{R}^d)}, \right. \\ &\quad \left. M \left(\|h_{\ell,N}\|_{L^\infty(W^N, \mathbb{R})} + \sum_i \|\nabla_{x_i} h_{\ell,N}\|_{L^\infty(W^N, \mathbb{R}^d)} \right) \right) \\ &\leq (MC_\ell)^{N+1}. \end{aligned}$$

To conclude, let H_ℓ be the functional with form functions $h_{\ell,n}$. Since (H1) and (H3) are satisfied, $H_\ell \in \text{Dom}(D^\pi)$ for each ℓ . Finally, from (H2), we obtain that $\|H_\ell - F_\ell\|_{L^2(\Omega)} \leq \|F_\ell\|_{L^2(\Omega)}/\ell$, which combined with the convergence of F_ℓ to F yields that $H_\ell \rightarrow F$ in $L^2(\Omega)$.

C.2. Density results used in the proof of Lemma 4.4. In this section, we state some density results used in the proof of Lemma 4.4 and more precisely in the proof of Lemma B.4. Let $p \in (1, +\infty)$ and p' such that $1/p + 1/p' = 1$. We introduce the so-called Bessel-potential spaces defined for $s > 0$ by

$$H_p^s(\mathbb{R}^n, \mathbb{R}) = \{u \in \mathcal{S}'(\mathbb{R}^n, \mathbb{R}), (1 + |\xi|^2)^{s/2} \widehat{u} \in L^{p'}(\mathbb{R}^n, \mathbb{R})\}$$

endowed with the norm $\|u\|_{H_p^s(\mathbb{R}^n, \mathbb{R})} = \|(1 + |\xi|^2)^{s/2} \widehat{u}\|_{L^{p'}(\mathbb{R}^n, \mathbb{R})}$. When $p = 2$, we recover the usual Sobolev spaces $H^s(\mathbb{R}^n, \mathbb{R})$. We also introduce the integrals

$$(C.5) \quad \Lambda_m = \left(\int_{\mathbb{R}} (1 + \xi^2)^{-m} d\xi \right)^{1/2}$$

and denote by \mathbb{B}^n the Euclidean ball in dimension n with radius 1 for which we recall that $|\mathbb{B}^n| = \pi^{n/2} / \Gamma(n/2 + 1) \leq 5.3$.

LEMMA C.1. *The sequence (Λ_m) is nonincreasing for $m > 1/2$ and for any $m \geq 1$ and $n \geq 1$*

$$(C.6) \quad \int_{\mathbb{R}^n} \frac{1}{(1 + |\xi|^2)^m} d\xi \leq |\mathbb{B}^n| \Lambda_{(m-(n-1))/2}^2.$$

PROOF. By a change of variable in polar coordinates, we get that

$$\int_{\mathbb{R}^n} \frac{1}{(1 + |\xi|^2)^m} d\xi = |\mathbb{B}^n| \int_{\mathbb{R}} \frac{r^{n-1} dr}{(1 + r^2)^m} \leq |\mathbb{B}^n| \Lambda_{(m-(n-1))/2}^2. \quad \square$$

Now, we make precise a result established by Triebel (1983), Section 3.3.1.

LEMMA C.2. *Let $p \in (1, +\infty)$, $\varepsilon > 0$ and $s > 1 + \varepsilon + n/p$. For any $u \in H_p^s(\mathbb{R}^n, \mathbb{R})$, $u \in \mathcal{C}^1(\mathbb{R}^n, \mathbb{R})$ and for some $C > 1$ depending only on ε*

$$(C.7) \quad \|u\|_{L^\infty(\mathbb{R}^n, \mathbb{R})} + \|\nabla u\|_{L^\infty(\mathbb{R}^n, \mathbb{R})} \leq C \|u\|_{H_p^s(\mathbb{R}^n, \mathbb{R})}.$$

PROOF. We use the density of the Schwartz class in $H_p^s(\mathbb{R}^n, \mathbb{R})$ and first prove the inequality for u belonging to this class. We use that

$$u(x) = \int_{\mathbb{R}^n} \widehat{u}(\xi) e^{i\xi \cdot x} d\xi = \int_{\mathbb{R}^n} [(1 + |\xi|^2)^{s/2} \widehat{u}(\xi)] \frac{e^{i\xi \cdot x}}{(1 + |\xi|^2)^{s/2}} d\xi.$$

From the Cauchy–Schwarz inequality,

$$(C.8) \quad \begin{aligned} |u(x)| &\leq \left(\int_{\mathbb{R}^n} \frac{1}{(1 + |\xi|^2)^{sp/2}} d\xi \right)^{1/p} \|u\|_{H_p^s(\mathbb{R}^n, \mathbb{R})} \\ &\leq |\mathbb{B}^n|^{1/p} \Lambda_{sp/2}^{2/p} \|u\|_{H_p^s(\mathbb{R}^n, \mathbb{R})}. \end{aligned}$$

Let $\ell \in \{1, \dots, n\}$,

$$\frac{\partial u}{\partial x_\ell} = \int_{\mathbb{R}^n} \xi_\ell \widehat{u}(\xi) e^{i\xi \cdot x} \, d\xi = \int_{\mathbb{R}^n} [(1 + |\xi|^2)^{s/2} \widehat{u}(\xi)] \frac{\xi_\ell e^{i\xi \cdot x}}{(1 + |\xi|^2)^{s/2}} \, d\xi.$$

Then, from Lemma C.1 we get

$$\begin{aligned} (C.9) \quad \left| \frac{\partial u}{\partial x_\ell} \right| &\leq \|u\|_{H_p^s(\mathbb{R}^n, \mathbb{R})} \int_{\mathbb{R}^n} \frac{|\xi_\ell|^p}{(1 + |\xi|^2)^{sp/2}} \, d\xi \\ &\leq |\mathbb{B}^n|^{1/p} \Lambda_{((s-1)p-(n-1))/2}^{2/p} \|u\|_{H_p^s(\mathbb{R}^n, \mathbb{R})}. \end{aligned}$$

By combining (C.8), (C.9) and since the function $m \mapsto \Lambda_m$ is nonincreasing, we deduce that

$$\|u\|_{L^\infty(\mathbb{R}^n, \mathbb{R})} + \|\nabla u\|_{L^\infty(\mathbb{R}^n, \mathbb{R})} \leq 2|\mathbb{B}^n|^{1/p} \Lambda_{((s-1)p-(n-1))/2}^{2/p} \|u\|_{H_p^s(\mathbb{R}^n, \mathbb{R})}.$$

Since

$$\sup_n \sup_{s>1+\varepsilon+n/p} \sup_{p>1} 2|\mathbb{B}^n|^{1/p} \Lambda_{((s-1)p-(n-1))/2}^{2/p} \leq 2 \sup_n |\mathbb{B}^n|^{1/p} \Lambda_{(1+\varepsilon)/2}^2 < \infty.$$

(C.7) is deduced for any function u of the Schwartz class which leads to the result since this class is dense in $H_p^s(\mathbb{R}^n, \mathbb{R})$. \square

Now, we recall some basic properties of the trace operator; see Adams (1975).

LEMMA C.3. Fix $a \in \mathbb{R}$ and $\sigma > 1/p$. The mapping $\gamma_{n,a} : \varphi \in \mathcal{D}(\mathbb{R}^{n+1}, \mathbb{R}) \subset H_p^\sigma(\mathbb{R}^{n+1}, \mathbb{R}) \mapsto \varphi|_{x_{n+1}=0} = \int_{\mathbb{R}^{n+1}} e^{ix'\xi'} \widehat{\varphi}(\xi_1, \dots, \xi_n, \xi_{n+1}) \, d\xi' \, d\xi_{n+1} \in H_p^{\sigma-1/p}(\mathbb{R}^n, \mathbb{R})$ is continuous with norm less than $\Lambda_\sigma^{2/p}$.

The trace operator $\gamma_{n,a}^{(p)}$ is defined as its continuous extension from $H_p^m(\mathbb{R}^{n+1}, \mathbb{R})$ to $H_p^{m-1/p}(\mathbb{R}^n, \mathbb{R})$. Since it is defined by density on $\mathcal{D}(\mathbb{R}^{n+1}, \mathbb{R}) \subset \bigcap_{p,s>1/p} H_p^s(\mathbb{R}^{n+1}, \mathbb{R})$, for $p_1 \neq p_2$ the two operators $\gamma_{n,a}^{(p_1)}$ and $\gamma_{n,a}^{(p_2)}$ coincide. For the sake of simplicity, we drop the index p , and always denote by $\gamma_{n,a} f$ the trace of a function f belonging to some space $H_p^s(\mathbb{R}^{n+1}, \mathbb{R})$ for some $s > 1/p$ and $p > 1$.

In addition, we give an explicit expression of the extension operator to the Schwartz class; see Zuily (2002), Lemma 1.17, Chapter 11. The following result is a slight modification adapted to our framework.

LEMMA C.4. Let $a \in \mathbb{R}$, $M > 0$, $p \geq 2$, $s \in (0, 2M)$ and g belonging to the Schwartz class. Then the function f defined from g on \mathbb{R}^{n+1} in the Fourier domain by

$$\begin{aligned} (C.10) \quad \widehat{f}(\xi', \xi_{n+1}) &= \Lambda_{M+1/2}^{-2} \frac{(1 + |\xi'|^2)^M \widehat{g}(\xi')}{(1 + |\xi'|^2 + \xi_{n+1}^2)^{M+1/2}} \\ \forall \xi &= (\xi', \xi_{n+1}) \in \mathbb{R}^{n+1} \end{aligned}$$

is an element of $H^{s+1/p}(\mathbb{R}^{n+1}, \mathbb{R})$ and satisfies

$$(C.11) \quad \|f\|_{H_p^{s+1/p}(\mathbb{R}^{n+1}, \mathbb{R})} \leq \Lambda_{M+1/2}^{-2} \Lambda_{Mp+p/2-1/2+sp/2}^{2/p} \|g\|_{H_p^s(\mathbb{R}^n, \mathbb{R})}$$

and $\gamma_{n,a}f = g$. Moreover, if g is symmetric, so is f .

REMARK C.5. The function f is not unique (it depends on M) since the trace operator is only a surjective operator. The main point is that we can extend the function g so that inequalities C.11 are valid for a large range of values of (p, s) and for the same functions f .

PROOF OF LEMMA C.4. All the conclusions of Lemma C.4 are stated and proved in Zuily (2002), Lemma 1.17 of Chapter 11, except (C.11), which we now focus on. To prove (C.11), observe that since $p \geq 2$

$$\begin{aligned} (1 + |\xi|^2)^{(s+1/p)p/2} |\widehat{f}(\xi)|^p &= \Lambda_{M+1/2}^{-2p} (1 + |\xi'|^2)^{Mp} \frac{|\widehat{g}(\xi')|^p}{(1 + |\xi|^2)^{Mp+p/2-sp/2-1/2}} \\ &\leq \Lambda_{M+1/2}^{-2p} (1 + |\xi'|^2)^{Mp} \frac{|\widehat{g}(\xi')|^p}{(1 + |\xi|^2)^{Mp+1/2-sp/2}}. \end{aligned}$$

Since $M > s/2$, $2Mp + 1 - sp > 1$ which implies $\xi_{n+1} \mapsto (1 + |\xi|^2)^{-(Mp+1/2-sp/2)}$ is integrable. Hence,

$$\begin{aligned} &\int_{\mathbb{R}} (1 + |\xi|^2)^{(sp+1)/2} |\widehat{f}(\xi)|^p \, d\xi_{n+1} \\ &= \Lambda_{M+1/2}^{-2p} \left(\int_{\mathbb{R}} (1 + |\xi|^2)^{-(Mp+1/2-sp/2)} \, d\xi_{n+1} \right) \\ &\quad \times (1 + |\xi'|^2)^{Mp} |\widehat{g}(\xi')|^p. \end{aligned}$$

Denote $\xi_{n+1} = (1 + |\xi'|^2)^{1/2} \eta$, then

$$\begin{aligned} \int_{\mathbb{R}} (1 + |\xi|^2)^{-(Mp+1/2-sp/2)} \, d\xi_{n+1} &= \frac{(1 + |\xi'|^2)^{1/2}}{(1 + |\xi'|^2)^{Mp+1/2-sp/2}} \\ &\quad \times \int_{\mathbb{R}} (1 + |\eta|^2)^{-(Mp+1/2-sp/2)} \, d\eta \\ &= \Lambda_{Mp+1/2-sp/2}^2 \frac{(1 + |\xi'|^2)^{1/2}}{(1 + |\xi'|^2)^{Mp+1/2-sp/2}}, \end{aligned}$$

whereby we deduce that

$$\begin{aligned} &\int_{\mathbb{R}^{n+1}} (1 + |\xi|^2)^{(sp+1)/2} |\widehat{f}(\xi)|^p \, d\xi_{n+1} \\ &= \Lambda_{M+1/2}^{-2p} \Lambda_{Mp+1/2-sp/2}^2 \\ &\quad \times \int_{\mathbb{R}^n} (1 + |\xi'|^2)^{Mp} \cdot \frac{(1 + |\xi'|^2)^{1/2}}{(1 + |\xi'|^2)^{Mp+1/2-sp/2}} |\widehat{g}(\xi')|^p \, d\xi' \end{aligned}$$

$$\begin{aligned}
&= \Lambda_{M+1/2}^{-2p} \Lambda_{Mp+1/2-sp/2}^2 \int_{\mathbb{R}^n} (1 + |\xi'|^2)^{sp/2} |\widehat{g}(\xi')|^p d\xi' \\
&= \Lambda_{M+1/2}^{-2p} \Lambda_{Mp+1/2-sp/2}^2 \|g\|_{H_p^s(\mathbb{R}^n, \mathbb{R})}^p. \quad \square
\end{aligned}$$

Based on the previous lemma, we can state the following one.

LEMMA C.6. *Let $a \in \mathbb{R}$, $M > 0$, $p \geq 2$, $s \in (0, 2M)$ and $g \in H_p^s(\mathbb{R}^n, \mathbb{R})$. Then there exists some function f belonging to $H_p^{s+1/p}(\mathbb{R}^{n+1}, \mathbb{R})$ such that $\gamma_{n,a} f = g$. In addition,*

$$(C.12) \quad \|f\|_{H_p^{s+1/p}(\mathbb{R}^{n+1}, \mathbb{R})} \leq K_M \|g\|_{H_p^s(\mathbb{R}^n, \mathbb{R})},$$

where $K_M > 0$ depends only on M . Moreover, if g is symmetric, f can also be chosen symmetric.

PROOF. We consider a sequence (g_ℓ) of functions of belonging to the Schwartz class converging to g in $H_p^s(\mathbb{R}^n, \mathbb{R})$. We fix some $M > s/2$. For any ℓ , we define an extension (f_ℓ) of the function (g_ℓ) using (C.10). Since (g_ℓ) is a Cauchy sequence in $H_p^s(\mathbb{R}^n, \mathbb{R})$, we deduce from (C.11) applied with $\sigma = s$ that

$$\|f_\ell - f_m\|_{H_p^{s+1/p}(\mathbb{R}^{n+1}, \mathbb{R})} \leq \Lambda_{M+1/2}^{-2} \Lambda_{Mp+p/2-1/2+sp/2}^{2/p} \|g_\ell - g_m\|_{H_p^s(\mathbb{R}^n, \mathbb{R})} \rightarrow 0$$

as $\ell, m \rightarrow \infty$. The sequence (f_ℓ) is a Cauchy sequence in $H_p^{s+1/p}(\mathbb{R}^{n+1}, \mathbb{R})$ and converges to some function f in $H_p^{s+1/p}(\mathbb{R}^{n+1}, \mathbb{R})$. This convergence also holds in $H_p^{s+1/p}(\mathbb{R}^{n+1}, \mathbb{R})$. Hence, we can let $\ell \rightarrow \infty$ in the inequality

$$\|f_\ell\|_{H_p^{s+1/p}(\mathbb{R}^{n+1}, \mathbb{R})} \leq \Lambda_{M+1/2}^{-2} \Lambda_{Mp+p/2-1/2+sp/2}^{2/p} \|g_\ell\|_{H_p^s(\mathbb{R}^n, \mathbb{R})}$$

to get

$$\|f\|_{H_p^{s+1/p}(\mathbb{R}^{n+1}, \mathbb{R})} \leq \Lambda_{M+1/2}^{-2} \Lambda_{Mp+p/2-1/2+sp/2}^{2/p} \|g\|_{H_p^s(\mathbb{R}^n, \mathbb{R})}.$$

To deduce (C.12), we observe that, since (Λ_m) is a nondecreasing sequence, $\sup_{p \geq 2} \Lambda_{Mp+p/2-1/2+sp/2}^{2/p} \leq \sup_{p \geq 2} \Lambda_{2M+1/2}^{2/p} < +\infty$. Therefore, we can set

$$K_M = \Lambda_{M+1/2}^{-2} \left(\sup_{p \geq 2} \Lambda_{Mp+p/2-1/2+sp/2}^{2/p} \right).$$

If g is symmetric, we can replace the sequence (g_ℓ) by its symmetric part. Therefore, the functions (f_ℓ) are symmetric and so is f . \square

From this result, we can deduce the next proposition used in the proof of Lemma 4.4.

PROPOSITION C.7. *Let $a \in \mathbb{R}$ and $k \in \mathbb{N} \setminus \{0\}$. Let $(\Phi_n)_{n \geq 0}$ be a sequence satisfying: (a) $\Phi_n \equiv 0$ if $n < k$. (b) For any $n \geq k$, Φ_n is a symmetric function belonging to $H^1(\mathbb{R}^n, \mathbb{R})$ such that $\|\Phi_n\|_{H^1(\mathbb{R}^n, \mathbb{R})} \leq B^n$ for some $B > 1$. (c) For any $n \geq 0$, $\gamma_{n,a} \Phi_{n+1} \equiv \Phi_n$. Then there exists a sequence $(g_{\ell,n})_{n \geq 0, \ell}$ such that:*

(A) *For any ℓ and any $n < k$, $g_{\ell,n} = 0$.*

(B) *For any $n \geq k$ and ℓ , $g_{\ell,n}$ are symmetric functions belonging to $\mathcal{C}^1(\mathbb{R}^n, \mathbb{R})$ such that for any ℓ , $\|g_{\ell,n}\|_{L^\infty(\mathbb{R}^n, \mathbb{R})} + \|\nabla g_{\ell,n}\|_{L^\infty(\mathbb{R}^n, \mathbb{R})} \leq M_\ell^n$ for some $M_\ell > 1$.*

(C) *For any ℓ and n , $\|g_{\ell,n} - \Phi_n\|_{H^1(\mathbb{R}^n, \mathbb{R})} \leq C^n / \ell$ for some $C > 1$ independent on ℓ and n .*

(D) *For any ℓ , the sequence $g_{\ell,n}$ also satisfies the relation $\gamma_{n,a} g_{\ell,n+1} \equiv g_{\ell,n}$.*

PROOF. Up to a translation, we can assume that $a = 0$. We can also assume that $k = 1$ and we denote $\gamma_n = \gamma_{n,0}$.

Step 1: *Approximation of functions Φ_n by smooth functions $(h_{\ell,n})$.* Set for any ℓ , $g_{\ell,0} = h_{\ell,0} = 0$. Let ℓ a fixed integer. There exists n_ℓ such that for any $n \geq n_\ell$, $B^n \geq \ell$. For $n \geq n_\ell$, we set $h_{\ell,n} \equiv 0$. Since $\|\Phi_n\|_{H^1(\mathbb{R}^n, \mathbb{R})} \leq B^n$, we deduce that for $n \geq n_\ell$,

$$(C.13) \quad \|h_{\ell,n} - \Phi_n\|_{H^1(\mathbb{R}^n, \mathbb{R})} = \|\Phi_n\|_{H^1(\mathbb{R}^n, \mathbb{R})} \leq B^n = B^{2n} B^{-n} \leq B^{2n} / \ell$$

by definition of n_ℓ . Hereafter, we define $(h_{\ell,n})$ for $n \leq n_\ell - 1$. To do so, we apply classical density results and consider a sequence $(h_{\ell,n}) \in \mathcal{D}(\mathbb{R}^n, \mathbb{R})$, such that for any ℓ inequality (C.13) is satisfied for any $1 \leq n \leq n_\ell$.

Since the functions $h_{\ell,n}$ are both smooth and compactly supported and $h_{\ell,n} \equiv 0$ for $n \geq n_\ell$, the constant

$$(C.14) \quad C_{\ell,p} = \sup_{n \geq 0} \|h_{\ell,n}\|_{H_p^2(\mathbb{R}^n, \mathbb{R})}$$

is finite.

We can replace the sequence $(h_{\ell,n})$ by the symmetric part of each function and since each Φ_n is symmetric, we can assume that all the functions $(h_{\ell,n})$ are symmetric. We modify by induction the sequence $(h_{\ell,n})$ in order to define a new sequence $(g_{\ell,n})$ satisfying the compatibility relations (D).

Step 2: *Definition of the sequences $(g_{\ell,n})$ for $n \geq 0$.* For $n = 0$, we set $g_{\ell,0} \equiv 0$ for any $\ell \geq 1$. When $n = 1$, the continuity of the trace of functions of $H^1(\mathbb{R}, \mathbb{R})$ yields $|\gamma_1 h_{\ell,1} - \Phi_1(0)| = |h_{\ell,1}(0) - \Phi_0| = |h_{\ell,1}(0)| \leq A / \ell$ for some $A > 0$. Let φ be a symmetric function belonging to $\mathcal{D}(\mathbb{R}, \mathbb{R})$ such that $\varphi(0) = 1$ and set $g_{\ell,1} = h_{\ell,1} - h_{\ell,1}(0)\varphi$. This sequence clearly belongs to $(\bigcap_{p>1} H_p^2(\mathbb{R}, \mathbb{R})) \cap H^1(\mathbb{R}, \mathbb{R})$, and all functions $g_{\ell,1}$ are symmetric. First, we can check that for any ℓ , $g_{\ell,1}(1) = 0 = g_{\ell,0}$ and so (D) is satisfied for $n = 0$. Second, since $|h_{\ell,1}(0)| \leq A / \ell$ for some $A > 0$ and $\|h_{\ell,1} - \Phi_1\|_{H^1(\mathbb{R}, \mathbb{R})} \leq B^2 / \ell$ as stated in (C.13), we deduce that $\|g_{\ell,1} - \Phi_1\|_{H^1(\mathbb{R}, \mathbb{R})} \leq C / \ell$ for some $C > 1$ with $C = B^2 + A > 1$.

Assume that we have defined for any ℓ by induction some symmetric functions $g_{\ell,N}$, belonging respectively to $(\bigcap_{p>N} H_p^2(\mathbb{R}^N, \mathbb{R})) \cap H^1(\mathbb{R}^N, \mathbb{R})$, satisfying (D) for $n = 1, \dots, N$ and for any $\ell, p > N$

$$(C.15) \quad \|g_{\ell,n}\|_{H_p^2(\mathbb{R}^n, \mathbb{R})} \leq D_{\ell,p}^n$$

for some $D_{\ell,p} \geq \max(\Lambda_2^{2/p} C_\ell, C_\ell, 2K_2 + 1, \|g_{\ell,1}\|_{H_p^2(\mathbb{R}^n, \mathbb{R})})$ and

$$(C.16) \quad \|g_{\ell,N} - \gamma_N h_{N+1,\ell}\|_{H^1(\mathbb{R}^n, \mathbb{R})} \leq C^N / \ell$$

for some $C > 1$. Now, we define for any ℓ the functions $g_{\ell,N+1}$. The function $g_{\ell,N+1}$ will be of the form $g_{\ell,N+1} = h_{\ell,N+1} + \tilde{h}_{\ell,N+1}$, where $\tilde{h}_{\ell,N+1}$ is a function depending on $g_{\ell,N}$ and $h_{\ell,N+1}$.

Let us explain how the functions $\tilde{h}_{\ell,N+1}$ are defined. Since we require that $\gamma_N g_{\ell,N+1} = g_{\ell,N}$, we have necessarily $\gamma_N \tilde{h}_{\ell,N+1} = \gamma_N g_{\ell,N+1} - \gamma_N h_{\ell,N+1} = g_{\ell,N} - \gamma_N h_{\ell,N+1}$. Then to define the function $\tilde{h}_{\ell,N+1}$, we have to extend the function $g_{\ell,N} - \gamma_N h_{\ell,N+1}$ to \mathbb{R}^{n+1} , which is possible in view of Lemma C.6. We now use induction assumptions (C.15), (C.14)

$$\begin{aligned} \|g_{\ell,N} - \gamma_N h_{\ell,N+1}\|_{H_p^2(\mathbb{R}^N, \mathbb{R})} &\leq \|g_{\ell,N}\|_{H_p^2(\mathbb{R}^N, \mathbb{R})} + \|\gamma_N h_{\ell,N+1}\|_{H_p^2(\mathbb{R}^N, \mathbb{R})} \\ &\leq D_{\ell,p}^N + \Lambda_2^{2/p} \|h_{\ell,N+1}\|_{H_p^2(\mathbb{R}^{N+1}, \mathbb{R})} \\ &\leq D_{\ell,p}^N + \Lambda_2^{2/p} C_\ell \leq 2D_{\ell,p}^N, \end{aligned}$$

where the last inequality comes from the bound $D_{\ell,p} \geq \Lambda_2^{2/p} C_\ell$.

Now, we apply Lemma C.6 to $g = g_{\ell,N} - \gamma_N h_{\ell,N+1}$, with $M = 2$ and successively for $s = 2, p > N + 1, s = 1, p = 2$. Then we get the existence of $\tilde{h}_{\ell,N+1} \in (\bigcap_{p>N+1} H_p^{2+1/p}(\mathbb{R}^{N+1}, \mathbb{R})) \cap H^{1+1/2}(\mathbb{R}^{N+1}, \mathbb{R}) \subset (\bigcap_{p>N} H_p^2(\mathbb{R}^{N+1}, \mathbb{R})) \cap H^1(\mathbb{R}^{N+1}, \mathbb{R})$ such that $\gamma_N \tilde{h}_{\ell,N+1} = g_{\ell,N} - \gamma_N h_{\ell,N+1}$, which satisfies:

- $\|\tilde{h}_{\ell,N+1}\|_{H_p^2(\mathbb{R}^N, \mathbb{R})} \leq 2K_2 D_{\ell,p}^N$ with $p > N + 1$. In view of $g_{\ell,N+1} = h_{\ell,N+1} + \tilde{h}_{\ell,N+1}$ and $D_{\ell,p} \geq \max(C_\ell, 2K_2 + 1)$, it implies $\|\tilde{h}_{\ell,N+1}\|_{H_p^2(\mathbb{R}^N, \mathbb{R})} \leq \|h_{\ell,N+1}\|_{H_p^2(\mathbb{R}^N, \mathbb{R})} + \|\tilde{h}_{\ell,N+1}\|_{H_p^2(\mathbb{R}^N, \mathbb{R})} \leq C_\ell + 2K_2 D_{\ell,p}^N \leq D_{\ell,p}^{N+1}$ which means that (C.15) is satisfied for $n = N + 1$.
- $\|\tilde{h}_{\ell,N+1}\|_{H^1(\mathbb{R}^{n+1}, \mathbb{R})} \leq K_2 \|g_{\ell,N} - \gamma_N h_{\ell,N+1}\|_{H^{1/2}(\mathbb{R}^n, \mathbb{R})}$. By (C.16), we can replaced C by $\max(C, K_2)$ and deduce

$$(C.17) \quad \begin{aligned} \|\tilde{h}_{\ell,N+1}\|_{H^1(\mathbb{R}^{N+1}, \mathbb{R})} &\leq C \|g_{\ell,N} - \gamma_N h_{\ell,N+1}\|_{H^{1/2}(\mathbb{R}^n, \mathbb{R})} \\ &\leq C^N \|g_{\ell,0} - \gamma_N h_{\ell,1}\|_{H^{1/2}(\mathbb{R}^n, \mathbb{R})} \leq C^N / \ell \end{aligned}$$

which means that (C.16) holds for $n = N + 1$.

We then define a sequence $(g_{\ell,N})$ which satisfies the two induction assumptions for $n = N + 1$.

Step 3: Proof of properties (A)–(D) for $g_{\ell,N+1} = h_{\ell,N+1} + \tilde{h}_{\ell,N+1}$. Property (A) is obvious by definition of $(g_{\ell,0})$. By construction, we have that, for any ℓ , $\tilde{h}_{\ell,N+1}$ is a symmetric function belonging to $\bigcap_{p>N+1} H_p^2(\mathbb{R}^{n+1}, \mathbb{R}) \subset C^1(\mathbb{R}^{n+1}, \mathbb{R})$ (see Lemma C.2), and so is $g_{\ell,N+1}$. Further, applying once more Lemma C.2 with $p = p_n > 3/2n$ and property (C.15) of the sequence $(g_{\ell,n})$ we get

$$\|g_{\ell,n}\|_{L^\infty(\mathbb{R}^n, \mathbb{R})} + \|\nabla g_{\ell,n}\|_{L^\infty(\mathbb{R}^n, \mathbb{R})} \leq \tilde{D}_\ell^n$$

with $\tilde{D}_\ell = \Lambda_{1/2} D_{\ell,p_n}$. Hence, (B) is satisfied. The relation $\gamma_{N\ell} g_{\ell,N+1} = g_{\ell,N}$ directly ensues from their definitions and yields property (D). Since $g_{\ell,N+1} - \Phi_{N+1} = (h_{\ell,N+1} - \Phi_{N+1}) + \tilde{h}_{\ell,N+1}$, combining (C.13) and (C.17) implies that (C) is satisfied for $n = N + 1$. \square

Acknowledgements. The authors would like to thank Giovanni Conforti, Nicolas Privault, Mathias Rafler and Sylvie Roelly for fruitful discussions and for providing interesting references. The authors are also grateful to the Associate Editor and the two anonymous referees who helped to improve a previous version of the manuscript.

REFERENCES

- ADAMS, R. A. (1975). *Sobolev Spaces*. Academic Press, New York. [MR0450957](#)
- ALBEVERIO, S., KONDRATIEV, Y. G. and RÖCKNER, M. (1996). Differential geometry of Poisson spaces. *C. R. Acad. Sci. Paris Sér. I Math.* **323** 1129–1134. [MR1423438](#)
- ALBEVERIO, S., KONDRATIEV, YU. G. and RÖCKNER, M. (1998). Analysis and geometry on configuration spaces. *J. Funct. Anal.* **154** 444–500. [MR1612725](#)
- BIRMAN, M. SH. and SOLOMJAK, M. Z. (1987). *Spectral Theory of Selfadjoint Operators in Hilbert Space*. Reidel, Dordrecht. [MR1192782](#)
- CARLEN, E. A. and PARDOUX, É. (1990). Differential calculus and integration by parts on Poisson space. In *Stochastics, Algebra and Analysis in Classical and Quantum Dynamics (Marseille, 1988)*. *Math. Appl.* **59** 63–73. Kluwer Academic, Dordrecht. [MR1052702](#)
- CHEN, L. H. Y. (1975). Poisson approximation for dependent trials. *Ann. Probab.* **3** 534–545. [MR0428387](#)
- DALEY, D. J. and VERE-JONES, D. (2003). *An Introduction to the Theory of Point Processes. Vol. I: Elementary Theory and Methods*, 2nd ed. Springer, New York. [MR1950431](#)
- DALEY, D. J. and VERE-JONES, D. (2008). *An Introduction to the Theory of Point Processes. Vol. II: General Theory and Structure*, 2nd ed. Springer, New York. [MR2371524](#)
- DECREUSEFOND, L., JOULIN, A. and SAVY, N. (2010). Upper bounds on Rubinstein distances on configuration spaces and applications. *Commun. Stoch. Anal.* **4** 377–399. [MR2677197](#)
- ELLIOTT, R. J. and TSOI, A. H. (1993). Integration by parts for Poisson processes. *J. Multivariate Anal.* **44** 179–190. [MR1219202](#)
- EVANS, L. C. and GARIEPY, R. F. (1992). *Measure Theory and Fine Properties of Functions*. CRC Press, Boca Raton, FL. [MR1158660](#)
- FANG, S. and MALLIAVIN, P. (1993). Stochastic analysis on the path space of a Riemannian manifold. I. Markovian stochastic calculus. *J. Funct. Anal.* **118** 249–274. [MR1245604](#)
- HÖRMANDER, L. (2003). *The Analysis of Linear Partial Differential Operators I: Distribution Theory and Fourier Analysis*, 2nd ed. Springer, Berlin.

- JAMES, W. and STEIN, C. (1961). Estimation with quadratic loss. In *Proc. 4th Berkeley Sympos. Math. Statist. and Prob., Vol. I* 361–379. Univ. California Press, Berkeley, CA. [MR0133191](#)
- MØLLER, J. and WAAGEPETERSEN, R. P. (2004). *Statistical Inference and Simulation for Spatial Point Processes. Monographs on Statistics and Applied Probability* **100**. Chapman & Hall/CRC, Boca Raton, FL. [MR2004226](#)
- MURR, R. (2012). Reciprocal classes of Markov processes. An approach with duality formulae. Ph.D. thesis.
- PRAT, J.-J. and PRIVAULT, N. (1999). Explicit stochastic analysis of Brownian motion and point measures on Riemannian manifolds. *J. Funct. Anal.* **167** 201–242. [MR1710625](#)
- PRIVAULT, N. (1994). Chaotic and variational calculus in discrete and continuous time for the Poisson process. *Stoch. Stoch. Rep.* **51** 83–109. [MR1380764](#)
- PRIVAULT, N. (2009). *Stochastic Analysis in Discrete and Continuous Settings with Normal Martingales. Lecture Notes in Math.* **1982**. Springer, Berlin. [MR2531026](#)
- PRIVAULT, N. and RÉVEILLAC, A. (2006). Superefficient drift estimation on the Wiener space. *C. R. Math. Acad. Sci. Paris* **343** 607–612. [MR2269873](#)
- PRIVAULT, N. and RÉVEILLAC, A. (2008). Stein estimation for the drift of Gaussian processes using the Malliavin calculus. *Ann. Statist.* **36** 2531–2550. [MR2458197](#)
- PRIVAULT, N. and RÉVEILLAC, A. (2009). Stein estimation of Poisson process intensities. *Stat. Inference Stoch. Processes.* **12** 37–53. [MR2486115](#)
- PRIVAULT, N. and TORRISI, G. L. (2011). Density estimation of functionals of spatial point processes with application to wireless networks. *SIAM J. Math. Anal.* **43** 1311–1344. [MR2821586](#)
- RÖCKNER, M. and SCHIED, A. (1999). Rademacher’s theorem on configuration spaces and applications. *J. Funct. Anal.* **169** 325–356. [MR1730565](#)
- RUBINSTEIN, R. Y. and SHAPIRO, A. (1993). *Discrete Event Systems: Sensitivity Analysis and Stochastic Optimization by the Score Function Method*. Wiley, Chichester. [MR1241645](#)
- STEIN, C. (1956). Inadmissibility of the usual estimator for the mean of a multivariate normal distribution. In *Proceedings of the Third Berkeley Symposium on Mathematical Statistics and Probability, 1954–1955, Vol. I* 197–206. Univ. California Press, Berkeley and Los Angeles. [MR0084922](#)
- STEIN, C. M. (1981). Estimation of the mean of a multivariate normal distribution. *Ann. Statist.* **9** 1135–1151. [MR0630098](#)
- STOYAN, D., KENDALL, W. S. and MECKE, J. (1987). *Stochastic Geometry and Its Applications*. Wiley, Chichester. [MR0895588](#)
- TRIEBEL, H. (1983). *Theory of Functions Spaces*. Birkhauser, Basel.
- ZUILY, C. (2002). *Éléments de distributions et d’équations aux dérivées partielles*. Dunod, Paris.

LABORATOIRE JEAN KUNTZMANN
DÉPARTEMENT DE STATISTIQUES
UNIVERSITY GRENOBLE ALPES
GRENOBLE CEDEX 9
FRANCE
E-MAIL: jean-francois.coeurjolly@upmf-grenoble.fr