

STABILITY OF A STOCHASTIC MODEL FOR DEMAND-RESPONSE

BY JEAN-YVES LE BOUDEC AND DAN-CRISTIAN TOMOZEI

École Polytechnique Fédérale de Lausanne

We study the stability of a Markovian model of electricity production and consumption that incorporates production volatility due to renewables and uncertainty about actual demand versus planned production. We assume that the energy producer targets a fixed energy reserve, subject to ramp-up and ramp-down constraints, and that appliances are subject to demand-response signals and adjust their consumption to the available production by delaying their demand. When a constant fraction of the delayed demand vanishes over time, we show that the general state Markov chain characterizing the system is positive Harris and ergodic (i.e., delayed demand is bounded with high probability). However, when delayed demand increases by a constant fraction over time, we show that the Markov chain is non-positive (i.e., there exists a non-zero probability that delayed demand becomes unbounded). We exhibit Lyapunov functions to prove our claims. In addition, we provide examples of heating appliances that, when delayed, have energy requirements corresponding to the two considered cases.

1. Introduction. Recent results on modeling future electricity markets [12] suggest that they lead to highly undesirable equilibria for consumers, producers, or both. A main reason for such an outcome might be the combination of volatility in supply and demand, the delays required for any unplanned capacity increase, and the inflexibility of demand that leads to high disutility (cost of blackouts). Further, the use of renewable energy sources, such as wind and solar, increases volatility and worsens these effects [9].

Demand-response is advocated [5] as a mechanism to reduce ramp-up requirements and to adapt to the volatility of the electricity supply, typical of renewable sources. A deployments report [3] shows the feasibility of delaying the starting of air conditioners by using signals from the distributor.

Received November 2011.

*This is an extended version of the conference paper “Satisfiability of Elastic Demand in the Smart Grid” by the same authors, in proceedings of the IARIA Energy 2011 conference held in May 22-27, 2011 in Venice, Italy.

AMS 2000 subject classifications: 60J05, 93E15.

Keywords and phrases: General state Markov chain stability, smart grids, demand-response, macroscopic model.

Adaptive appliances combined with simple, distributed demand-response algorithms are advocated [4, 8]; they are assumed to reduce, or delay, their demand when the grid is not able to satisfy them. Some examples follow: e-cars, which may have some flexibility regarding the time and the rate at which their batteries can be loaded; heating systems or air conditioners, which can delay their demand if instructed to; and hybrid appliances, which use alternative sources in replacement for the energy that the grid cannot supply. If the alternative energy source is a battery, then it will need to be replenished at a later point in time, which will eventually lead to later demand.

The presence of adaptive appliances that respond to demand-response signals helps address the volatility of renewable energy supply, however, backlogged demand is likely to be merely delayed, rather than canceled; this introduces a feedback loop into the global system of consumers and producers. Potentially, the backlogged demand can be increased to a point where future demand becomes excessive. In other words, one key question is whether it is possible to stabilize the system. This is the question we address in this paper.

To address this fundamental question, we consider a macroscopic model, inspired by the model of Meyn et al. [9]. We assume that the electricity supply follows a two-step allocation process: First, in a forecast step (*day-ahead market*) the demand and renewable supply are forecast, and the total supply is planned; Second, (*real-time market*) the actual, volatile demand and renewable supply are matched as closely as possible. Like Cho and Meyn [1], we assume that the rate at which the supply can be increased in the real-time step is subject to ramp-up and ramp-down constraints. Indeed, it is shown in this reference that it is an essential feature of the real-time market. We modify the model of Meyn et al. [9] and assume that the whole demand is adaptive. Although this is clearly an exaggerated assumption, we do it for simplicity and as a first step, leaving the combination of adaptive and non-adaptive demand for future research. We are interested in simple, distributed algorithms, as suggested by Keshav and Rosenberg [4], therefore, we assume that the suppliers cannot directly observe the backlogged demand; in contrast, they see only the actual instantaneous demand; at any point in time where the supply cannot match the actual demand, we assume that demand-response signals are sent and that the backlogged demand increases.

Our model is macroscopic, so we do not model in detail the mechanism by which appliances adapt to the available capacity; several possible directions for achieving this are described by Keshav and Rosenberg [4]. We do con-

sider, however, two essential parameters of the adaptation process. First, the *delay* $1/\lambda$ is the average delay after which frustrated demand is expressed again. Second, the *evaporation* μ is the fraction of backlogged demand that disappears and will not be resubmitted per time unit. The inverse delay λ is clearly positive; in contrast, as discussed in Section 2 and in Appendix A, it is reasonable to assume that some adaptive appliances naturally lead to a positive evaporation (this is the case for a simple model of heating systems), but it is not excluded that inefficiencies in some appliances lead to negative evaporation.

Within these modeling assumptions, the electricity suppliers are confronted with a scheduling problem: how much capacity should be bought in the real time market to match the adaptive demand? The effect of demand-response is to increase the latent demand, due to backlogged demand returning into the system. This is the mechanism by which the system might become unstable. We consider a threshold based mechanism [9]. It consists in targeting some fixed supply reserve at any point in time; the target reserve might not be met, due to volatility of renewable supply and of demand, and due to the ramp-up and ramp-down constraints.

Our contribution is to show that if evaporation is positive, then indeed any such threshold policy stabilizes the system. In contrast, if evaporation is negative, then there exists no threshold policy that stabilizes the system. We conjecture that when evaporation is zero, the system remains stable.

Our results suggest that evaporation plays a central role. Simple adaptation mechanisms, as described in this paper, might work if evaporation is positive (as is generally expected), but will not work if evaporation is negative, i.e., the fact that demand is backlogged implies that a higher fraction of demand returns into the system. This suggests that future research needs to be done in order to gain a deeper understanding of evaporation, whether it can truly be assumed to be positive, and if not, how to control it.

We use discrete time, for tractability. We use the theory of Markov chains on general state spaces [10]. In Section 2, we describe the assumptions and the model, and we relate our model to prior work. In Section 3, we study the stability of the system under threshold policies. We give proofs in Section 4. In the appendix we discuss whether evaporation can be positive or negative when the appliance is a heating system, including heat pumps.

2. Model and assumptions.

2.1. *Assumptions and notation.* We use a discrete model, where $t \in \mathbb{N}$ represents the time elapsed since the beginning of the day. The time unit

represents the time scale at which scheduling decisions are made, and is of the order of the second.

The supply is made of two parts: the planned supply $G^f(t)$ (forecast in the day-ahead market), and the actual supply $G^a(t)$, which may differ, due to two causes. First, the forecasted supply might not be met, due to fluctuations, for example in wind and sunshine. Second, the suppliers attempt to match the demand by adding (or subtracting) some supply, bought in the real-time market. We assume that this latter term is limited by the ramp-up and ramp-down constraints. We model the actual supply as

$$(1) \quad G^a(t) = G(t-1) + G^f(t) + M(t),$$

where $M(t)$ is the random deviation from the planned supply due to renewables, $G(t-1)$ is the supply decision in the real-time market. We view $G^f(t)$ as deterministic and given (it was computed yesterday in the day-ahead market), $M(t)$ as an exogenous stochastic process, imposed by nature, and $G(t-1)$ as a control variable.

We call $D^a(t)$ the “natural” demand. It is the total electricity demand that would exist if the supply were sufficient. In addition, at every time t , there is the *backlogged demand* $B(t)$, which results from the use of demand-response: $B(t)$ is the demand expressed at time t due to a previous demand being backlogged. The total effective demand, or expressed demand, is

$$(2) \quad E^a(t) = D^a(t) + B(t).$$

We model the effect of demand-response as follows:

$$(3) \quad B(t) = \lambda Z(t)$$

$$(4) \quad Z(t+1) = Z(t) - B(t) - \mu Z(t) + F(t)$$

$$(5) \quad F(t) = [E^a(t) - G^a(t)]^+.$$

In the above equations, $F(t)$ is the *frustrated* demand, i.e., that is denied satisfaction at time t . Equation (5) expresses that, through adaptation, the demand that is served is equal to the minimum of the actual demand and the supply. The variable $Z(t)$ is the *latent backlogged* demand; it is the demand that was delayed, but might be expressed later. It is incremented by the frustrated demand.

When $\mu = 0$ Equation (3) can be interpreted as the approximation of a delay in the expression of frustrated demand via the use of a first-order filter (the average delay amounts to λ^{-1} time slots).

The evolution of the latent backlogged demand is expressed by Equation (4). The returning demand $B(t)$ is removed from the backlog (some of it returns to the backlog, by means of Equation (5) at some later time). The remaining backlog evaporates at a rate μ , which captures the effect that delaying demand has on the total amount of demand. Delaying a demand could indeed result in a decreased backlogged demand, in which case the evaporation factor is positive. For example this occurs if we delay heating a building equipped with a heating system whose energy efficiency is constant (as we discuss in Appendix A.1); such a heating system will request more energy in the future, but the integral of the energy consumed over time is less whenever some heating requests are delayed. In this case, positive evaporation comes at the expense of a (hopefully slight) decrease in comfort (measured by temperature in the room). In other cases, though, we do not exclude the possibility that evaporation be negative. This might occur for example with heat pumps, as discussed in Appendix A.2.

Like Meyn et al. [9], we assume that the natural demand can be forecast with some error, so that

$$(6) \quad D^a(t) = D(t) + D^f(t),$$

where the forecasted demand $D^f(t)$ is deterministic and $D(t)$, the deviation from the forecast, is modeled as an exogenous stochastic process. We assume that the day-ahead forecast is done with some fixed safety margin r_0 , so that

$$(7) \quad G^f(t) = D^f(t) + r_0.$$

2.2. The stochastic model. We model the fluctuations in demand $D(t)$ and renewable supply $M(t)$ as stochastic processes such that their difference $M(t) - D(t)$ is the integral of an iid noise sequence $(N(t), t \geq 0)$ of zero mean $\mathbb{E}[N] = 0$, finite second moment $\mathbb{E}[N^2] = \sigma^2$, with a distribution of continuous density $\rho(\cdot)$ everywhere positive on \mathbb{R} :

$$(8) \quad (M(t+1) - D(t+1)) - (M(t) - D(t)) = N(t+1).$$

Let $R(t)$ be the reserve, i.e the difference between the actual production and the expressed demand, defined by

$$(9) \quad R(t) = G^a(t) - E^a(t)$$

and let $I(t)$ be the increment in supply bought on the real-time market, i.e.

$$(10) \quad I(t) = G(t) - G(t-1).$$

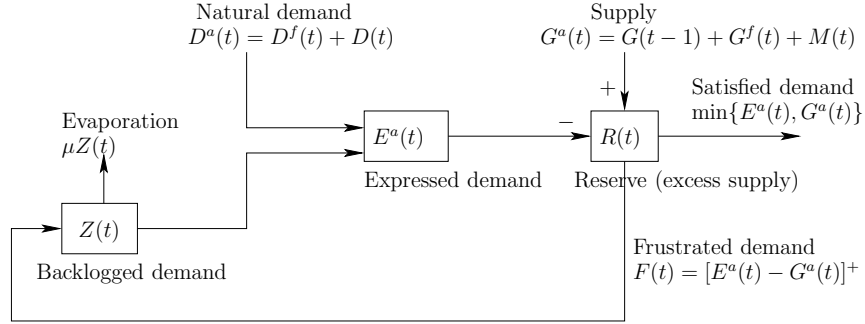


FIG 1. System model.

Putting all the above equations together, we obtain the system equations:

$$(11) \quad R(t+1) = R(t) + I(t) + N(t+1) - \lambda(Z(t+1) - Z(t)),$$

$$(12) \quad Z(t+1) = (1 - \lambda - \mu)Z(t) + \mathbb{1}_{\{R(t) < 0\}} |R(t)|.$$

Thus we can describe our system by a two-dimensional stochastic process $X(t) = (R(t), Z(t))$, with $t \in \mathbb{N}$.

The sequence $I(t)$ is the control sequence. It satisfies the *ramp-up and ramp-down constraints*:

$$-\xi \leq I(t) \leq \zeta,$$

where ζ and ξ are some positive constants.

We assume a simple, threshold-based control that attempts to make the reserve equal to some threshold value $r^* > \zeta$; therefore

$$(13) \quad I(t) = \max(\min(\zeta, r^* - R(t)), -\xi).$$

In summary, we have as a model the stochastic sequence $X = (X(t))_{t \in \mathbb{N}}$ defined by

$$(14) \quad \begin{aligned} R(t+1) = & R(t) - \lambda \mathbb{1}_{\{R(t) < 0\}} |R(t)| + \lambda(\lambda + \mu)Z(t) \\ & + (\zeta \wedge (r^* - R(t))) \vee (-\xi) + N(t+1), \end{aligned}$$

$$(15) \quad Z(t+1) = \mathbb{1}_{\{R(t) < 0\}} |R(t)| + (1 - \lambda - \mu)Z(t),$$

where N is a zero-mean finite variance iid noise sequence. The system is depicted in Figure 1.

Note that X is a Markov chain on the state space $\mathbb{S} = \mathbb{R} \times \mathbb{R}^+$.

2.3. *Related models.* Let us now discuss some similar models that have been considered in the literature.

Meyn and Tweedie [10] consider the so-called Linear State Space model (LSS), which introduces an n -dimensional stochastic process $X = \{X_k\}_k$, with $X_k \in \mathbb{R}^n$. For matrices $F \in \mathbb{R}^{n \times n}$, $G \in \mathbb{R}^{n \times p}$, and for a sequence of i.i.d. random variables of finite mean taking values in \mathbb{R}^p , the process evolves as

$$(16) \quad X_k = FX_{k-1} + GW_k, \quad k \geq 1.$$

Our model (14)-(15) can be expressed as a superposition of four such LSS models, depending on the current state of the Markov chain. The challenge of showing that our model is stable comes from the fact that in the part of the state space in which $R(t) < 0$, the corresponding LSS does not satisfy the stability condition (LSS5) of [10] (which requires that the eigenvalues of F be contained in the open unit disk of \mathbb{C}).

Neely et al. [11] propose a slightly different model for capturing the elasticity of demand. More specifically, the authors consider a scenario in which a deterministically *bounded* amount of demand arrives at each time step, and the supplier decides whether to buy an additional amount of energy from an external source at a certain cost. The unsatisfied demand is backlogged. A threshold policy is analyzed and found to be stable (the size of the backlog is found to be deterministically bounded) and optimal. Pricing decisions are also explored. The main differences with our work are the following:

- Additional parameters that model delay and loss of backlogged demand (i.e. λ and μ) enrich our model's expressiveness.
- We consider potentially unbounded demand (modeled as the integral of a zero-mean finite-variance random variable), which makes proving stability more challenging.
- No results on pricing and cost-optimality are included in the present work.

The continuous time model of Cho and Meyn [2] seeks to capture the presence of two types of energy sources, primary and ancillary, the latter being less desirable (i.e. more costly) than the former, both subject to (different) ramp-up constraints. A threshold policy is again discussed in the context of rigid demand, which is simply dropped if not enough energy is available. The analyzed Markov chain is a two-dimensional process in which the first coordinate has the quantity of energy used from the ancillary source in order to satisfy as much demand as possible, and the second coordinate has the reserve (i.e., energy surplus).

3. System stability under a threshold policy. Let us study how the system stability of (14)-(15) depends on the evaporation parameter μ .

We define the following four domains:

$$\begin{aligned} D_1 &= (-\infty, 0) \times \mathbb{R}_+, & D_2 &= [0, r^* - \zeta) \times \mathbb{R}_+, & D_3 &= [r^* - \zeta, r^* + \xi) \times \mathbb{R}_+, \\ & & & & D_4 &= [r^* + \xi, \infty) \times \mathbb{R}_+. \end{aligned}$$

Then we can rewrite the process (14)-(15) in matrix form:

$$X(t+1) = \sum_{i=1}^4 \mathbb{1}_{\{X(t) \in D_i\}} [A_i X(t) + b_i] + N_0(t+1),$$

where

$$\begin{aligned} X(t) &= \begin{bmatrix} R(t) \\ Z(t) \end{bmatrix}, \quad N_0(t) = \begin{bmatrix} N(t) \\ 0 \end{bmatrix}, \\ b_1 = b_2 = \zeta_0 &= \begin{bmatrix} \zeta \\ 0 \end{bmatrix}, \quad b_3 = r_0^* = \begin{bmatrix} r^* \\ 0 \end{bmatrix}, \quad b_4 = -\xi_0 = -\begin{bmatrix} \xi \\ 0 \end{bmatrix}, \quad \text{and} \\ A_1 &= \begin{bmatrix} 1 + \lambda & \lambda(\lambda + \mu) \\ -1 & 1 - \lambda - \mu \end{bmatrix}, \quad A_2 = A_4 = \begin{bmatrix} 1 & \lambda(\lambda + \mu) \\ 0 & 1 - \lambda - \mu \end{bmatrix}, \\ A_3 &= \begin{bmatrix} 0 & \lambda(\lambda + \mu) \\ 0 & 1 - \lambda - \mu \end{bmatrix}. \end{aligned}$$

The main reason the analysis of system stability is challenging is because both A_1 and $A_2 = A_4$ admit 1 as an eigenvalue.

3.1. Positive evaporation. We first consider that the evaporation μ is positive, in other words a constant fraction of the delayed demand vanishes over time. For example, this is the setting of a heating appliance with a constant coefficient of performance, which we describe in Appendix A.1.

Then we have the first result in the form of the following

THEOREM 1. *For some function $f \geq 1$, define the f -norm of a signed measure ν as $\|\nu\|_f := \sup_{g: |g| \leq f} |\nu(g)|$. If the evaporation $\mu > 0$, the Markov chain (14-15) is positive Harris and aperiodic. There exists a function $f \geq 1$ such that for any initial distribution ρ , the chain converges to its unique invariant probability measure in f -norm, i.e.*

$$\left\| \int \rho(dx) \mathbb{P}^n(x, \cdot) - \pi(\cdot) \right\|_f \xrightarrow{n \rightarrow \infty} 0.$$

The proof uses the theory of general state-space Markov chains. The following Lemmas are instrumental in proving the result. The proofs are found in Section 4.

LEMMA 1. *If $1 - \lambda - \mu < 1$, then there exists a measure φ such that the Markov chain (14-15) is φ -irreducible.*

A set C is said to be ν_T -small for some non-trivial measure ν_T and a positive integer T , if for all $x \in C$, the probability of reaching any measurable B is $\mathbb{P}^T(x, B) \geq \nu_T(B)$.

Furthermore, a set C is petite if there exists a distribution h on the positive integers and a non-trivial measure ν_h , such that for any $x \in C$, and for any Borel set B , the transition kernel of the *sampled chain* has the following property:

$$K_h(x, B) := \sum_{t \geq 0} h(t) \mathbb{P}^t(x, B) > \nu_h(B).$$

A ν_T -small set is implicitly δ_T -petite, where δ_T is the Dirac distribution.

LEMMA 2. *For any set $C = J \times [0, b]$, with J a finite closed interval and $b > 0$, there exists $T_0 > 0$ and non-trivial measures $(\nu_T)_{T \geq T_0}$ such that C is ν_T -small for all $T \geq T_0$.*

Two direct consequences follow:

COROLLARY 1. *The Markov chain (14-15) is aperiodic.*

COROLLARY 2. *Any compact subset of the state space is petite.*

In our proof of Theorem 1, we exhibit a Lyapunov function for the system, which has a negative drift outside of a compact set surrounding the origin. The existence of such a function, along with the previous results, enables us to apply Theorem 14.0.1 of Meyn and Tweedie [10], by which we conclude.

3.2. *Negative evaporation.* Consider now that the evaporation μ is negative. In this case, a returning delayed job requires a higher fraction $(1 - \mu)$ of resources than the original submitted job. An example of such appliance is given in Appendix A.2. Then we have the following:

THEOREM 2. *If $\mu < 0$, the Markov chain (14-15) is non-positive.*

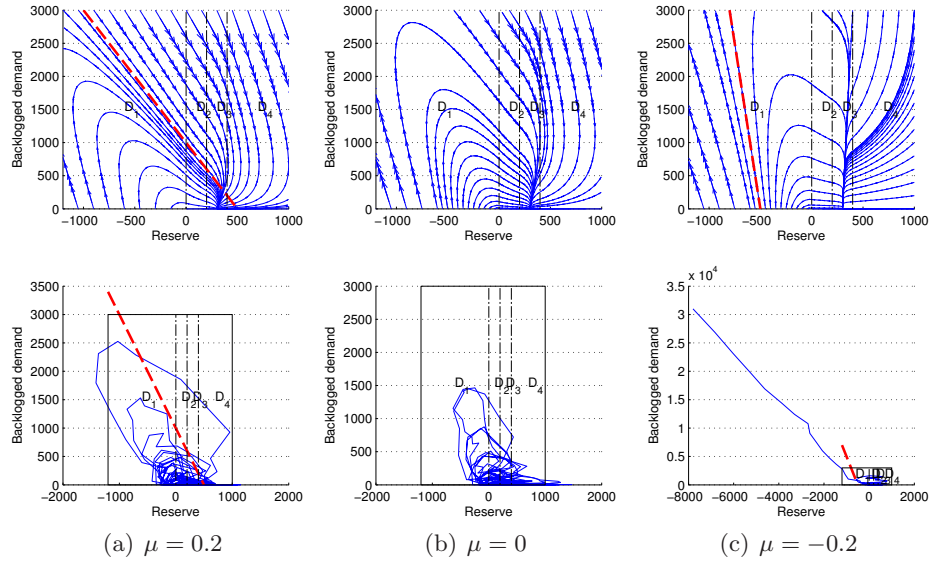


FIG 2. Fluid trajectories and 500 iterations of the Markov process (14)-(15) for $\zeta = \xi = 100, r^* = 300, \sigma = 200, \lambda = 0.3$; In the top plots we plot the fluid trajectories for the rectangular regions depicted in the bottom plots.

In the proof, we find a function that has finite increments and is such that, outside a certain level set, its drift is negative. By Theorem 11.5.2 from Meyn and Tweedie [10] we reach the conclusion.

We sum up the two results in the following:

COROLLARY 3. *If a positive fraction of the latent demand disappears during each time slot ($\mu > 0$), then any threshold policy stabilizes the system. But, if delaying any job results in an increase of its requirement/workload by a positive fraction ($\mu < 0$), then there exists no threshold policy that stabilizes the system.*

3.3. Zero evaporation and sample trajectories. In Figure 2, we plot the trajectories of the associated differential equations (or the *fluid trajectories*) for the three cases ($\mu > 0$, $\mu = 0$, and $\mu < 0$) for different starting points, along with the velocity vectors ($\dot{x}(t)$). These solutions can be expressed analytically and we give their expressions in Appendix B.

The limit case of $\mu = 0$ is not studied in detail this paper. We conjecture that the system remains stable in this case. The conjecture is supported by the fact that the fluid trajectories converge to the point $(r^*, 0)$, just like when $\mu > 0$.

For $\mu > 0$ in region D_1 all the fluid trajectories have an asymptote given by the following line, shown in Figure 2(a):

$$(17) \quad (\lambda + \mu)z + r = \frac{\zeta}{\mu}.$$

When $\mu < 0$ and $\lambda + \mu > 0$ in region D_1 the fluid trajectories will diverge to minus infinity if the starting point is *below* the same line (17) (shown in Figure 2(c)). If the starting point is above this line, the $r(t)$ coordinate will tend to $+\infty$, thus arriving in the D_2 domain, where the trajectory is again “well-behaved”.

In addition to the fluid trajectories, in Figure 2 we also plot a sample trajectories of the Markov chain in the three settings. We notice that for $\mu \geq 0$ most of the time the backlogged demand is small. However excursions in the region of large backlogged demand and negative reserve occur (they are not rare events).

4. Proofs. We now proceed to prove the results stated Section 3. Note that we consider both ramp-up and ramp-down constraints. In a previous work [6], we considered only the ramp-up constraint.

Let $\gamma := 1 - \lambda - \mu$ and note that $\gamma < 1$ whenever $\mu > 0$.

4.1. *Proof of Lemma 1.* Fix some finite closed interval I and some $a > 0$, and consider the set $E = I \times [0, a]$.

Consider the measure φ_E defined as follows: for any Borel set A ,

$$(18) \quad \varphi_E(A) := \nu(A \cap E),$$

where ν denotes the Lebesgue measure on \mathbb{R}^2 . Take a measurable set $B \subset E$. We denote the support sets of B on the two dimensions by

$$\begin{aligned} B_1 &:= \{r \in \mathbb{R} : \exists z, \text{ such that } (r, z) \in B\}, \\ B_2 &:= \{z \in \mathbb{R}_+ : \exists r, \text{ such that } (r, z) \in B\}. \end{aligned}$$

We further denote the cross-section of B at some $z \in \mathbb{R}_+$ by

$$\pi_{[z]}B := \{r \in \mathbb{R} : (r, z) \in B\}.$$

Consider any initial point $x = (r, z)$. We show that whenever $\varphi_E(B)$ is strictly positive, there exists a finite T such that the probability of hitting B in T steps starting from x is also strictly positive. Then, by Proposition 4.2.1 (ii) from Meyn and Tweedie [10], we conclude.

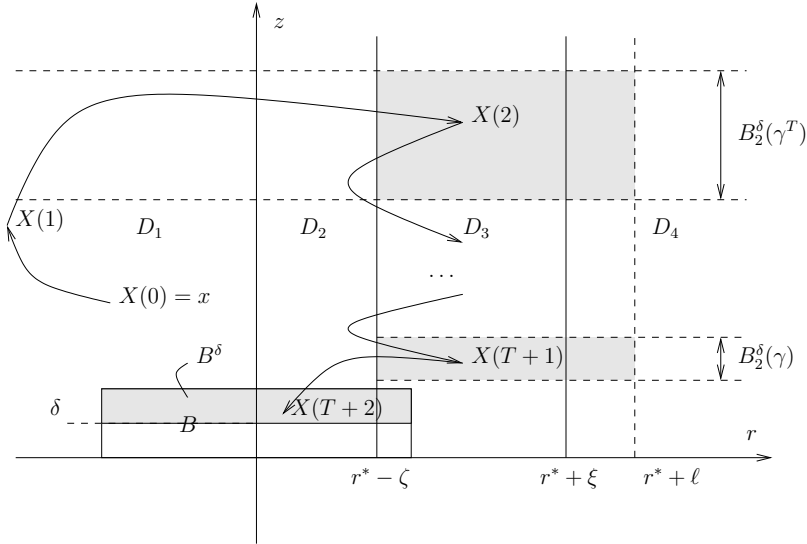


FIG 3. Typical trajectory.

Let us thus consider $\varphi_E(B) > 0$. For any $0 < \epsilon < 1$, there exists a $\delta > 0$, such that the Lebesgue measure of the set $B^\delta := \{(r, z) \in B \cap E : z \geq \delta\} = B \cap E \cap (\mathbb{R} \times [\delta, \infty))$ is strictly positive and, furthermore,

$$(19) \quad \epsilon = \frac{\varphi_E(B^\delta)}{\varphi_E(B)} = \frac{\nu(B^\delta)}{\varphi_E(B)}.$$

For every $0 < \alpha \leq 1$, we define the sets $B^\delta(\alpha) := \{(r, z) : (r, \alpha z) \in B^\delta\}$. Clearly,

$$(20) \quad \nu(B^\delta(\alpha)) = \frac{\nu(B^\delta)}{\alpha} = \frac{\epsilon \varphi_E(B)}{\alpha},$$

and, furthermore,

$$(21) \quad \pi_{[z]} B^\delta(\alpha\beta) = \pi_{[z]} B^\delta(\alpha), \quad \forall 0 < \alpha, \beta \leq 1.$$

Assume that the initial point $x = (r, z)$ is in D_1 .

We assess the probability of the particular trajectory from x to B , depicted in Figure 3 (more specifically to B^δ). This probability lower bounds the probability of reaching B . Specifically, we determine a sufficient value of T such that

1. $X(1) \in D_1$,
2. $X(2), \dots, X(T+1) \in D_3 \cup D_4$, and
3. $X(T+2) \in B^\delta$.

Let thus $(R(0), Z(0)) = (r, z)$ and denote

$$\begin{aligned} r(1) &= (1 + \lambda)r + \lambda(1 - \gamma)z + \zeta, \\ z(1) &= -r + \gamma z. \end{aligned}$$

We have that $R(1) = r(1) + N(1)$ and $Z(2) = \gamma z(1) - r(1) - N(1)$.

We select a large enough T such that the event $\omega_1 = \{N(1) < -r(1)\}$ includes the event $\omega_2 = \{Z(2) \in B_2^\delta(\gamma^T)\}$. We have that $\omega_2 \subset \{\gamma z(1) - \sup B_2^\delta(\gamma^T) < r(1) + N(1) < \gamma z(1) - \inf B_2^\delta(\gamma^T)\}$. Since $\inf B_2^\delta(\gamma^T) \geq \frac{\delta}{\gamma^T}$, it is sufficient to consider some T such that $\frac{\delta}{\gamma^T} \geq \gamma z(1)$. We choose a T such that $T \geq T_0(B, \epsilon, x) \wedge 0$, where

$$(22) \quad T_0(B, \epsilon, x) = \left\lceil \frac{1}{\log \gamma} \log \frac{\delta}{z(1)} \right\rceil.$$

For such T , if we consider $N(1)$ such that ω_2 occurs, then necessarily ω_1 occurs, and $R(1) < 0$. In other words, at the beginning of time step 2 the process is still in region D_1 .

For $t = 2, \dots, T + 1$, we consider $N(t)$ such that $R(t) \in L(\ell)$, where

$$L(\ell) = (r^* - \zeta, r^* + \ell]$$

for a fixed $\ell > \xi \wedge \zeta$. As for such t the process evolves in domains D_3 and D_4 , the evolution of $Z(t)$ will be purely deterministic and can be written explicitly after $2 < t \leq T + 2$ steps as $Z(t) = \gamma^{t-2}Z(2)$. By definition, since $Z(2) \in B_2^\delta(\gamma^T)$, we have that $Z(T + 2) \in B_2^\delta$. We subsequently consider $N(T + 2)$ such that $(R(T + 2), Z(T + 2)) \in B^\delta$, or, equivalently, $(R(T + 2), Z(2)) \in B^\delta(\gamma^T)$.

Let us now compute a lower bound of the probability of this trajectory. For some set $A \subset \mathbb{R}$ and some real number $b \in \mathbb{R}$, we denote $-A := \{-a : a \in A\}$ and $A + b := \{a + b : a \in A\}$.

We can now characterize the probability of hitting B in $T + 2$ steps following the trajectory that we just described:

$$\begin{aligned} \mathbb{P}^{T+2}(x, B) &\geq \int_{(\gamma z(1) - B_2^\delta(\gamma^T)) \times \{z(1)\}} \mathbb{P}(x, dx_1) \int_{L(\ell) \times B_2^\delta(\gamma^T)} \mathbb{P}(x_1, dx_2) \\ &\quad \int_{L(\ell) \times B_2^\delta(\gamma^{T-1})} \mathbb{P}(x_2, dx_3) \dots \int_{L(\ell) \times B_2^\delta(\gamma)} \mathbb{P}(x_T, dx_{T+1}) \mathbb{P}(x_{T+1}, B^\delta). \end{aligned}$$

Recall that the density of N , $\rho(\cdot)$ is continuous and strictly positive everywhere.

The probability that $N(1)$ is such that $Z(2) \in B_2^\delta(\gamma^T)$ (i.e., event ω_2) can be written as

$$\mathbb{P}\{\omega_2\} = \int_{\gamma z(1) - r(1) - B_2^\delta(\gamma^T)} \rho(dn_1).$$

Subsequently, for all $2 \leq t \leq T + 1$, the probability that $N(t)$ is such that $R(t) \in L(\ell)$ is always strictly positive (because the transition occurs between points belonging to bounded sets, and the density ρ is strictly positive everywhere). A positive lower bound on this probability depends on the starting point x , the target set B , the number of steps T , and the considered ϵ . We denote it by $p(T, B, \epsilon, x)$.

In the last step we want to ensure that $R(T + 2)$ belongs to the corresponding cross-section $\pi_{[\gamma^T(\gamma z(1) - r(1) - n_1)]} B^\delta$, which by (21) is identical to $\pi_{[\gamma z(1) - r(1) - n_1]} B^\delta(\gamma^T)$. By the same argument as above, there exists $\eta = \eta(T, B, \epsilon, x) > 0$ such that

$$\int_{\gamma z(1) - r(1) - B_2^\delta(\gamma^T)} \rho(dn_1) \int_{\pi_{[\gamma z(1) - r(1) - n_1]} B^\delta(\gamma^T)} \rho(dn_{T+2}) \geq \eta \nu(B^\delta(\gamma^T)).$$

We can then conclude by (20):

$$(23) \quad \mathbb{P}^{T+2}(x, B) \geq \frac{\epsilon \eta p^T}{\gamma^T} \varphi_E(B).$$

When the initial point x is in D_2 , D_3 , or D_4 , we just need to consider $N(1)$ such that $(R(1), Z(1)) \in D_1$ and $Z(2) = \gamma^2 z - r(1) - N(1) \in B_2^\delta(\gamma^T)$, for some T greater than a suitably chosen T_0 , where

$$r(1) = \begin{cases} r + \zeta + \lambda(1 - \gamma)z, & \text{for } x \in D_2, \\ r^* + \lambda(1 - \gamma)z, & \text{for } x \in D_3, \\ r - \xi + \lambda(1 - \gamma)z, & \text{for } x \in D_4. \end{cases}$$

The rest of the analysis follows.

4.2. Proof of Lemma 2. Assume without loss of generality that $C \cap D_1$ has positive Lebesgue measure. Let us show that the set $C_1 = C \cap D_1$ satisfies the ‘‘smallness’’ property in the statement.

In Lemma 1, we essentially proved that any bounded Lebesgue-measurable set B of positive measure is reachable from any state x in a finite number of steps. However, in order to give an upper bound on the required number of steps, we defined the set $E = I \times [0, a]$ and we introduced the measure φ_E , which is defined as the Lebesgue measure of the set obtained via intersection with E . We obtained that for any $0 < \epsilon \leq 1$, for any B such that $\varphi_E(B) > 0$,

and for any x , there exists $T_0(B, \epsilon, x) > 0$, such that for any $T \geq T_0(B, \epsilon, x)$, there exists a strictly positive constant $K = K(T, B, x) > 0$ such that

$$(24) \quad \mathbb{P}^T(x, B) \geq K(T, B, x)\epsilon\varphi_E(B).$$

In order to prove smallness, we need to eliminate the dependence of K and T_0 on the specific starting point x and on the destination B .

The dependence on x can easily be dealt with. Fix some destination set B . Since the set C_1 is bounded, we can prove that

- $T_0(B, \epsilon, C_1) := \sup_{x \in C_1} T_0(B, \epsilon, x)$ is finite and
- $K(T, B, C_1) := \inf_{x \in C_1} K(T, B, x)$ is strictly positive.

Indeed, revisiting the proof of Lemma 1, we have

$$(25) \quad T_0(B, \epsilon, C_1) = \sup_{x \in C_1} \left[\frac{1}{\log \gamma} \log \frac{\delta}{z(1)} \right] < \infty.$$

Furthermore, $K = \eta p^T \gamma^{-T}$, and by the fact that C_1 is bounded we have that

$$\begin{aligned} p(T, B, \epsilon, C_1) &:= \inf_{x \in C_1} p(T, B, \epsilon, x) > 0, \\ \eta(T, B, \epsilon, C_1) &:= \inf_{x \in C_1} \eta(T, B, \epsilon, x) > 0. \end{aligned}$$

The dependence on the destination set B is more tricky. The major inconvenience is the dependence on B of the proposed value for T_0 , which, as seen in (25), depends logarithmically on δ . Hence, for any ϵ , we can always find a set B which is such that δ needs to be arbitrarily close to 0 in order to satisfy (19). This in turn leads to T_0 being arbitrarily large (whereas we would like it to be constant). This is due to the deterministic geometric convergence of $Z(t)$ toward 0 in region D_3 . In other words, if starting from a strictly positive value, $Z(t)$ cannot reach 0 in a finite time following the trajectory we considered.

Let us instead fix δ and choose a finite closed interval I and constant $\Delta > \delta$. We define the set $F := I \times [\delta, \Delta]$ and consider the measure φ_F , such that $\varphi_F(A) = \nu(A \cap F)$, like in (18) (recall that ν is the Lebesgue measure). Clearly $\nu(F^\delta) = \nu(F)$, so in this case we are allowed to choose $\epsilon = 1$ (i.e., we can evaluate the probability of reaching $B = B^\delta$), and thus the issue of T_0 is solved. The dependence on B of η and p can be removed by considering again an infimum and by using the fact that the sets F and $L(\ell)$ are bounded.

With $T_0 = T_0(F, 1, C_1)$ given by (25), but for the chosen $\delta > 0$ (no dependence on any specific destination set), for all $T \geq T_0$ we define the measure $\nu_T(\cdot) := \frac{\eta p^T}{\gamma^T} \varphi_F(\cdot)$. By (23) we can conclude that C_1 is ν_T -small.

In a similar way, we can show that the entire set C is small.

4.3. Proof of Theorem 1. In the following we define a Lyapunov function H which is *unbounded off petite sets*, that is for any $n < \infty$ the sublevel set $C_H(n) := \{y : H(y) \leq n\}$ is small. We show that there exist constants $a, b, c > 0$, a set $C = [-a, a] \times [0, b]$, and a function $f \geq 1$ such that the drift satisfies

$$\mathcal{D}H(x) := \mathbb{E}_x H(X(1)) - H(x) \leq -f(x) + c\mathbb{1}_C.$$

A consequence of this result is that the chain is Harris recurrent, by Theorem 9.1.8 of Meyn and Tweedie [10] and by Corollary 2 (which shows that the set C is small). Furthermore, by Theorem 10.0.1 of Meyn and Tweedie [10], it admits a unique invariant measure π . Finally, by Theorem 14.0.1 of Meyn and Tweedie [10] and by Corollary 1, we get the finiteness of π (and thus the f -ergodicity) and we conclude.

Let us now delve into the details:

We prove that the function $H : \mathbb{R} \times \mathbb{R}_+ \rightarrow \mathbb{R}_+$,

$$(26) \quad x = \begin{bmatrix} r \\ z \end{bmatrix} \mapsto H(x) = (r + \lambda z)^2 + (r + (\lambda + \mu)z)^2$$

is a Lyapunov function for the system (14-15).

For each region D_i we proceed as follows. We find a suitable coordinate change M_i , which diagonalizes matrix $A_i = M_i \Lambda_i M_i^{-1}$ (where $\Lambda_i = \text{diag}(\alpha_{i1}, \alpha_{i2})$ is a diagonal matrix containing the eigenvalues of A_i). Specifically, we consider

$$Y_i(t) = \begin{bmatrix} U_i(t) \\ V_i(t) \end{bmatrix} = M_i^{-1} X(t),$$

along with the region constraints

$$Y_i(t) \in \Delta_i := \{y \in \mathbb{R}^2 : M_i y \in D_i\}.$$

We obtain independently evolving coordinates U_i and V_i . This facilitates determining the set $C_i = D_i \cap C$, as well as the value of the function $f|_{D_i}$ in this region, which is such that $f|_{D_1}(x) \geq 1$ for all $x \in D_i \setminus C$.

We now proceed to determine C_i and $f|_{D_i}$ for $i = 1, 2, 3, 4$.

Matrix A_1 can be diagonalized as $A_1 = M_1 \Lambda_1 M_1^{-1}$, where:

$$M_1 = \begin{bmatrix} -\lambda - \mu & -\lambda \\ 1 & 1 \end{bmatrix}, \quad M_1^{-1} = \frac{1}{\mu} \begin{bmatrix} -1 & -\lambda \\ 1 & \lambda + \mu \end{bmatrix}, \quad \Lambda_1 = \begin{bmatrix} 1 & 0 \\ 0 & 1 - \mu \end{bmatrix}.$$

Consider the initial point $X(0) = x = (r, z) \in D_1$. Then, in the coordinates (U_1, V_1) , we have

$$(27) \quad \begin{cases} U_1(1) = U_1(0) - \frac{1}{\mu}(N(1) + \zeta), \\ V_1(1) = (1 - \mu)V_1(0) + \frac{1}{\mu}(N(1) + \zeta), \end{cases}$$

under the constraints

$$(28) \quad \begin{aligned} Y_1(0) &= M_1^{-1}x = \mu^{-1} \begin{bmatrix} -(r + \lambda z) \\ r + (\lambda + \mu)z \end{bmatrix} \in \Delta_1, \\ \Delta_1 &= \{(u, v) : u + v \geq 0, (\lambda + \mu)u + \lambda v > 0\}. \end{aligned}$$

Hence, the Lyapunov function can be rewritten as

$$W_1 : \Delta_1 \rightarrow \mathbb{R}_+, \quad W_1(y) := H(M_1 y) = \mu^2(u^2 + v^2).$$

Let us compute the drift of H in $x \in D_1$, $\mathcal{D}H(x) \equiv \mathcal{D}W_1(y)$:

$$\begin{aligned} \mathcal{D}W_1(y) &= \mathbb{E}_y(W_1(Y(1))) - W_1(y) \\ &= -\mu^3(2 - \mu)v^2 + 2\zeta\mu(1 - \mu)v - 2\zeta\mu u + 2(\zeta^2 + \sigma^2). \end{aligned}$$

Since $\mu > 0$, the set \bar{S}_1 of $y \in \Delta_1$ for which $\mathcal{D}W_1(y) \leq -1$ is given by the hypograph of the second degree polynomial function

$$g_1(v) = -\frac{\mu^2(2 - \mu)}{2\zeta}v^2 + (1 - \mu)v + \frac{2(\zeta^2 + \sigma^2) + 1}{2\zeta\mu},$$

namely $\bar{S}_1 = \text{hyp}^+(g_1) \cap \Delta_1 = \{(u, v) \in \Delta_1 : u \geq g_1(v)\}$. The complementary set S_1 on which $\mathcal{D}W_1(y) > -1$ is $S_1 = \text{hyp}^-(g_1) \cap \Delta_1$. We represent both sets in Figure 4(a). In the original coordinates, we find $C_1 = M_1 S_1 = \{M_1 y : y \in S_1\}$.

It follows that f is quadratic in r and z in region D_1 :

$$\begin{aligned} f|_{D_1}(x) &= \max\{1, \mu(2 - \mu)(r + (\lambda + \mu)z)^2 - 2\zeta(1 - \mu)(r + (\lambda + \mu)z) \\ &\quad - 2\zeta(r + \lambda z) - 2(\zeta^2 + \sigma^2)\}. \end{aligned}$$

Matrix A_2 can be diagonalized as $A_2 = M_2 \Lambda_2 M_2^{-1}$, where

$$M_2 = \begin{bmatrix} 1 & -\lambda \\ 0 & 1 \end{bmatrix}, \quad M_2^{-1} = \begin{bmatrix} 1 & \lambda \\ 0 & 1 \end{bmatrix}, \quad \Lambda_2 = \begin{bmatrix} 1 & 0 \\ 0 & 1 - \lambda - \mu \end{bmatrix}.$$

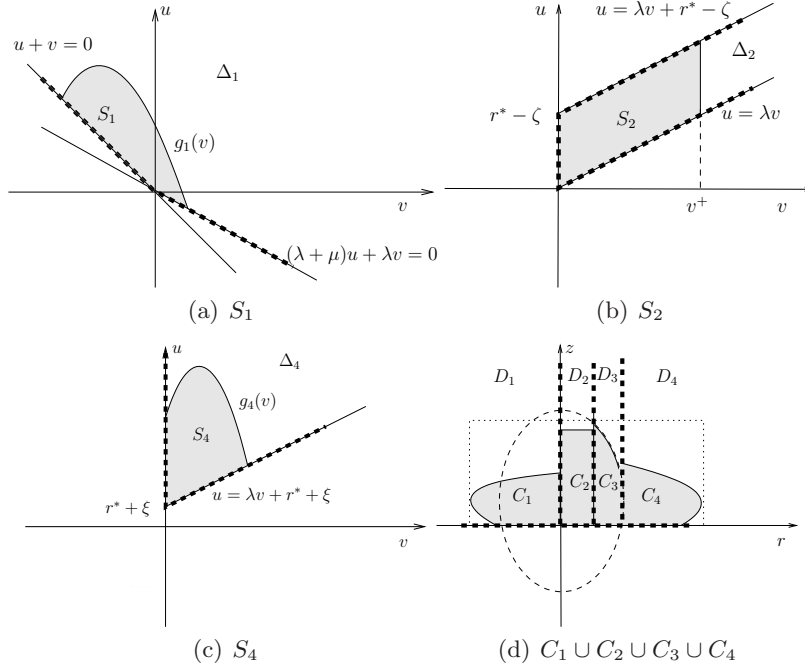


FIG 4. Positive drift sets.

Consider the initial point $X(0) = x = (r, z) \in D_2$. Then, in the coordinates (U_2, V_2) we have

$$(29) \quad \begin{cases} U_2(1) = U_2(0) + N(t+1) + \zeta, \\ V_2(1) = (1 - \lambda - \mu)V_2(0), \end{cases}$$

under the constraints

$$Y_2(0) = M_2^{-1}x = \begin{bmatrix} r + \lambda z \\ z \end{bmatrix} \in \Delta_2 = \{(u, v) : 0 \leq u - \lambda v < r^* - \zeta, v \geq 0\}.$$

The Lyapunov function (26) can be rewritten as

$$W_2 : \Delta_2 \rightarrow \mathbb{R}_+, \quad W_2(y) := H(M_2 y) = u^2 + (u + \mu v)^2.$$

Then, the drift of H in $x \in D_2$ can be written as $\mathcal{D}H(x) \equiv \mathcal{D}W_2(y)$:

$$\begin{aligned} \mathcal{D}W_2(y) &= \mathbb{E}_y(W_2(Y(1))) - W_2(y) = -\mu^2(2 - (\lambda + \mu))(\lambda + \mu)v^2 \\ &\quad - 2\mu(\lambda + \mu)uv + 4\zeta u + 2\mu(1 - \lambda - \mu)\zeta v + 2\zeta^2 + 2\sigma^2. \end{aligned}$$

Since $\lambda v \leq u < \lambda v + r^* - \zeta$, we have that

$$\mathcal{D}W_2(y) \leq 2\sigma^2 - 2\zeta^2 + 4\zeta r^* + 2\zeta[2\lambda + \mu(1 - \lambda - \mu)]v - \mu(\lambda + \mu)^2(2 - \mu)v^2.$$

Hence, there exists a v^+ such that $\mathcal{D}W_2(y) \leq -1$ for $v > v^+$. Denote by $S_2 = \{y = (u, v) \in \Delta_2 : v < v^+\}$ (which we represent in Figure 4(b)). We obtain the corresponding set in the original coordinates: $C_2 = M_2 S_2 = \{M_2 y : y \in S_2\}$.

We obtain that f is quadratic in z in region D_2 :

$$f|_{D_2}(x) = \max\{1, -2\sigma^2 + 2\zeta^2 - 4\zeta r^* - 2\zeta[2\lambda + \mu(1 - \lambda - \mu)]z + \mu(\lambda + \mu)^2(2 - \mu)z^2\}.$$

Since $A_4 = A_2$, we have $M_4 = M_2$. We consider an initial point $X(0) = x = (r, z) \in D_4$. In the coordinates (U_4, V_4) we have

$$(30) \quad \begin{cases} U(t+1) = U(t) + N(t+1) - \xi, \\ V(t+1) = (1 - \lambda - \mu)V(t). \end{cases}$$

under the constraints

$$Y_4(0) = M_2^{-1}x = \begin{bmatrix} r + \lambda z \\ z \end{bmatrix} \in \Delta_4 = \{(u, v) : r^* + \xi \leq u - \lambda v, v \geq 0\}.$$

We write the Lyapunov function (26) in the new coordinates:

$$W_4 : \Delta_4 \rightarrow \mathbb{R}_+, W_4(y) := H(M_2 y) = u^2 + (u + \mu v)^2.$$

Then, the drift of H in $x \in D_4$ can be written as $\mathcal{D}H(x) \equiv \mathcal{D}W_4(y)$

$$\begin{aligned} \mathcal{D}W_4(y) &= \mathbb{E}_y(W_4(Y(1))) - W_4(y) = -\mu^2(2 - (\lambda + \mu))(\lambda + \mu)v^2 \\ &\quad - 2\mu(\lambda + \mu)uv - 4\xi u - 2\mu(1 - \lambda - \mu)\xi v + 2\xi^2 + 2\sigma^2. \end{aligned}$$

Since $u \geq \lambda v + r^* + \xi$, we have that

$$\mathcal{D}W_4(y) \leq 2\sigma^2 + 2\xi^2 - 4\xi u - (2\mu(\lambda + \mu)r^* + 2\xi\mu)v - \mu(\lambda + \mu)^2(2 - \mu)v^2.$$

Then, we have that $\mathcal{D}W_4(y) < -1$ for points $y = (u, v)$ in the hypergraph of the second degree concave polynomial function

$$g_4(v) = \frac{1}{4\xi} [2\sigma^2 + 2\xi^2 + 1 - (2\mu(\lambda + \mu)r^* + 2\xi\mu)v - \mu(\lambda + \mu)^2(2 - \mu)v^2].$$

In Figure 4(c) we represent the set S_4 on which $\mathcal{D}W_4(y) > -1$, namely $S_4 = \text{hyp}^-(g_4) \cap \Delta_4$. In the original coordinates, we get $C_4 = M_2 S_4 = \{M_2 y : y \in S_4\}$.

The function f is quadratic in z and linear in r in domain D_4 :

$$f|_{D_4}(x) = \max\{1, -2\sigma^2 - 2\xi^2 + 4\xi(r + \lambda z) + (2\mu(\lambda + \mu)r^* + 2\xi\mu)z + \mu(\lambda + \mu)^2(2 - \mu)z^2\}.$$

Finally, we write the drift of H in some $x = (r, z) \in D_3$:

$$\begin{aligned} \mathcal{D}H(x) &= \mathbb{E}(\lambda z + r^* + N)^2 + \mathbb{E}((1 - \mu)(\lambda + \mu)z + r^* + N)^2 \\ &\quad - (r + \lambda z)^2 - (r + (\lambda + \mu)z)^2. \end{aligned}$$

We have that

$$\mathcal{D}H(x) \leq 2(r^{*2} + \sigma^2 - r^2) + 2r^*(\lambda + (\lambda + \mu)(1 - \mu))z - (\lambda + \mu)^2\mu(2 - \mu)z^2.$$

Thus, $\mathcal{D}H(x) \leq -1$ holds for points $x = (r, z) \in D_3$ found outside the ellipse defined by

$$\mathcal{E} = \{(r, z) : 2r^2 + \alpha(z - \beta\alpha^{-1})^2 = 1 + 2r^{*2} + 2\sigma^2 + \beta^2\alpha^{-1}\},$$

where we denoted $\alpha = (\lambda + \mu)^2\mu(2 - \mu)$ and $\beta = r^*(\lambda + (\lambda + \mu)(1 - \mu))$. We find $C_3 = \text{int}(\mathcal{E}) \cap D_3$.

The function f is quadratic in r and z in domain D_3 :

$$f|_{D_3} = \max\{1, 2(r^2 - r^{*2} - \sigma^2) - 2r^*(\lambda + (\lambda + \mu)(1 - \mu))z + (\lambda + \mu)^2\mu(2 - \mu)z^2\}.$$

We have found that $\mathcal{D}H \leq -f \leq -1$ outside the bounded compact set $C_1 \cup C_2 \cup C_3 \cup C_4$, which concludes the proof.

4.4. Proof of Theorem 2. Notice that if $\mu \leq -\lambda$, then the Z coordinate of the Markov chain cannot decrease. Hence the chain is trivially unstable (it is not even ψ -irreducible).

In the case $-\lambda < \mu < 0$, we turn again to Meyn and Tweedie [10] to prove the theorem statement. In this case the Markov chain (14-15) is ψ -irreducible. We need to find a function H that satisfies the hypothesis of Theorem 11.5.2 from Meyn and Tweedie [10] to show non-positivity.

Like in the proof of Theorem 1, consider the change of coordinates $Y_1(t) = M_1^{-1}X(t)$, which yields evolution (27) for $Y_1(t) = (U_1(t), V_1(t)) \in \Delta_1$ defined in (28). The state space under these new coordinates becomes $\Delta = \{(u, v) : u + v \geq 0\}$.

Define $H : \Delta \rightarrow \mathbb{R}_+$,

$$(31) \quad y = \begin{bmatrix} u \\ v \end{bmatrix} \mapsto H(y) = \begin{cases} \log(v) & \text{if } v \geq 1, \\ 0 & \text{otherwise.} \end{cases}$$

Let us show that $H(Y)$ has finite increments in any point of the state space, namely that

$$(32) \quad \sup_{y \in \Delta} \mathbb{E}_y |H(Y(1)) - H(y)| < +\infty.$$

Recall that $N(1)$ has density ρ and has zero-mean and finite variance σ^2 .

Consider $y = (u, v) \in \Delta$ such that $v \geq 1$. Then, since $0 < \lambda + \mu < \lambda$, we have that necessarily $y \in \Delta_1$. We obtain:

$$\begin{aligned} \mathbb{E}_y |H(Y(1)) - H(y)| &= \int_{-\infty}^{\ell_1(v)} \left| \log \left(1 - \mu + \frac{\zeta + n}{\mu v} \right) \right| \rho(dn) \\ &\quad + \log v \int_{\ell_1(v)}^{\infty} \rho(dn), \end{aligned}$$

where $\ell_1(v) = \mu - \zeta - \mu(1 - \mu)v$. If $N(1) > \ell_1(v)$, then by the definition of H we have that $H(Y(1)) = 0$, in which case we are left with the second term (since $v \geq 1$ implies $\log v \geq 0$).

For a given v , the argument of the logarithm in the integral of the first term is less than 1 for n comprised between $\ell_0(v) := \mu^2 v - \zeta$ and $\ell_1(v)$. Furthermore, it is lower bounded by $1 - \mu + \frac{\ell_1(v) + \zeta}{\mu v} = \frac{1}{v}$, and, since $\log a \leq a - 1$ for $a > 0$, we can write

$$\begin{aligned} \mathbb{E}_y |H(Y(1)) - H(y)| &\leq \int_{-\infty}^{\ell_0(v)} \log \left(1 - \mu + \frac{\zeta + n}{\mu v} \right) \rho(dn) \\ &\quad + \log v \int_{\ell_0(v)}^{\ell_1(v)} \rho(dn) + \log v \int_{\ell_1(v)}^{\infty} \rho(dn) \\ &\leq -\mu + \frac{\zeta}{\mu v} + \frac{1}{\mu v} \int_{-\infty}^{\ell_0(v)} n \rho(dn) + \log v \int_{\ell_0(v)}^{\infty} \rho(dn). \end{aligned}$$

All the terms in the sum above are bounded for $v > 1$. The last term converges to 0 as v goes to infinity, since for large enough v ensuring $\ell_0(v) > 0$ we have (by Chebyshev)

$$\begin{aligned} \log v \int_{\ell_0(v)}^{\infty} \rho(dn) &= \log v \cdot \mathbb{P} \{N(1) \geq \ell_0(v)\} \\ &\leq \log v \cdot \mathbb{P} \{|N(1)| \geq \ell_0(v)\} \leq \frac{\sigma^2 \log v}{\ell_0^2(v)} \rightarrow 0. \end{aligned}$$

Next consider $y = (u, v) \in \Delta$ such that $v < 1$. Thus $H(y) = 0$. We distinguish 4 cases: $M_1 y \in D_1$, $M_1 y \in D_2$, $M_1 y \in D_3$, or $M_1 y \in D_4$.

Equivalently, the 4 cases write as

$$\begin{aligned} y \in \bar{\Delta}_1 &:= \{(u, v) : u + v \geq 0, (\lambda + \mu)u + \lambda v > 0, v < 1\}, \\ y \in \bar{\Delta}_2 &:= \{(u, v) : u + v \geq 0, -r^* + \zeta < (\lambda + \mu)u + \lambda v \leq 0\}, \\ y \in \bar{\Delta}_3 &:= \{(u, v) : u + v \geq 0, -r^* - \xi < (\lambda + \mu)u + \lambda v \leq -r^* + \zeta\}, \\ y \in \bar{\Delta}_4 &:= \{(u, v) : u + v \geq 0, (\lambda + \mu)u + \lambda v \leq -r^* - \xi\}. \end{aligned}$$

In the case $y \in \bar{\Delta}_1$, we have

$$\begin{aligned} \mathbb{E}_y |H(Y(1)) - H(y)| &= \int_{-\infty}^{\ell_1(v)} \log[(1 - \mu)v + \mu^{-1}(\zeta + n)]\rho(dn) \\ &\leq (1 - \mu)v \int_{-\infty}^{\ell_1(v)} \rho(dn) + \int_{-\infty}^{\ell_1(v)} (\mu^{-1}(\zeta + n) - 1)\rho(dn). \end{aligned}$$

Both terms are bounded and converge to 0 as v goes to $-\infty$ (the first term again by Chebyshev, the second one by finiteness of the second moment).

In the case $y \in \bar{\Delta}_2$, it is straightforward to check that we necessarily have $v < 0$. Define $\ell_2(y) := \mu - \zeta + \mu(\lambda + \mu)(u + v) - \mu v$. We have that if $N(1) > \ell_2(y)$, then $H(Y(1)) = 0$ by definition of $H(\cdot)$. Now since $u + v \geq 0$ and $\lambda + \mu > 0$, it must be that

$$-(\lambda + \mu)(u + v) + v \leq 0.$$

Then,

$$\begin{aligned} \mathbb{E}_y |H(Y(1)) - H(y)| &= \int_{-\infty}^{\ell_2(y)} \log[-(\lambda + \mu)(u + v) + v + \mu^{-1}(\zeta + n)]\rho(dn) \\ &\leq \int_{-\infty}^{\ell_2(y)} [\mu^{-1}(\zeta + n) - 1]\rho(dn), \end{aligned}$$

which is clearly bounded.

The case $y \in \bar{\Delta}_4$ is closely related: Define $\ell_4(y) := \mu + \xi + \mu(\lambda + \mu)(u + v) - \mu v$. We have that if $N(1) > \ell_4(y)$, then $H(Y(1)) = 0$ by definition of $H(\cdot)$. Then, just like above,

$$\mathbb{E}_y |H(Y(1)) - H(y)| \leq \int_{-\infty}^{\ell_2(y)} [\mu^{-1}(-\xi + n) - 1]\rho(dn),$$

which is again bounded.

In the case $y \in \bar{\Delta}_3$, it again holds that $v < 0$. Define $\ell_3(y) := \mu - \zeta - (\lambda + \mu)(1 - \mu)(u + v)$. We have that if $N(1) > \ell_3(y)$, then $H(Y(1)) = 0$ by definition of $H(\cdot)$. Now since $u + v \geq 0$ and $\lambda + \mu > 0$, it must be that

$$\mu^{-1}(1 - \mu)(\lambda + \mu)(u + v) \leq 0.$$

Then,

$$\begin{aligned} \mathbb{E}_y |H(Y(1)) - H(y)| &= \int_{-\infty}^{\ell_3(y)} \log \mu^{-1} [(1 - \mu)(\lambda + \mu)(u + v) + r^* + n] \rho(dn) \\ &\leq \int_{-\infty}^{\ell_2(y)} [\mu^{-1}(r^* + n) - 1] \rho(dn), \end{aligned}$$

which is again bounded.

Let us now examine the drift $\mathcal{D}H(y) = \mathbb{E}_y(H(Y(1)) - H(y))$ in some point $y \in \Delta_1 \cap \{v \geq 1\}$, which we denote by $\mathcal{D}H(v)$ by abuse of notation:

$$\begin{aligned} \mathcal{D}H(v) &= \int_{-\infty}^{\ell_1(v)} \log \left(1 - \mu + \frac{\zeta + n}{\mu v} \right) \rho(dn) - \log v \int_{\ell_1(v)}^{\infty} \rho(dn) \\ &= \log(1 - \mu) \int_{-\infty}^{\ell_1(v)} \rho(dn) + \int_{-\infty}^{\ell_1(v)} \log \left(1 + \frac{\zeta + n}{\mu(1 - \mu)v} \right) \rho(dn) \\ &\quad - \log v \int_{\ell_1(v)}^{\infty} \rho(dn). \end{aligned}$$

Taking the limit as v goes to infinity, we find that $\lim_{v \rightarrow \infty} \mathcal{D}H(v) = \log(1 - \mu) > 0$. Indeed, each of the last two terms converge to 0. In other words, for any $\epsilon > 0$, there exists a $v_0(\epsilon) > 1$ which is such that for all $v > v_0$, $|\mathcal{D}H(v) - \log(1 - \mu)| < \epsilon$. Taking a sufficiently small ϵ , say $\epsilon_0 = \frac{1}{2} \log(1 - \mu)$, we obtain that

$$(33) \quad \forall v > v_0(\epsilon_0), \quad \mathcal{D}H(v) > 0.$$

Define the set $C := \{y = (u, v) : v \leq v_0(\epsilon_0)\} \cap \Delta$. Then any y in the complementary $\bar{C} := C^c \cap \Delta$ is such that $H(y) > \sup_{y_1 \in C} H(y_1)$ and $\mathcal{D}H(y) > 0$. Using (32) and (33) we can apply Theorem 11.5.2 from Meyn and Tweedie [10] and conclude.

APPENDIX A: IMPACT OF DELAYED HEATING

A.1. With a constant coefficient of performance. Assume the appliance is a heating system used to maintain the temperature of a building at temperature $T(t)$. We use the model in Chapter III-E of MacKay et al.[7] Let ϵ be the coefficient of performance of the appliance, $T(t)$ the room temperature, and $\theta(t)$ the outside temperature. Assume in this section that the coefficient of performance is constant. Assume the heating appliance consumes an amount of energy equal to $d(t)$ at time slot t ; the obtained room temperature $T(t)$ is defined by the following equation

$$(34) \quad d(t)\epsilon = K(T(t) - \theta(t)) + C(T(t) - T(t - 1)),$$

where K is the building's leakiness and C its thermal inertia. Note that this equation is valid if we assume that the appliance is used for heating only and not for cooling. We make no particular assumption on $d(t)$, which typically depends on thermostat regulation by the building occupants.

Consider two scenarios. In the first scenario, the supply is always sufficient, and the appliance does not need to adapt (it is not throttled by demand-response). The energy consumed by the appliance is $D^a(t)$, the naturally occurring demand. Let $T^*(t)$ be the temperature obtained. Thus

$$(35) \quad D^a(t)\epsilon = K(T^*(t) - \theta(t)) + C(T^*(t) - T^*(t-1)) \quad t = 1 \dots \tau$$

In the second scenario, the energy supply is not sufficient at times $1 \dots \tau - 1$ and is sufficient at time τ . The energy consumed at times $1 \dots \tau - 1$ when the appliance receives demand-response signals is $D^a(t) - F(t)$ where $F(t)$ is the frustrated demand. The accumulated frustrated demand at time $\tau - 1$ is

$$(36) \quad Z(\tau - 1) = \sum_{t=1}^{\tau-1} F(t).$$

The obtained temperature is $T(t) < T^*(t)$ for $t = 1 \dots \tau - 1$. We assume that $T(0) = T^*(0)$. Assume that at time τ , we use the energy required to obtain the same temperature as in the first scenario; let $D^a(\tau) + Z(\tau)$ be this amount of energy, i.e. $Z(\tau)$ is the amount of backlogged demand that remains at time τ . We have thus

$$(37) \quad (D^a(t) - F(t))\epsilon = K(T(t) - \theta(t)) + C(T(t) - T(t-1)) \quad t=1 \dots \tau-1$$

$$(38) \quad (D^a(\tau) + Z(\tau))\epsilon = K(T^*(\tau) - \theta(\tau)) + C(T^*(\tau) - T(\tau-1))$$

By summation of the last two equalities it comes:

$$(39) \quad \left(\sum_{t=1}^{\tau} D^a(t) + Z(\tau) - Z(\tau-1) \right) \epsilon = C(T^*(\tau) - T^*(0)) + K \left(\sum_{t=1}^{\tau-1} (T(t) - \theta(t)) + (T^*(\tau) - \theta(\tau)) \right)$$

and by summation of Equation (35),

$$(40) \quad \left(\sum_{t=1}^{\tau} D^a(t) \right) \epsilon = K \left(\sum_{t=1}^{\tau} (T^*(t) - \theta(t)) \right) + C(T^*(\tau) - T^*(0)).$$

Thus, by subtraction:

$$(41) \quad Z(\tau) - Z(\tau - 1) = -\frac{K}{\epsilon} \left(\sum_{t=1}^{\tau-1} (T^*(t) - T(t)) \right) < 0.$$

Therefore, for this simple model, the backlogged demand diminishes, i.e. the total energy consumption is reduced if heating is delayed. In other words, there is positive evaporation.

A.2. With heat pumps. The model above assumes that the coefficient of performance ϵ is constant. For some systems, this does not hold as it might depend on the initial room temperature $T(t)$, the target room temperature $T^*(t)$ and the outside temperature $\theta(t)$. In particular, for heat pumps, the coefficient of performance is reduced when the differences $T^*(t) - T(t)$ and $T^*(t) - \theta(t)$ are large. To understand what happens with such systems, we revisit the second scenario above and, for simplicity, we consider the simpler case where all the demand is frustrated at times 1 to $\tau - 1$. Equations (37) and (38) are now replaced by

$$\begin{aligned} 0 &= K(T(t) - \theta(t)) + C(T(t) - T(t-1)) \quad t=1 \dots \tau-1 \\ (D^a(\tau) + Z(\tau))\epsilon'(\tau) &= K(T^*(\tau) - \theta(\tau)) + C(T^*(\tau) - T(\tau-1)) \end{aligned}$$

and $D^a(t) = F(t)$ for $t = 1, \dots, \tau - 1$. Here we assume for simplicity that ϵ is maintained constant in scenario 1, but that the coefficient of performance is smaller for scenario 2, i.e. $\epsilon'(\tau) < \epsilon$. This is because the heat pump needs to produce water at time τ warmer than in scenario 1 to be able to reach the target temperature of the room, and if the outside temperature is low, the efficiency is less. Summing these equations and combining with Equation (40) gives

$$(42) \quad Z(\tau) - Z(\tau - 1) = -\frac{K}{\epsilon} \left(\sum_{t=1}^{\tau-1} (T^*(t) - T(t)) \right) + \left(1 - \frac{\epsilon'(\tau)}{\epsilon} \right) (D^a(\tau) + Z(\tau)).$$

Compare with Equation (41): the last term is positive, and if large, it might well be that $Z(\tau) > Z(\tau - 1)$. i.e., there might be some negative evaporation.

APPENDIX B: THE ODE MODEL

We can explicitly solve the associated ODE:

$$(43) \quad \dot{x}(t) = \sum_{i=1}^4 \mathbb{1}_{\{x(t) \in D_i\}} [\bar{A}_i x(t) + b_i], \quad x(0) = x_0,$$

where $\bar{A}_i := A_i - I_2$.

We obtain that the Cauchy problem has solution $x_i(t)$ in region D_i , where:

$$\begin{aligned}
x_1(t) &= \begin{cases} (I + \frac{1}{\mu}\bar{A}_1)(x_1(t_1) + (t - t_1)\zeta_0) \\ + \frac{e^{-\mu(t-t_1)}}{\mu^2}\bar{A}_1(\zeta_0 - \mu x_1(t_1)) - \frac{1}{\mu^2}\bar{A}_1\zeta_0, & \text{when } \mu \neq 0, \\ x_1(t_1) + (\bar{A}_1 x_1(t_1) + \zeta_0)(t - t_1) + \frac{1}{2}\bar{A}_1\zeta_0(t - t_1)^2, & \text{when } \mu = 0, \end{cases} \\
x_2(t) &= (I + \frac{1}{\lambda + \mu}\bar{A}_2)(x_2(t_2) + (t - t_2)\zeta_0) \\ &\quad + \frac{e^{-(\lambda+\mu)(t-t_2)}}{(\lambda + \mu)^2}\bar{A}_2(\zeta_0 - (\lambda + \mu)x_2(t_2)) - \frac{1}{(\lambda + \mu)^2}\bar{A}_2\zeta_0, \\
x_3(t) &= \frac{e^{-(\lambda+\mu)(t-t_3)}}{(1 - \lambda - \mu)(\lambda + \mu)}(I + \bar{A}_3)((\lambda + \mu)x_3(t_3) - r_0^*) \\ &\quad + \frac{e^{-(t-t_3)}}{1 - \lambda - \mu}((\lambda + \mu)I + \bar{A}_3)(r_0^* - x_3(t_3)) + \frac{(\bar{A}_3 + (1 + \lambda + \mu)I)r_0^*}{\lambda + \mu}, \\
x_4(t) &= (I + \frac{1}{\lambda + \mu}\bar{A}_4)(x_4(t_4) - (t - t_4)\xi_0) \\ &\quad - \frac{e^{-(\lambda+\mu)(t-t_4)}}{(\lambda + \mu)^2}\bar{A}_4(\xi_0 + (\lambda + \mu)x_4(t_4)) + \frac{1}{(\lambda + \mu)^2}\bar{A}_4\xi_0.
\end{aligned}$$

We denoted by t_i the instant when the system trajectory enters D_i .

REFERENCES

- [1] I.-K. CHO AND S. P. MEYN. Efficiency and marginal cost pricing in dynamic competitive markets with friction. *Theoretical Economics*, 5(2):215–239, 2010. [MR2944876](#)
- [2] IN-KOO CHO AND SEAN P. MEYN. Optimization and the price of anarchy in a dynamic newsboy model. In *Stochastic Networks, invited session at the INFORMS Annual Meeting*, pages 13–16, 2005.
- [3] J. H. ETO, J. NELSON-HOFFMAN, E. PARKER, C. BERNIER, P. YOUNG, D. SHEEHAN, J. KUECK, AND B. KIRBY. The demand response spinning reserve demonstration—measuring the speed and magnitude of aggregated demand response. In *System Science (HICSS), 2012 45th Hawaii International Conference on*, pages 2012–2019, jan. 2012.
- [4] S. KESHAV AND C. ROSENBERG. How Internet Concepts and Technologies Can Help Green and Smarten the Electrical Grid. In *Proc. ACM SIGCOMM Green Networking Workshop*, August 2010.
- [5] J. D. KUECK, B. J. KIRBY, T. LAUGHNER, AND K. MORRIS. Spinning Reserve from Responsive Load. Technical report, Oak Ridge National Laboratory (ORNL), 2009.
- [6] JEAN-YVES LE BOUDEC AND DAN-CRISTIAN TOMOZEI. Satisfiability of Elastic Demand in the Smart Grid. In *ENERGY 2011, The First International Conference on Smart Grids, Green Communications and IT Energy-aware Technologies*, 2011.
- [7] D. J. C. MACKAY, D. HAFEMEISTER, ET AL. Sustainable Energy Without the Hot Air. *American Journal of Physics*, 78:222, 2010.

- [8] NICHOLAS F. MAXEMCHUK. Communicating appliances. 2nd IMDEA Networks Annual International Workshop Energy Efficiency and Networking (Madrid), May-June 2010.
- [9] S. MEYN, M. NEGRETE-PINCETIC, G. WANG, A. KOWLI, AND E. SHAFIEEPOORFARD. The value of volatile resources in electricity markets. Submitted to the *49th Conf. on Dec. and Control*, 2010.
- [10] S. P. MEYN AND R. L. TWEEDIE. *Markov Chains and Stochastic Stability (2nd edition)*. Cambridge University Press, 2009. [MR2509253](#)
- [11] M. J. NEELY, A. S. TEHRANI, AND A. G. DIMAKIS. Efficient algorithms for renewable energy allocation to delay tolerant consumers. In *Smart Grid Communications (SmartGridComm), 2010 First IEEE International Conference on*, pages 549–554, oct. 2010.
- [12] G. WANG, M. NEGRETE-PINCETIC, A. KOWLI, E. SHAFIEEPOORFARD, S. MEYN, AND U. SHANBHAG. Dynamic Competitive Equilibria in Electricity Markets. In *Control and Optimization Theory for Electric Smart Grids*. Springer, 2011.

EPFL, IC/LCA2
BC270 (BC BUILDING)
STATION 14
CH-1015 LAUSANNE
SWITZERLAND
E-MAIL: jean-yves.leboudec@epfl.ch
dan-cristian.tomozei@epfl.ch