

Research Article

The Dynamics of an Eco-Epidemiological Model with Nonlinear Incidence Rate

Raid Kamel Naji¹ and Arkan N. Mustafa²

¹ Department of Mathematics, College of Science, University of Baghdad, Baghdad, Iraq

² Department of Mathematics, College of Science, University of Sulaimania, Sulaimania, Iraq

Correspondence should be addressed to Raid Kamel Naji, rknaaji@gmail.com

Received 5 May 2012; Accepted 10 August 2012

Academic Editor: Junjie Wei

Copyright © 2012 R. K. Naji and A. N. Mustafa. This is an open access article distributed under the Creative Commons Attribution License, which permits unrestricted use, distribution, and reproduction in any medium, provided the original work is properly cited.

This paper treats the dynamical behavior of eco-epidemiological model with nonlinear incidence rate. A Holling type-II prey-predator model with *SI*-type of disease in prey has been proposed and analyzed. The existence, uniqueness, and boundedness of the solution of the system are studied. The local and global dynamical behaviors are investigated. The conditions, which guarantee the occurring of Hopf bifurcation of the system, are established. Finally, further investigations for the global dynamics of the proposed system are carried out with the help of numerical simulations.

1. Introduction

In the beginning of the twentieth century a number of attempts have been made to predict the evolution and existence of species mathematically. Indeed, the first major attempt in this direction was due to the well-known classical Lotka-Volterra model in 1927, since then many complicated model for two or more interacting species has been proposed according to the Lotka-Volterra model by taking into account the effect of competition, time delay, functional response, and so forth, see for example [1, 2] and the references therein. On the other hand, over the last few decades, mathematics has been used to understand and predict the spread of disease relating important public-health questions to basic transmission parameters, for the detailed history of mathematical epidemiology and basics for SIR epidemic models (or Kermack-McKendrick model) may be found in the classical books [3–5]. However, recently Haque and Venturino [6] have been discussed mathematical models of diseases spreading in symbiotic communities.

During the last three decades, there has been growing interest in the study of infectious disease coupled with prey-predator interaction model. In many ecological studies of prey-predator systems with disease, it is reported that the predators take a disproportionately

high number of parasite-infected prey. Some studies have even shown that parasite could change the external features or behavior of the prey so that infected prey are more vulnerable to predation, see [7–13] and the references therein.

Later on, many authors have been proposed and studied eco-epidemiological mathematical models incorporating ratio-dependent functional response, toxicant, external sources of disease, predator switching, and infected prey refuge [14–23]. In all these models, the authors assumed that the infection affects the prey only and the disease transmission follows the simple law of mass action with a constant rate of transmission, also they assumed that the predator consumes either the susceptible prey or the infected prey. Recently, Haque and Greenhalgh in 2010 [24] have proposed and studied a predator-prey model with logistic growth in the prey population, where a disease spreads among the prey according to a susceptible-infected-susceptible (SIS) epidemic model. They assumed that the predator do not consume infected prey.

On the other hand, there is another category papers in literature, in which the authors consider the eco-epidemiological models where the disease spreads in predator population [25–27]. The authors in [25] have proposed a ratio-dependent demographic predator-prey model in which a disease spreads among predators via homogeneous mixing, while the author in [26] proposed a predator-prey model with logistic growth in the prey population that includes an SIS parasitic infection in the predator population, with the assumption that the predator has an alternative source of food. Finally, in [27] the authors considered a system of delay differential equations modeling the predator-prey eco-epidemic dynamics with a transmissible disease in the predator population.

Keeping the above in view, we combine a prey-predator model with an epidemiological model where the disease in prey is modeled by a susceptible-infected (SI) epidemic system. The eco-epidemiological prey-predator model proposed here differs from previous models; it uses the nonlinear incidence rate [28] and assume that the predator consumes the susceptible as well as the infected prey according to the modified Holling type II functional response. Finally, the formulation of this model and the local as well as the global stability analysis of the proposed model are described in the following sections.

2. The Mathematical Model

An eco-epidemiological model consisting of prey, which is divided into two classes: susceptible prey and infected prey, interacting with a predator is proposed according to the following assumptions.

- (1) In the absence of disease, the prey population grows logistically with carrying capacity $K > 0$ and an intrinsic growth rate constant $r > 0$.
- (2) In the presence of disease, the prey population is divided into two classes, namely the susceptible prey $S(t)$ and infected prey $I(t)$, and hence the total prey population at time t will be $S(t) + I(t)$. Further, it is assumed that only the susceptible prey can reproduce reaching to its carrying capacity. However, the infected prey does not grow, recover, reproduce, or compete.
- (3) It is assumed that the disease is transmitted from infected prey to susceptible prey by contact according to the nonlinear incidence rate of the form $\lambda IS/(1 + I)$, which was proposed by Gumel and Moghadas 2003 [28] and used by many authors, where λI measures the infection force of the disease and $1/(1 + I)$ measures

the inhibition effect from the crowding effect of the infected individuals. This incidence rate seems more reasonable than that depends on simple law of mass action λSI because it includes the crowding effect of the infected individuals and prevents the unboundedness of the contact rate by choosing suitable parameters.

- (4) Finally, it is assumed that the predator species consumes the prey species (susceptible as well as infected) according to the modified Holling type II functional response. However, in the absence of prey population the predator population decays exponentially.

Then the dynamics of such a model can be represented in the following set of differential equations:

$$\begin{aligned}\frac{dS}{dt} &= rS\left(1 - \frac{S}{K}\right) - \frac{\lambda I}{1+I}S - \frac{\alpha_1 SY}{\beta + S + mI} = f(S, I, Y); \quad S(0) \geq 0, \\ \frac{dI}{dt} &= \frac{\lambda I}{1+I}S - \frac{\alpha_2 IY}{\beta + S + mI} - \mu_1 I = g(S, I, Y); \quad I(0) \geq 0, \\ \frac{dY}{dt} &= \frac{\theta_1 S + \theta_2 I}{\beta + S + mI}Y - \mu_2 Y = h(S, I, Y); \quad Y(0) \geq 0.\end{aligned}\tag{2.1}$$

Here, all the parameters are assumed to be positive constants. Moreover, the parameter λ represents the infected rate; α_1 and α_2 represent the maximum predation rates of S and I , respectively; β is the half saturation constant; the parameter m represents the predator preference rate between S and I . The parameters θ_1 and θ_2 are the conversion rates of S and I , respectively; μ_1 represents the death rate if I due to the disease, while μ_2 represents the natural death rate of Y . In addition, since the density of population cannot be negative then, the state space of the system (2.1) is $R_+^3 = \{(S, I, Y) \in R^3 : S \geq 0, I \geq 0, Y \geq 0\}$.

Note that system (2.1) can be separated into two independent subsystems. The first system is obtained by assuming the absence of the predators and can be written in the following form:

$$\begin{aligned}\frac{dS}{dt} &= rS\left(1 - \frac{S}{K}\right) - \frac{\lambda I}{1+I}S = f_1(S, I), \\ \frac{dI}{dt} &= \frac{\lambda I}{1+I}S - \mu_1 I = g_1(S, I).\end{aligned}\tag{2.2a}$$

However, the second subsystem is obtained in the absence of the infected prey and takes the form:

$$\begin{aligned}\frac{dS}{dt} &= rS\left(1 - \frac{S}{K}\right) - \frac{\alpha_1 SY}{\beta + S} = f_2(S, Y), \\ \frac{dY}{dt} &= \frac{\theta_1 S}{\beta + S}Y - \mu_2 Y = h_2(S, Y).\end{aligned}\tag{2.2b}$$

Obviously, the interaction functions f , g , and h of the system (2.1) are continuous and have continuous partial derivatives on the state space R_+^3 ; therefore these functions

are Lipschitzian on R_+^3 and then the solution of the system (2.1) with non negative initial condition exists and is unique. In addition, all the solutions of the system (2.1) which initiate in nonnegative octant are uniformly bounded as shown in the following theorem.

Theorem 2.1. *All solutions of system (2.1) that initiate in the state space R_+^3 are uniformly bounded in the region $\Psi = \{(S, I, Y) \in R_+^3 : 0 \leq S + I + Y \leq \theta/\mu\}$, where $\mu = \min(\mu_1, \mu_2)$ and $\theta = (r + \mu)K$.*

Proof. Let $(S(t), I(t), Y(t))$ be any solution of the system with the nonnegative initial conditions. From the first equation, we get

$$\frac{dS}{dt} \leq rS \left(1 - \frac{S}{K}\right). \quad (2.3)$$

Then by solving the above differential inequality, we obtain

$$\limsup_{t \rightarrow \infty} S(t) \leq K. \quad (2.4)$$

Let $W = S + I + Y$, then from the model we get

$$\frac{dW}{dt} = rS \left(1 - \frac{S}{K}\right) - (\alpha_1 - \theta_1) \frac{SY}{\beta + S + mI} - (\alpha_2 - \theta_2) \frac{SY}{\beta + S + mI} - \mu_1 I - \mu_2 Y. \quad (2.5)$$

Now, since the conversion rate constant from prey population to predator population cannot be exceeding the maximum predation rate constant of predator population to prey population. Hence from biological a point of view, we have always $\theta_i \leq \alpha_i$; $i = 1, 2$. Hence, we obtain that

$$\frac{dW}{dt} \leq rS - \mu_1 I - \mu_2 Y \leq \theta - \mu W. \quad (2.6)$$

So again by solving the above linear differential inequality, we get that

$$\lim_{t \rightarrow \infty} W(t) \leq \frac{\theta}{\mu}. \quad (2.7)$$

So the proof is completed. □

Now since the dynamical system (2.1) is said to be dissipative if all populations initiating in R_+^3 are uniformly limited by their environment. Accordingly, system (2.1) is a dissipative system.

3. Stability Analysis of Subsystems

In this section, the local stability of the subsystems (2.2a) and (2.2b) is discussed and the obtained results are summarized below.

The first subsystem (2.2a) has at most three nonnegative equilibrium points. The equilibrium points $p_1 = (0, 0)$ and $p_2 = (K, 0)$ always exist. However, the positive equilibrium point $p_3 = (\hat{S}, \hat{I})$ where

$$\hat{S} = \frac{\mu_1}{\lambda} (1 + \hat{I}); \quad \hat{I} = \frac{-A_2}{2A_1} + \frac{1}{2A_1} \sqrt{A_2^2 - 4A_1A_3} \quad (3.1)$$

with $A_1 = r\mu_1 > 0$, $A_2 = r\mu_1 + \lambda^2 K - r(\lambda K - \mu_1)$ and $A_3 = -r(\lambda K - \mu_1)$ exists in the interior of the positive quadrant of the SI -plane if and only if

$$\lambda K > \mu_1, \quad (3.2)$$

otherwise p_3 does not exist. Further, it is observed that since

$$\frac{dI}{dt} = I \left(\frac{\lambda}{1+I} S - \mu_1 \right) \leq I(\lambda K - \mu_1). \quad (3.3)$$

So if $\lambda K < \mu_1$, then the right-hand side will be negative and then I species become extinct. Therefore, condition (3.2) represents the necessary condition for survival of infected species.

Moreover, the variational matrices of subsystem (2.2a) about the equilibrium points p_1 and p_2 can be written as

$$V(p_1) = \begin{pmatrix} r & 0 \\ 0 & -\mu_1 \end{pmatrix}, \quad V(p_2) = \begin{pmatrix} -r & -K\lambda \\ 0 & K\lambda - \mu_1 \end{pmatrix}. \quad (3.4)$$

Thus, the eigenvalues of $V(p_1)$ are $\lambda_{11} = r > 0$ and $\lambda_{21} = -\mu_1 < 0$, then p_1 is a saddle point with locally stable manifold in the I -direction and with locally unstable manifold in the S -direction. While the eigenvalues of $V(p_2)$ are $\lambda_{12} = -r < 0$ and $\lambda_{22} = \lambda K - \mu_1$. So, p_2 is locally asymptotically stable point if and only if

$$\lambda K < \mu_1, \quad (3.5)$$

and it is a saddle point with locally stable manifold in the S -direction and with locally unstable manifold in the I -direction provided that condition (3.2) holds.

In addition to the above, the variational matrix about the positive equilibrium point p_3 can be written as follows $V(p_3) = (a_{ij})_{2 \times 2}$, where

$$a_{11} = \frac{-r\hat{S}}{K} < 0, \quad a_{12} = \frac{-\lambda\hat{S}}{(1+\hat{I})^2} < 0, \quad a_{21} = \frac{\lambda\hat{I}}{1+\hat{I}} > 0, \quad a_{22} = \frac{-\lambda\hat{S}\hat{I}}{(1+\hat{I})^2} < 0. \quad (3.6)$$

Obviously, the characteristic equation of $V(p_3)$ can be written in the following form:

$$\lambda^2 + A\lambda + B = 0 \quad (3.7)$$

with $A = -(a_{11} + a_{22}) = (r\hat{S})/K + (\lambda\hat{S}\hat{I})/(1 + \hat{I})^2 > 0$

$$B = a_{11}a_{22} - a_{12}a_{21} = \frac{r\lambda\hat{S}^2\hat{I}}{K(1 + \hat{I})^2} + \frac{\lambda^2\hat{S}\hat{I}}{(1 + \hat{I})^3} > 0, \quad (3.8)$$

Consequently, the eigenvalues of $V(p_3)$ are given by

$$\lambda_{13} = -\frac{A}{2} + \frac{1}{2}\sqrt{A^2 - 4B}; \quad \lambda_{23} = -\frac{A}{2} - \frac{1}{2}\sqrt{A^2 - 4B}. \quad (3.9)$$

Clearly both eigenvalues λ_{13} and λ_{23} have negative real parts, and hence $p_3 = (\hat{S}, \hat{I})$ is locally asymptotically stable in the interior of SI -plane whenever it exists.

Similarly, the second subsystem (2.2b) has three nonnegative equilibrium points $q_1 = (0, 0)$, $q_2 = (K, 0)$, and $q_3 = (\bar{S}, \bar{Y})$, where

$$\bar{S} = \frac{\beta\mu_2}{\theta_1 - \mu_2}; \quad \bar{Y} = \frac{r}{\alpha_1 K} (K - \bar{S})(\beta + \bar{S}) = \frac{r\beta\theta_1}{\alpha_1 K(\theta_1 - \mu_2)^2} [K(\theta_1 - \mu_2) - \beta\mu_2]. \quad (3.10)$$

Clearly, q_3 exists in the interior of positive quadrant of SY -plane under the following conditions:

$$\theta_1 > \mu_2, \quad \bar{S} < K. \quad (3.11)$$

Now the variational matrices of the subsystem (2.2b) at q_1 and q_2 can be written as

$$V(q_1) = \begin{pmatrix} r & 0 \\ 0 & -\mu_2 \end{pmatrix}, \quad V(q_2) = \begin{pmatrix} -r & \frac{-\lambda K}{\beta + K} \\ 0 & \frac{(\theta_1 - \mu_2)K - \beta\mu_2}{\beta + K} \end{pmatrix}. \quad (3.12)$$

So, the eigenvalues of $V(q_1)$ are $\gamma_{11} = r > 0$ and $\gamma_{21} = -\mu_2 < 0$; hence, q_1 is a saddle point with locally stable manifold in Y -direction and with locally unstable manifold in the S -direction.

Also the eigenvalues of $V(q_2)$ are $\gamma_{12} = -r < 0$ and $\gamma_{22} = (K(\theta_1 - \mu_2) - \beta\mu_2)/(\beta + K)$. So, q_2 is locally asymptotically stable if and only if

$$\theta_1 < \mu_2 \quad \text{or} \quad K < \frac{\beta\mu_2}{\theta_1 - \mu_2}. \quad (3.13)$$

However, it is a saddle point with locally stable manifold in the S -direction and with locally unstable manifold in the Y -direction provided that condition (3.11) holds.

Finally, the variational matrix of the subsystem (2.2b) at the positive equilibrium point q_3 can be written in the form $V(q_3) = (b_{ij})_{2 \times 2}$, where

$$b_{11} = \frac{r}{K} \bar{S} \left[-1 + \frac{K - \bar{S}}{\beta + \bar{S}} \right], \quad b_{12} = -\frac{\alpha_1 \bar{S}}{\beta + \bar{S}} < 0, \quad b_{21} = \frac{\beta \theta_1 \bar{Y}}{(\beta + \bar{S})^2} > 0, \quad b_{22} = 0. \quad (3.14)$$

Therefore, it is easy to verify that the eigenvalues of $V(q_3)$ satisfy the following relations:

$$\gamma_{13} + \gamma_{23} = \frac{r}{K} \bar{S} \left[-1 + \frac{K - \bar{S}}{\beta + \bar{S}} \right]; \quad \gamma_{13} \gamma_{23} = \frac{\beta \alpha_1 \theta_1 \bar{Y} \bar{S}}{(\beta + \bar{S})^3} > 0. \quad (3.15)$$

Thus, if the following condition holds: then both eigenvalues have negative real parts and hence q_3 is locally asymptotically stable in the interior of the positive quadrant of SY -plane:

$$\left[-1 + \frac{K - \bar{S}}{\beta + \bar{S}} \right] < 0. \quad (3.16a)$$

Further, both eigenvalues have positive real parts and hence q_3 will be unstable point if the following condition holds:

$$\left[-1 + \frac{K - \bar{S}}{\beta + \bar{S}} \right] > 0. \quad (3.16b)$$

4. Stability Analysis of System (2.1)

In this section, system (2.1) has been analyzed locally as well as globally. An investigation of system (2.1) shows that there are at most five possible nonnegative equilibrium points. The existence conditions for these points are discussed in the following.

The trivial equilibrium point $E_0 = (0, 0, 0)$ and the axial equilibrium point $E_1 = (K, 0, 0)$ always exist.

The disease-free equilibrium point $E_2 = (\bar{S}, 0, \bar{Y})$, where \bar{S} and \bar{Y} are given by (3.10), exists under condition (3.11).

The predator-free equilibrium point $E_3 = (\hat{S}, \hat{I}, 0)$, where \hat{S} and \hat{I} are given by (3.1), exists under condition (3.2).

The positive-equilibrium point $E_4 = (\tilde{S}, \tilde{I}, \tilde{Y})$ exists in the Int. R_+^3 if and only if \tilde{S} , \tilde{I} , and \tilde{Y} represent the positive solution of the following algebraic set of nonlinear equations:

$$\frac{r}{\alpha_1} \left(1 - \frac{S}{K}\right) - \frac{\lambda I}{\alpha_1(1+I)} = \frac{Y}{\beta + S + mI}, \quad (4.1a)$$

$$\frac{\lambda}{\alpha_2(1+I)} S - \frac{\mu_1}{\alpha_2} = \frac{Y}{\beta + S + mI}, \quad (4.1b)$$

$$\frac{\theta_1 S + \theta_2 I}{\beta + S + mI} - \mu_2 = 0. \quad (4.1c)$$

Now, from (4.1c) we get

$$S = \frac{\tilde{A}_1 + \tilde{B}_1 I}{\tilde{C}_1} \quad (4.1d)$$

with $\tilde{A}_1 = \mu_2 \beta > 0$; $\tilde{B}_1 = m\mu_2 - \theta_2$ and $\tilde{C}_1 = \theta_1 - \mu_2$. So, by combining (4.1a) with (4.1b) and then substituting (4.1d) in the resulting equation we get that

$$\tilde{D}_1 I^2 + \tilde{D}_2 I + \tilde{D}_3 = 0, \quad (4.1e)$$

where $\tilde{D}_1 = r\alpha_2\tilde{B}_1$, $\tilde{D}_2 = r\alpha_2\tilde{A}_1 + (r\alpha_2 + \lambda\alpha_1 K)\tilde{B}_1 + (\lambda\alpha_2 - r\alpha_2 - \alpha_1\mu_1)K\tilde{C}_1$, and $\tilde{D}_3 = (r\alpha_2 + \lambda\alpha_1 K)\tilde{A}_1 - (r\alpha_2 + \alpha_1\mu_1)K\tilde{C}_1$.

Obviously, (4.1e) has a unique positive root, say \tilde{I} , if and only if \tilde{D}_1 and \tilde{D}_3 has opposite signs and hence $\tilde{S} = S(\tilde{I})$ follows directly from (4.1d). Finally, substituting the value of (\tilde{S}, \tilde{I}) in (4.1a) gives

$$\tilde{Y} = (\beta + \tilde{S} + m\tilde{I}) \left[\frac{r(K - \tilde{S})(1 + \tilde{I}) - \lambda K\tilde{I}}{\alpha_1 K(1 + \tilde{I})} \right]. \quad (4.1f)$$

Clearly, \tilde{Y} is positive if and only if the following condition holds:

$$r > \frac{\lambda K\tilde{I}}{(K - \tilde{S})(1 + \tilde{I})}. \quad (4.2a)$$

Therefore, the positive equilibrium point $E_4 = (\tilde{S}, \tilde{I}, \tilde{Y})$ exists uniquely in the Int. R_+^3 if and only if in addition to condition (4.2a) one set of the following sets of conditions is satisfied.

$$\tilde{C}_1 > 0, \quad \tilde{B}_1 > 0, \quad \tilde{D}_3 < 0 \quad (4.2b)$$

$$\tilde{C}_1 > 0, \quad \tilde{B}_1 < 0, \quad \tilde{D}_3 > 0 \quad \tilde{I} < \frac{\beta\mu_2}{\theta_2 - m\mu_2} \quad (4.2c)$$

$$\tilde{C}_1 < 0, \quad \tilde{B}_1 < 0, \quad \tilde{I} > \frac{\beta\mu_2}{\theta_2 - m\mu_2}. \quad (4.2d)$$

Now in order to study the local stability of system (2.1), the variational matrix of system (2.1) is computed at each of the above equilibrium points and then the eigenvalues are determined as shown in the following.

The Variational matrix at the trivial equilibrium point is determined as

$$V(E_0) = \begin{pmatrix} r & 0 & 0 \\ 0 & -\mu_1 & 0 \\ 0 & 0 & -\mu_2 \end{pmatrix}. \quad (4.3)$$

So, the eigenvalues of $V(E_0)$ are $\lambda_1 = r > 0$, $\lambda_2 = -\mu_1 < 0$ and $\lambda_3 = -\mu_2 < 0$; hence, $E_0 = (0, 0, 0)$ is a saddle point with locally stable manifold in IY -plane and with locally unstable manifold in the S -direction.

The variational matrix at the axial equilibrium point can be written as

$$V(E_1) = \begin{pmatrix} -r & -\lambda K & \frac{-\alpha_1 K}{\beta + K} \\ 0 & \lambda K - \mu_1 & 0 \\ 0 & 0 & \frac{(\theta_1 - \mu_2)K - \beta\mu_2}{\beta + K} \end{pmatrix}. \quad (4.4)$$

Hence, the eigenvalues of $V(E_1)$ are $\lambda_1 = -r < 0$, $\lambda_2 = \lambda K - \mu_1$, and $\lambda_3 = ((\theta_1 - \mu_2)K - \mu_2\beta)/(\beta + K)$. Therefore, $E_1 = (K, 0, 0)$ is locally asymptotically stable if and only if

$$\lambda K < \mu_1 \quad \text{with } \theta_1 < \mu_2 \quad \text{or} \quad K < \min \left\{ \frac{\mu_1}{\lambda}, \frac{\mu_2\beta}{\theta_1 - \mu_2} \right\}. \quad (4.5a)$$

However, it is a saddle point provided that

$$\lambda K > \mu_1 \quad \text{and/or} \quad K > \frac{\mu_2\beta}{\theta_1 - \mu_2} > 0. \quad (4.5b)$$

Now, the variational matrix of system (2.1) at the disease-free equilibrium point $E_2 = (\bar{S}, 0, \bar{Y})$ is written as

$$V(E_2) = \begin{pmatrix} \frac{r}{K}\bar{S}\left[-1 + \frac{K - \bar{S}}{\beta + \bar{S}}\right] & \bar{S}\left[-\lambda + \frac{mr(K - \bar{S})}{K(\beta + \bar{S})}\right] & \frac{-\alpha_1\bar{S}}{\beta + \bar{S}} \\ 0 & \lambda\bar{S} - \frac{\alpha_2\bar{Y}}{\beta + \bar{S}} - \mu_1 & 0 \\ \frac{\theta_1\beta\bar{Y}}{(\beta + \bar{S})^2} & \bar{Y}\left[\frac{\theta_2\beta + \bar{S}(\theta_2 - m\theta_1)}{(\beta + \bar{S})^2}\right] & 0 \end{pmatrix}. \quad (4.6)$$

Then, the eigenvalues of $V(E_2)$ satisfy the following relations $\bar{\lambda}_S + \bar{\lambda}_Y = \gamma_{13} + \gamma_{23}$ and $\bar{\lambda}_S\bar{\lambda}_Y = \gamma_{13} \cdot \gamma_{23}$, where γ_{13} and γ_{23} represent the eigenvalues of $V(q_3)$ and satisfy (3.15). However,

$$\bar{\lambda}_I = \lambda\bar{S} - \frac{\alpha_2\bar{Y}}{\beta + \bar{S}} - \mu_1, \quad (4.7)$$

here $\bar{\lambda}_S$, $\bar{\lambda}_I$, and $\bar{\lambda}_Y$ represent the eigenvalues of $V(E_2)$ in the S -, I -, and Y -directions, respectively. Therefore, it is clear that the eigenvalues $\bar{\lambda}_S$ and $\bar{\lambda}_Y$ have negative real parts if and only if condition (3.16a) holds. However the eigenvalue $\bar{\lambda}_I$ is negative or positive if and only if the following conditions hold respectively:

$$\bar{S} < \frac{K(\alpha_1\mu_1 + \alpha_2r)}{\alpha_1K\lambda + \alpha_2r}, \quad (4.8a)$$

$$\bar{S} > \frac{K(\alpha_1\mu_1 + \alpha_2r)}{\alpha_1K\lambda + \alpha_2r}. \quad (4.8b)$$

Consequently, $E_2 = (\bar{S}, 0, \bar{Y})$ is locally asymptotically stable if and only if conditions (3.16a) and (4.8a) hold. However it is a saddle point with non empty stable and unstable manifolds if at least one of conditions (3.16b) and (4.8b) hold.

The variational matrix of system (2.1) at the predator-free equilibrium point $E_3 = (\hat{S}, \hat{I}, 0)$ can be written as

$$V(E_3) = \begin{pmatrix} -\frac{r}{K}\hat{S} & \frac{-\lambda\hat{S}}{(1 + \hat{I})^2} & \frac{-\alpha_1\hat{S}}{\beta + \hat{S} + m\hat{I}} \\ \frac{\lambda\hat{I}}{1 + \hat{I}} & \frac{-\lambda\hat{S}\hat{I}}{(1 + \hat{I})^2} & \frac{-\alpha_2\hat{I}}{\beta + \hat{S} + m\hat{I}} \\ 0 & 0 & \frac{\hat{S}(\theta_1 - \mu_2) + \hat{I}(\theta_2 - m\mu_2) - \beta\mu_2}{\beta + \hat{S} + m\hat{I}} \end{pmatrix}. \quad (4.9)$$

Straightforward computation shows that, the eigenvalues of $V(E_3)$ can be written as $\hat{\lambda}_S = \lambda_{13}$; $\hat{\lambda}_I = \lambda_{23}$, where λ_{13} and λ_{23} are given by (3.9), and the eigenvalue in the Y -direction is written as

$$\hat{\lambda}_Y = \frac{\hat{S}(\theta_1 - \mu_2) + \hat{I}(\theta_2 - m\mu_2) - \beta\mu_2}{\beta + \hat{S} + m\hat{I}}. \quad (4.10)$$

According to (3.9), both eigenvalues $\hat{\lambda}_S$ and $\hat{\lambda}_I$ have negative real parts, while the eigenvalue $\hat{\lambda}_Y$ will be negative or positive if and only if the following conditions hold respectively:

$$\hat{S}(\theta_1 - \mu_2) + \hat{I}(\theta_2 - m\mu_2) < \mu_2\beta, \quad (4.11a)$$

$$\hat{S}(\theta_1 - \mu_2) + \hat{I}(\theta_2 - m\mu_2) > \mu_2\beta. \quad (4.11b)$$

Therefore, $E_3 = (\hat{S}, \hat{I}, 0)$ is locally asymptotically stable provided that condition (4.11a) holds. However, it will be a saddle point with locally stable manifold in SI -plane and with locally unstable manifold in the Y -direction provided that condition (4.11b) holds.

Finally, the local stability conditions for the positive equilibrium point are established in the following theorem.

Theorem 4.1. *The positive equilibrium point $E_4 = (\tilde{S}, \tilde{I}, \tilde{Y})$ is locally asymptotically stable in the $Int. R_+^3$ provided that the following conditions hold:*

$$\tilde{Y} < \min \left\{ \frac{r}{\alpha_1 K} \tilde{H}^2, \frac{\lambda \tilde{S}}{m\alpha_2 \tilde{G}^2} \tilde{H}^2, \frac{\lambda}{m\alpha_1 \tilde{G}^2} \tilde{H}^2 \right\}, \quad (4.12a)$$

$$\frac{m\theta_1 \tilde{S}}{\beta + \tilde{S}} < \theta_2 < m\theta_1 \quad \text{or} \quad \frac{\theta_2 \tilde{I}}{\beta + m\tilde{I}} < \theta_1 < \frac{\theta_2}{m}, \quad (4.12b)$$

$$\Gamma > \frac{K}{\tilde{G}^2} \left(\frac{\lambda \tilde{H}^2 - m\alpha_1 \tilde{G}^2 \tilde{Y}}{r \tilde{H}^2 - \alpha_1 K \tilde{Y}} \right), \quad (4.12c)$$

$$\frac{\lambda \tilde{H}^2 \tilde{S} - m\alpha_2 \tilde{G}^2 \tilde{Y}}{\tilde{G}(\lambda \tilde{H}^2 + \alpha_2 \tilde{G} \tilde{Y})} > \frac{\alpha_1 \tilde{S}}{\alpha_2 \tilde{I}}, \quad (4.12d)$$

where $\tilde{G} = 1 + \tilde{I}$, $\tilde{H} = \beta + \tilde{S} + m\tilde{I}$, and $\Gamma = (\beta\theta_2 + (\theta_2 - m\theta_1)\tilde{S}) / (\beta\theta_1 + (m\theta_1 - \theta_2)\tilde{I})$.

Proof. Straightforward computation shows that the variational matrix near $E_4 = (\tilde{S}, \tilde{I}, \tilde{Y})$ can be written as $V(E_4) = (c_{ij})_{3 \times 3}$ with $i, j = 1, 2, 3$ where

$$\begin{aligned} c_{11} &= \frac{-r\tilde{S}}{K} + \frac{\alpha_1\tilde{S}\tilde{Y}}{\tilde{H}^2}, & c_{12} &= \frac{-\lambda\tilde{S}}{\tilde{G}^2} + \frac{\alpha_1 m \tilde{Y}\tilde{S}}{\tilde{H}^2}, & c_{13} &= \frac{-\alpha_1\tilde{S}}{\tilde{H}} < 0, \\ c_{21} &= \frac{\lambda\tilde{I}}{\tilde{G}} + \frac{\alpha_2\tilde{I}\tilde{Y}}{\tilde{H}^2} > 0, & c_{22} &= \frac{-\lambda\tilde{S}\tilde{I}}{\tilde{G}^2} + \frac{m\alpha_2\tilde{I}\tilde{Y}}{\tilde{H}^2}, & c_{23} &= \frac{-\alpha_2\tilde{I}}{\tilde{H}} < 0, \\ c_{31} &= \frac{\tilde{Y}\beta\theta_1 + \tilde{Y}\tilde{I}(m\theta_1 - \theta_2)}{\tilde{H}^2}, & c_{32} &= \frac{\tilde{Y}\beta\theta_2 + \tilde{Y}\tilde{S}(\theta_2 - m\theta_1)}{\tilde{H}^2}, & c_{33} &= 0. \end{aligned} \quad (4.13)$$

Then, the characteristic equation of $V(E_4)$ can be written as follows:

$$\tilde{\lambda}^3 + D_1\tilde{\lambda}^2 + D_2\tilde{\lambda} + D_3 = 0, \quad (4.14)$$

where

$$\begin{aligned} D_1 &= -(c_{11} + c_{22}), \\ D_2 &= (c_{11}c_{22} - c_{12}c_{21}) - (c_{13}c_{31} + c_{23}c_{32}), \\ D_3 &= c_{23}(c_{11}c_{32} - c_{12}c_{31}) + c_{13}(c_{22}c_{31} - c_{21}c_{32}), \\ \Delta &= D_1D_2 - D_3 = D_1(c_{11}c_{22} - c_{21}c_{12}) + c_{31}(c_{11}c_{13} + c_{12}c_{23}) + c_{32}(c_{22}c_{23} + c_{21}c_{13}). \end{aligned} \quad (4.15)$$

Note that according to Routh-Hurwitz criterion E_4 is locally asymptotically stable if $D_1 > 0$, $D_3 > 0$, and $D_1D_2 - D_3 > 0$.

Clearly from the condition (4.12a) we obtain that $c_{11} < 0$, $c_{22} < 0$ with $c_{12} > 0$, and hence $D_1 > 0$. Also due to condition (4.12b), we obtain that $c_{31} > 0$ and $c_{32} > 0$. Therefore, the second term of D_3 will be positive provided that conditions (4.12a) and (4.12b) hold. Further, it is easy to verify that the first term of D_3 will be positive and hence $D_3 > 0$ if the (sufficient) condition (4.12c) holds.

Now, according to the above set of conditions we have that the first and second terms of Δ are positive. However the third term of Δ will be positive too if the following (sufficient) condition holds $c_{22}c_{23} + c_{13}c_{21} > 0$, which is satisfied provided that condition (4.12d) holds. This completes the proof. \square

Furthermore, in the following theorem the global stability conditions of E_1 are established.

Theorem 4.2. Assume that $E_1 = (K, 0, 0)$ is locally asymptotically stable in \mathbb{R}_+^3 . Then, if the following condition holds

$$\frac{\alpha_1}{\beta}K < \mu_2, \quad (4.16)$$

the equilibrium point E_1 is globally asymptotically stable.

Proof. Consider the following function:

$$V(S, I, Y) = \left[S - K - K \ln \left(\frac{S}{K} \right) \right] + I + Y, \quad (4.17)$$

it is easy to see that $V(S, I, Y) \in C^1(R_+^3, R)$, in addition $V(K, 0, 0) = 0$, while $V(S, I, Y) > 0$ for all $(S, I, Y) \in R_+^3$ and $(S, I, Y) \neq (K, 0, 0)$. Further,

$$\begin{aligned} \frac{dV}{dt} = (S - K) & \left[r \left(1 - \frac{S}{K} \right) - \frac{\lambda I}{1 + I} - \frac{\alpha_1 Y}{\beta + S + mI} \right] \\ & + \left[\frac{\lambda S}{1 + I} I - \frac{\alpha_2 Y I}{\beta + S + mI} - \mu_1 I \right] + \left[\frac{\theta_1 S + \theta_2 I}{\beta + S + mI} Y - \mu_2 Y \right]. \end{aligned} \quad (4.18)$$

Now due to the fact $\theta_i \leq \alpha_i$; $i = 1, 2$ that is mentioned in Theorem 2.1, then we get

$$\frac{dV}{dt} \leq -\frac{r}{K}(S - K)^2 - \left[\mu_1 - \frac{\lambda K}{1 + I} \right] I - \left[\mu_2 - \frac{K \alpha_1}{\beta + S + mI} \right] Y. \quad (4.19)$$

Clearly, $\mu_1 - \lambda K / (1 + I) > 0$ under the local stability condition (4.5a). However, $\mu_2 - K \alpha_1 / (\beta + S + mI) > 0$ under the condition (4.16). Therefore, dV/dt is negative definite, and hence the proof is complete. \square

Theorem 4.3. Suppose that the disease-free equilibrium point $E_2 = (\bar{S}, 0, \bar{Y})$ is locally asymptotically stable in the $\text{Int. } R_+^2$ of the SY -plane and let the following condition holds:

$$\frac{\alpha_1}{\beta^2} < \frac{r}{KY_{\max}}. \quad (4.20)$$

Then, the equilibrium point $E_2 = (\bar{S}, 0, \bar{Y})$ is globally asymptotically stable in the $\text{Int. } R_+^2$ of the SY -plane.

Proof. Obviously, system (2.1) will be reduced to disease-free subsystem (2.2b) in case of absence of the infected species ($I = 0$). Also, it has been shown that (\bar{S}, \bar{Y}) represents the unique positive equilibrium point of the subsystem (2.2b).

Consider now the function $F_2(S, Y) = 1/SY$, clearly $F_2 : \text{Int. } R_+^2 \rightarrow R$ which is a continuously differentiable function. Further, since

$$\Delta_1(S, Y) = \frac{\partial}{\partial S}(F_2 f_2) + \frac{\partial}{\partial Y}(F_2 h_2) = -\frac{r}{KY} + \frac{\alpha_1}{(\beta + S)^2} < -\frac{r}{KY_{\max}} + \frac{\alpha_1}{\beta^2}. \quad (4.21)$$

Here, f_2 and h_2 are given in subsystem (2.2b). Also, since the system (2.1) is bounded as shown in Theorem 2.1, Y_{\max} represents the upper bound constant for the variable Y . Therefore, under the condition (4.20) it is observed that $\Delta_1(S, Y)$ does not change sign and is not identically zero. So, by Bendixson-Dulac criterion, there is no periodic curve in the $\text{Int. } R_+^2$ of the SY -plane. Hence, the equilibrium point (\bar{S}, \bar{Y}) of subsystem (2.2b) and then the

associated disease-free equilibrium point $(\bar{S}, 0, \bar{Y})$ of system (2.1) is globally asymptotically in the Int. R_+^2 of the SI -plane. \square

Theorem 4.4. Assume that the positive equilibrium point $E_4 = (\tilde{S}, \tilde{I}, \tilde{Y})$ of system (2.1) is locally asymptotically stable in the Int. R_+^3 . Then, it is a globally asymptotically stable on the subregion of the Int. R_+^3 that satisfies the following conditions:

$$\tilde{Y} < \min \left\{ \frac{rH\tilde{H}}{\alpha_1 K}, \frac{\lambda\tilde{S}H\tilde{H}}{mG\tilde{G}} \right\} \quad (4.22a)$$

$$\left[\frac{(C_1 m \alpha_1 + C_2 \alpha_2) \tilde{Y}_1}{H\tilde{H}} + \frac{(C_2 \tilde{G} - C_1) \lambda}{G\tilde{G}} \right]^2 < 4C_1 C_2 \left[\frac{r}{K} - \frac{\alpha_1 \tilde{Y}}{H\tilde{H}} \right] \left[\frac{\lambda \tilde{S}}{G\tilde{G}} - \frac{m \alpha_2 \tilde{Y}}{H\tilde{H}} \right], \quad (4.22b)$$

where $G = (1 + I)$ and $H = (\beta + S + mI)$, while \tilde{G} and \tilde{H} are given in Theorem 4.2. Further, C_1 and C_2 are positive constants to be determined later on.

Proof. Consider the following function:

$$V_1(S, I, Y) = C_1 \left[S - \tilde{S} - \tilde{S} \ln \left(\frac{S}{\tilde{S}} \right) \right] + C_2 \left[I - \tilde{I} - \tilde{I} \ln \left(\frac{I}{\tilde{I}} \right) \right] + \left[Y - \tilde{Y} - \tilde{Y} \ln \left(\frac{Y}{\tilde{Y}} \right) \right], \quad (4.23)$$

where C_1 and C_2 are positive constants to be determined. Note that it is easy to see that $V_1(S, I, Y) \in C^1(R_+^3, R)$ with $V_1(\tilde{S}, \tilde{I}, \tilde{Y}) = 0$ and $V_1(S, I, Y) > 0$, for all $(S, I, Y) \in R_+^3$ with $(S, I, Y) \neq (\tilde{S}, \tilde{I}, \tilde{Y})$. Further,

$$\begin{aligned} \frac{dV_1}{dt} &= C_1 \left(S - \tilde{S} \right) \left[r \left(1 - \frac{S}{K} \right) - \frac{\lambda I}{G} - \frac{\alpha_1 Y}{H} \right] \\ &\quad + C_2 \left(I - \tilde{I} \right) \left[\frac{\lambda S}{G} - \frac{\alpha_2 Y}{H} - \mu_1 \right] + (Y - \tilde{Y}) \left[\frac{Q_1 S + Q_2 I}{H} - \mu_2 \right] \\ \frac{dV_1}{dt} &= -C_1 \left[\frac{r}{K} - \frac{\alpha_1 \tilde{Y}}{H\tilde{H}} \right] (S - \tilde{S})^2 - C_2 \left[\frac{\lambda \tilde{S}}{G\tilde{G}} - \frac{m \alpha_2 \tilde{Y}}{H\tilde{H}} \right] (I - \tilde{I})^2 \\ &\quad + \left[\frac{(C_1 m \alpha_1 + C_2 \alpha_2) \tilde{Y}_1}{H\tilde{H}} + \frac{(C_2 \tilde{G} - C_1) \lambda}{G\tilde{G}} \right] (S - \tilde{S}) (I - \tilde{I}) \\ &\quad + \left[\frac{-C_1 \alpha_1 \tilde{H} + (\beta \theta_1 - (\theta_2 - m \theta_1) \tilde{I})}{H\tilde{H}} \right] (S - \tilde{S}) (Y - \tilde{Y}) \\ &\quad + \left[\frac{-C_2 \alpha_2 \tilde{H} + (\beta \theta_2 + (\theta_2 - m \theta_1) \tilde{S})}{H\tilde{H}} \right] (I - \tilde{I}) (Y - \tilde{Y}). \end{aligned} \quad (4.24)$$

So by choosing the constants $C_i; i = 1, 2$ as follows:

$$C_1 = \frac{\beta\theta_1 - (\theta_2 - m\theta_1)\tilde{I}}{\alpha_1\tilde{H}}, \quad C_2 = \frac{\beta\theta_2 - (\theta_2 - m\theta_1)\tilde{S}}{\alpha_2\tilde{H}}. \quad (4.25)$$

Then, we get

$$\begin{aligned} \frac{dV_1}{dt} = & -C_1 \left[\frac{r}{K} - \frac{\alpha_1\tilde{Y}}{H\tilde{H}} \right] (S - \tilde{S})^2 - C_2 \left[\frac{\lambda\tilde{S}}{G\tilde{G}} - \frac{m\alpha_2\tilde{Y}}{H\tilde{H}} \right] (I - \tilde{I})^2 \\ & + \left[\frac{(C_1 m\alpha_1 + C_2 \alpha_2)\tilde{Y}_1}{H\tilde{H}} + \frac{(C_2\tilde{G} - C_1)\lambda}{G\tilde{G}} \right] (S - \tilde{S})(I - \tilde{I}). \end{aligned} \quad (4.26)$$

Clearly, $C_i; i = 1, 2$ are positive under the local stability condition (4.12b). Further, $r/K - \alpha_1\tilde{Y}/H\tilde{H} > 0$ and $\lambda\tilde{S}/G\tilde{G} - m\alpha_2\tilde{Y}/H\tilde{H} > 0$ under the condition (4.22a). Therefore using condition (4.22b), we obtain that

$$\frac{dV_1}{dt} < - \left[\sqrt{C_1 \left[\frac{r}{K} - \frac{\alpha_1\tilde{Y}}{H\tilde{H}} \right]} (S - \tilde{S}) + \sqrt{C_2 \left[\frac{\lambda\tilde{S}}{G\tilde{G}} - \frac{m\alpha_2\tilde{Y}}{H\tilde{H}} \right]} (I - \tilde{I}) \right]^2. \quad (4.27)$$

Therefore, dV_1/dt is negative and hence V_1 is Lyapunov function with respect to E_4 , so E_4 is globally asymptotically stable and the proof is complete. \square

5. Hopf Bifurcation

In this section, the occurrence of Hopf bifurcation in system (2.1) near the equilibrium points is studied.

Theorem 5.1. Assume that condition (4.8a) holds, then system (2.1) has a Hopf bifurcation near the disease-free equilibrium point $E_2 = (\bar{S}, 0, \bar{Y})$ as the parameter value K passes through the value $\bar{K} = \beta + 2\bar{S}$.

Proof. According to the variational matrix of system (2.1) at the disease-free equilibrium point $E_2 = (\bar{S}, 0, \bar{Y})$, it is easy to verify that the eigenvalues can be written as

$$\bar{\lambda}_{S,Y} = \frac{T}{2} \pm \frac{1}{2} \sqrt{T^2 - 4D}, \quad \bar{\lambda}_I = \lambda\bar{S} - \frac{\alpha_2\bar{Y}}{\beta + \bar{S}} - \mu_1, \quad (5.1)$$

where $T = (r/K)\bar{S}[-1 + (K - \bar{S})/(\beta + \bar{S})]$ and $D = \alpha_1\theta_1\bar{Y}\beta\bar{S}/(\beta + \bar{S})^3 > 0$.

Clearly, as shown above, the eigenvalue $\bar{\lambda}_I < 0$ if and only if condition (4.8a) holds. However, the eigenvalues $\bar{\lambda}_S$ and $\bar{\lambda}_Y$ are pure imaginary complex numbers for $T = 0$ or $K = \bar{K}$, so there is a neighborhood around $\bar{K} = \beta + 2\bar{S}$ such that $\bar{\lambda}_S$ and $\bar{\lambda}_Y$ can be written as

$$\bar{\lambda}_S = \omega(K) + i\varpi(K), \quad \bar{\lambda}_Y = \omega(K) - i\varpi(K), \quad (5.2)$$

where $\omega(K) = (r/2K)\bar{S}[-1 + (K - \bar{S})/(\beta + \bar{S})]$ represents the real part of $\bar{\lambda}_S$ and $\bar{\lambda}_Y$.

Now, since

$$\left[\frac{d\omega(K)}{dK} \right]_{K=\bar{K}} = \frac{r\bar{S}}{2(\beta + 2\bar{S})^2} + \frac{r\bar{S}^2}{2(\beta + 2\bar{S})^2(\beta + \bar{S})} \neq 0. \quad (5.3)$$

Therefore, system (2.1) has a Hopf bifurcation near the disease-free equilibrium point at $K = \bar{K}$, and hence the proof is complete. \square

Now since the variational matrix around the predator-free equilibrium point has two eigenvalues, given by (3.9), with negative real parts while the third that given by (4.10) is real and is negative or positive depending on conditions (4.11a) or (4.11b), respectively, then there is no possibility to have a Hopf bifurcation near this point.

Finally, the conditions that guarantee the occurring of Hopf bifurcation near the positive equilibrium point are established in the following theorem.

Theorem 5.2. Assume that the conditions (4.12a)–(4.12c) hold. Then, system (2.1) exhibits a Hopf bifurcation near the positive equilibrium point E_4 as the parameter K passes through the value

$$K_1 = \frac{-2rc_{22}\tilde{S}\tilde{H}^2}{\tilde{H}^2 \left[N_1 + \sqrt{N_1^2 + 4c_{22}N_2} \right] - 2\alpha_1c_{22}\tilde{S}\tilde{Y}}, \quad (5.4)$$

where $N_1 = c_{13}c_{31} + c_{12}c_{21} - c_{22}^2$, $N_2 = c_{12}(c_{21}c_{22} + c_{23}c_{31}) + c_{32}(c_{22}c_{23} + c_{21}c_{13})$, and c_{ij} ; $i, j = 1, 2, 3$ represent the elements of $V(E_4)$: provided that the following condition holds

$$\begin{aligned} & \left[\frac{\lambda^2 \tilde{S}^2 \tilde{I}^2}{\tilde{G}^4} + \frac{\alpha_1 \alpha_2 m^2 \tilde{S} \tilde{I}^2 \tilde{Y}^2}{\tilde{H}^4} \right] \Pi_1 + \frac{\alpha_2 \lambda \tilde{S} \tilde{I} \tilde{Y} (1 + \tilde{I})}{\tilde{G}^2 \tilde{H}^3} \Pi_2 \\ & < \frac{(\alpha_2 + \alpha_1 \tilde{S}) m \lambda \tilde{S} \tilde{I}^2 \tilde{Y}}{\tilde{G}^2 \tilde{H}^2} \Pi_1 + \frac{\alpha_1 \alpha_2 m \tilde{S} \tilde{I} \tilde{Y}^2}{\tilde{H}^5} \Pi_2 \\ & + \frac{\tilde{I} \tilde{Y}}{\tilde{H}^3} \left[\frac{\alpha_2 \tilde{Y} (m \tilde{I} + \alpha_1 \tilde{S})}{\tilde{H}^2} + \frac{\alpha_1 \lambda \tilde{S}}{\tilde{G}} \right] \Pi_3. \end{aligned} \quad (5.5)$$

Here, $\Pi_1 = \lambda/\tilde{G} + (\alpha_2 \tilde{Y})/\tilde{H}^2$, $\Pi_2 = \beta\theta_1 + (m\theta_1 - \theta_2)\tilde{I}$, and $\Pi_3 = \beta\theta_2 + (\theta_2 - m\theta_1)\tilde{S}$.

Proof. Recall that the characteristic equation of $V(E_4)$ is given by

$$\tilde{\lambda}^3 + D_1\tilde{\lambda}^2 + D_2\tilde{\lambda} + D_3 = 0, \quad (5.6a)$$

where D_j ; $j = 1, 2, 3$ are given in Theorem 4.1. It had been observed that the conditions (4.12a)–(4.12c) guarantee that $D_j > 0$; $j = 1, 2, 3$ for all values of K .

Now since the Hopf bifurcation near the positive equilibrium point E_4 of system (2.1) occurs if and only if $V(E_4)$ have two complex conjugate eigenvalues with the third eigenvalue real and negative such that there exists a constant parameter value, say K_1 , satisfying:

$$(1) \operatorname{Re}(\tilde{\lambda}(K))|_{K=K_1} = 0.$$

$$(2) (d/dK)(\operatorname{Re}(\tilde{\lambda}(K)))|_{K=K_1} \neq 0; \text{ where } \tilde{\lambda} \text{ is a complex eigenvalue of } V(E_4).$$

So, by simplifying $\Delta = D_1D_2 - D_3$ and then equating to the zero we get $c_{22}(c_{11})^2 - N_1c_{11} - N_2 = 0$.

Obviously, conditions (4.12a)–(4.12b) guarantee that $N_1 < 0$, while condition (5.5) guarantees that $N_2 < 0$. Therefore, by solving the above second order equation we get the $c_{11} = N_1/2c_{22} + (1/2c_{22})\sqrt{N_1^2 + 4c_{22}N_2}$ (The other root is omitted because $c_{11} < 0$).

Substituting the value of c_{11} in this equation and then solving for K we get that $K = K_1$. Accordingly, for $K = K_1$, we have $D_1D_2 = D_3$ and then the above characteristic equation (5.6a) can be written as

$$(\tilde{\lambda}^2 + D_2)(\tilde{\lambda} + D_1) = 0, \quad (5.6b)$$

which has the following three roots:

$$\tilde{\lambda}_1 = i\sqrt{D_2(K_1)}, \quad \tilde{\lambda}_2 = -i\sqrt{D_2(K_1)}, \quad \tilde{\lambda}_3 = -D_1(K_1). \quad (5.7)$$

However, for all values of K in the neighborhood of K_1 , these roots can be written in general as

$$\tilde{\lambda}_1(K) = a(K) + ib(K), \quad \tilde{\lambda}_2(K) = a(K) - ib(K), \quad \tilde{\lambda}_3(K) = -D_1(K). \quad (5.8)$$

Clearly, $a(K_1) = 0$ which means that the first condition of Hopf bifurcation holds. Now, the proof will follow, if we can verify the above second condition (known as transversality condition) of Hopf bifurcation when $\operatorname{Re}(\tilde{\lambda}(K)) = a(K)$.

Thus, by substituting $\tilde{\lambda}_1(K) = a(K) + ib(K)$ in (5.6b) and calculating the derivative with respect to the K , it is obtained that

$$\begin{aligned} A(K)a'(K) - B(K)b'(K) + E(K) &= 0, \\ B(K)a'(K) + A(K)b'(K) + R(K) &= 0, \end{aligned} \quad (5.9)$$

where

$$\begin{aligned}
 A(K) &= 3[a(K)]^2 + 2D_1(K)a(K) + D_2(K) - 3[b(K)]^2, \\
 B(K) &= 6a(K)b(K) + 2D_1(K)b(K), \\
 E(K) &= [a(K)]^2 D'_1(K) + D'_2(K)a(K) + D'_3(K) - D'_1(K)[b(K)]^2, \\
 R(K) &= 2a(K)b(K)D'_1(K) + D'_2(K)b(K).
 \end{aligned} \tag{5.10}$$

Thus, by solving the linear system (5.9) for the unknown $a'(K)$ we get that

$$a'(K) = \frac{d}{dK} \operatorname{Re}(\tilde{\lambda}(K)) = -\frac{B(K)R(K) + A(K)E(K)}{[A(K)]^2 + [B(K)]^2}. \tag{5.11}$$

So for $K = K_1$, it is easy to verify that

$$\left. \frac{d}{dK} \operatorname{Re}(\tilde{\lambda}(K)) \right|_{K=K_1} = -\frac{B(K_1)R(K_1) + A(K_1)E(K_1)}{[A(K_1)]^2 + [B(K_1)]^2} \neq 0. \tag{5.12}$$

Also, we have that $\tilde{\lambda}_3(K_1) = -D_1(K_1) < 0$. Hence the proof is complete. \square

6. Numerical Simulation

To visualize the above analytical findings and understand the effect of varying the parameters on the global dynamics of system (2.1), numerical simulation is done in this section. The system (2.1) is integrated using six-order Runge-Kutta method along with predictor-corrector method under different sets of initial values and different sets of parameter values.

For the following set of hypothetical, biologically feasible set of parameters, system (2.1) is solved numerically starting at different initial points as shown in the following figures:

$$\begin{aligned}
 r = 1, \quad K = 500, \quad \lambda = 1, \quad \alpha_1 = 1, \quad \alpha_2 = 1, \quad \beta = 50, \quad m = 0.75, \\
 \theta_1 = 0.75, \quad \theta_2 = 0.5, \quad \mu_1 = 0.3, \quad \mu_2 = 0.1.
 \end{aligned} \tag{6.1}$$

According to Figures 1 and 2, system (2.1) has a unique globally asymptotically stable positive equilibrium point in the Int. R_+^3 . For the parameters values (6.1) with the infective rates $\lambda = 0.5$, $\lambda = 0.01$, and $\lambda = 1.25$, system (2.1) is solved numerically and the trajectories are drawn in Figures 3, 4, and 5 respectively.

Clearly, Figure 3 shows that system (2.1) losses its stability and approaches to periodic attractor as the infective rate decreases to $\lambda = 0.5$, keeping the rest of parameters as in (6.1). While the disease will disappear and system (2.1) approaches periodic attractor in the Int. R_+^2 of the SY-plane as the infective rate decreases further reaching $\lambda = 0.01$ as shown in Figure 4. Moreover, the predator will faces extinction as the infective rate increases reaching to $\lambda = 1.25$, and hence the system will approach asymptotically stable point in the Int. R_+^2 of the SI-plane. In fact, it is observed that for $0 < \lambda \leq 0.02$ the trajectories of system (2.1) approach

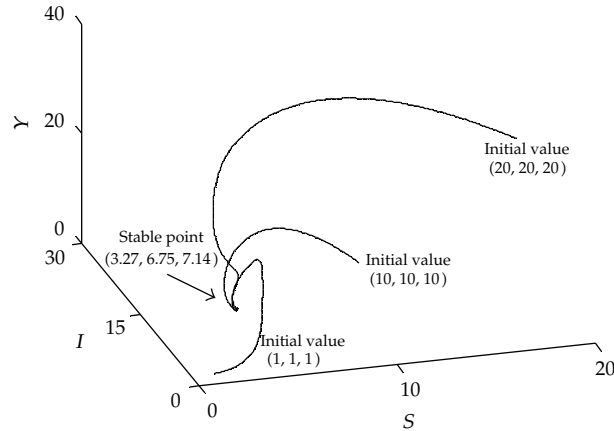


Figure 1: System (2.1) approaches globally asymptotically stable point under the parameters values (6.1).

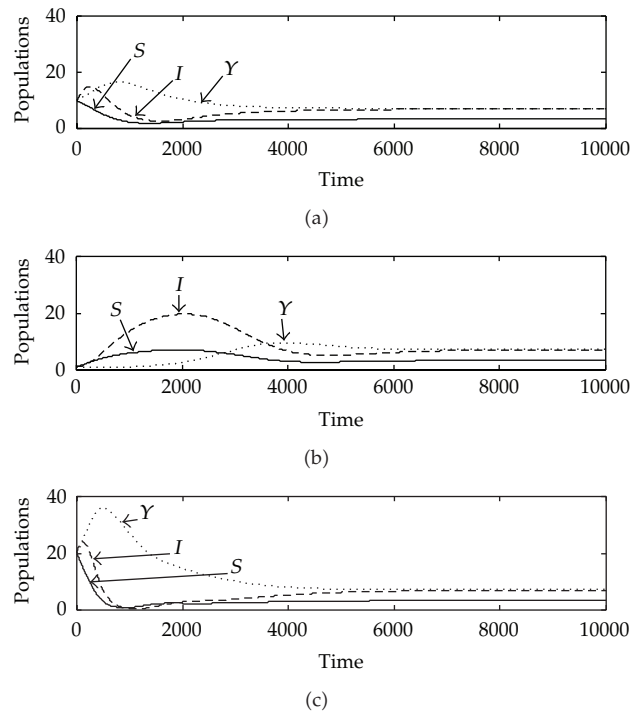


Figure 2: Time series for the point attractor in Figure 1. (a) The trajectories starting at (10, 10, 10). (b) The trajectories starting at (1, 1, 1). (c) The trajectories starting at (20, 20, 20).

periodic attractor in the Int. R_+^2 of the SY -plane and for $0.02 < \lambda < 0.62$ they approach the periodic attractor in the Int. R_+^3 . However, increasing the infective rate farther, $0.62 \leq \lambda < 1.12$, stabilizes the system (2.1) at positive equilibrium point. Finally, for $1.12 \leq \lambda$, the system approaches asymptotically stable point in the Int. R_+^2 of the SI -plane.

Now, the effect of varying the intrinsic growth rate of the susceptible prey on the global dynamics of system (2.1) is investigated. It is observed that for $r \leq 0.89$ system

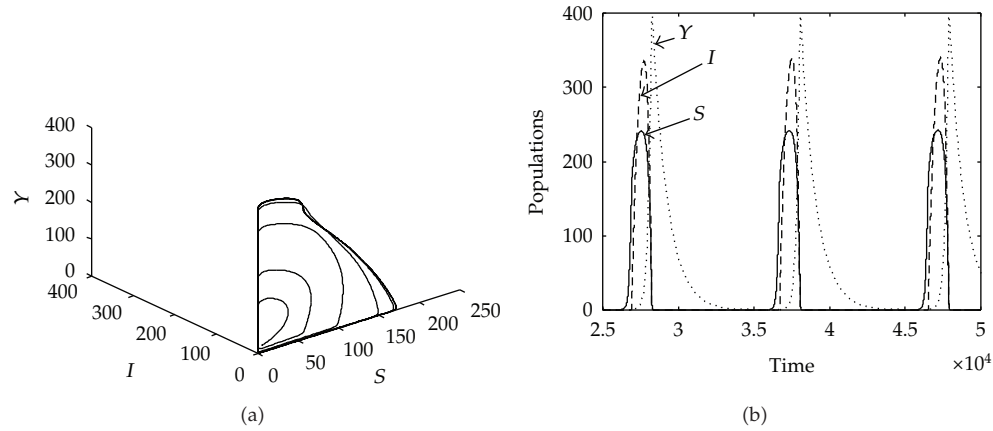


Figure 3: (a) System (2.1) approaches periodic attractor in $\text{Int. } R_+^3$ for $\lambda = 0.5$ with the rest of parameters are given by (6.1). (b) Time series of the trajectory in (a).

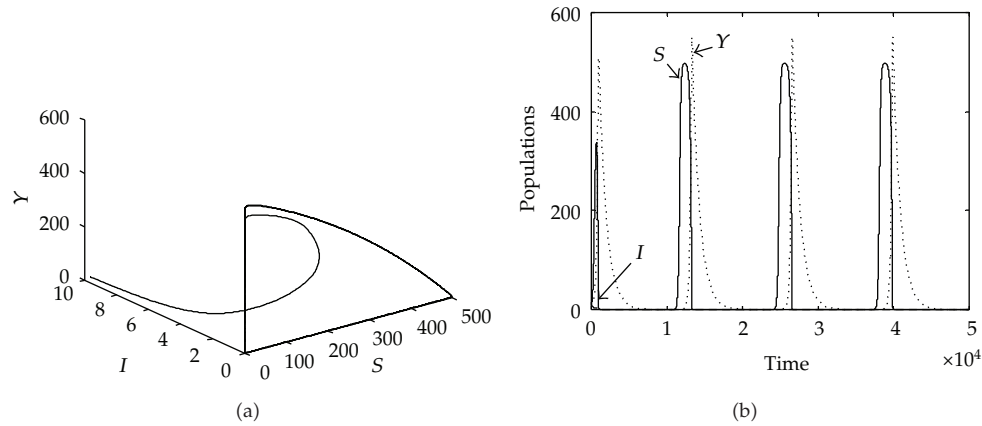


Figure 4: (a) System (2.1) approaches periodic attractor in $\text{Int. } R_+^2$ of the SY -plane for $\lambda = 0.01$ with the rest of parameters are given by (6.1). (b) Time series of the trajectory in (a).

(2.1) approaches asymptotically stable point in the $\text{Int. } R_+^2$ of the SI -plane; however, for $0.89 < r < 1.55$, system (2.1) has a globally stable point in the $\text{Int. } R_+^3$. Finally, for $1.55 \leq r$ system (2.1) has a periodic attractor in the $\text{Int. } R_+^3$ as shown in Figure 6.

Now, for the following set of parameters values, it is observed that the system (2.1) has also periodic attractor in the $\text{Int. } R_+^3$.

$$\begin{aligned} r = 1, \quad K = 500, \quad \lambda = 0.5, \quad \alpha_1 = 0.5, \quad \alpha_2 = 1, \quad \beta = 50, \quad m = 0.75, \\ \theta_1 = 0.25, \quad \theta_2 = 0.5, \quad \mu_1 = 0.3, \quad \mu_2 = 0.1. \end{aligned} \quad (6.2)$$

However, the dynamics of system (2.1) is studied further at different values of the carrying capacity. It is observed that the system (2.1) undergoes a Hopf bifurcation as the carrying capacity parameter passes through $K \cong 270$, which confirm our result in Theorem 5.2, as shown in Figure 7.

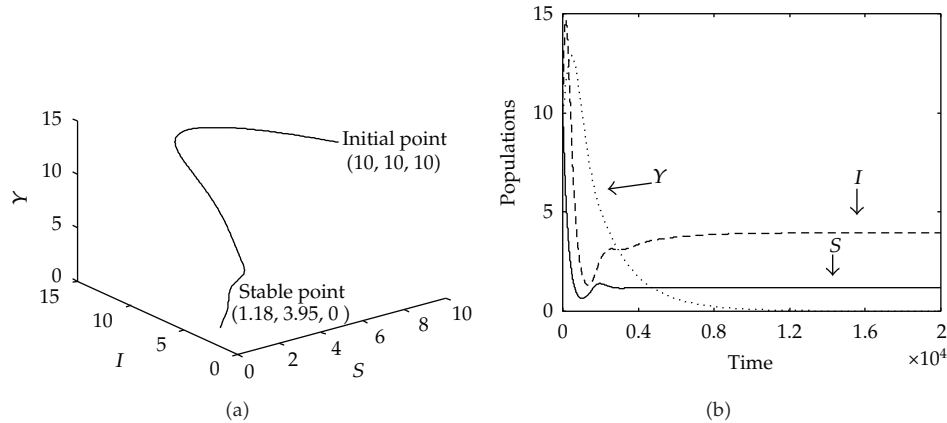


Figure 5: (a) System (2.1) approaches stable point in $\text{Int. } R_+^2$ of the SI -plane for $\lambda = 1.25$ with the rest of parameters are given by (6.1). (b) Time series of the trajectory in (a).

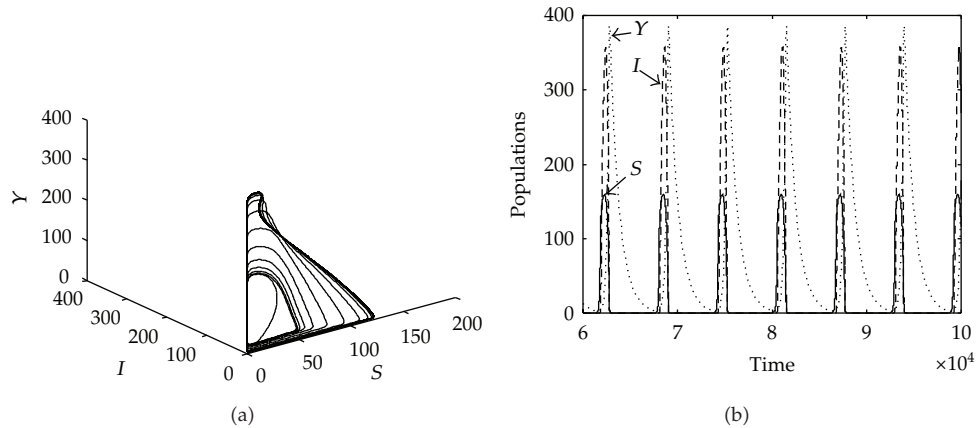


Figure 6: (a) System (2.1) approaches periodic attractor in $\text{Int. } R_+^3$ for $r = 1.55$ with the rest of parameters are given by (6.1). (b) Time series of the trajectory in (a).

Clearly, System (2.1) approaches asymptotically to the positive equilibrium point in the $\text{Int. } R_+^3$ when $K = 260$ with the rest of parameters given by (6.2) as shown in Figures 7(a)-7(b). However, system (2.1) approaches to small periodic attractor in the $\text{Int. } R_+^3$ when $K = 280$ with the rest of parameters given by (6.2) as shown in Figures 7(c) and 7(d). Finally, system (2.1) approaches larger periodic attractor in the $\text{Int. } R_+^3$ when $K = 300$ with the rest of parameters given by (6.2) as plotted in Figures 7(e) and 7(f).

In addition to the above, the effect of other parameters on the dynamics of system (2.1) is also studied and the obtained results can be summarized as follows.

For the parameters values given by (6.2) with $\beta \leq 160$, system (2.1) has a periodic attractor, while as the half-saturation parameter β increases, $\beta > 160$, it is observed that system (2.1) approaches asymptotically positive equilibrium point. On the other hand, for the parameters values in (6.2) with the natural death rate for the predator in the range $\mu_2 < 0.3$, system (2.1) has a periodic dynamic. However, for $0.3 \leq \mu_2 \leq 0.43$, the solution

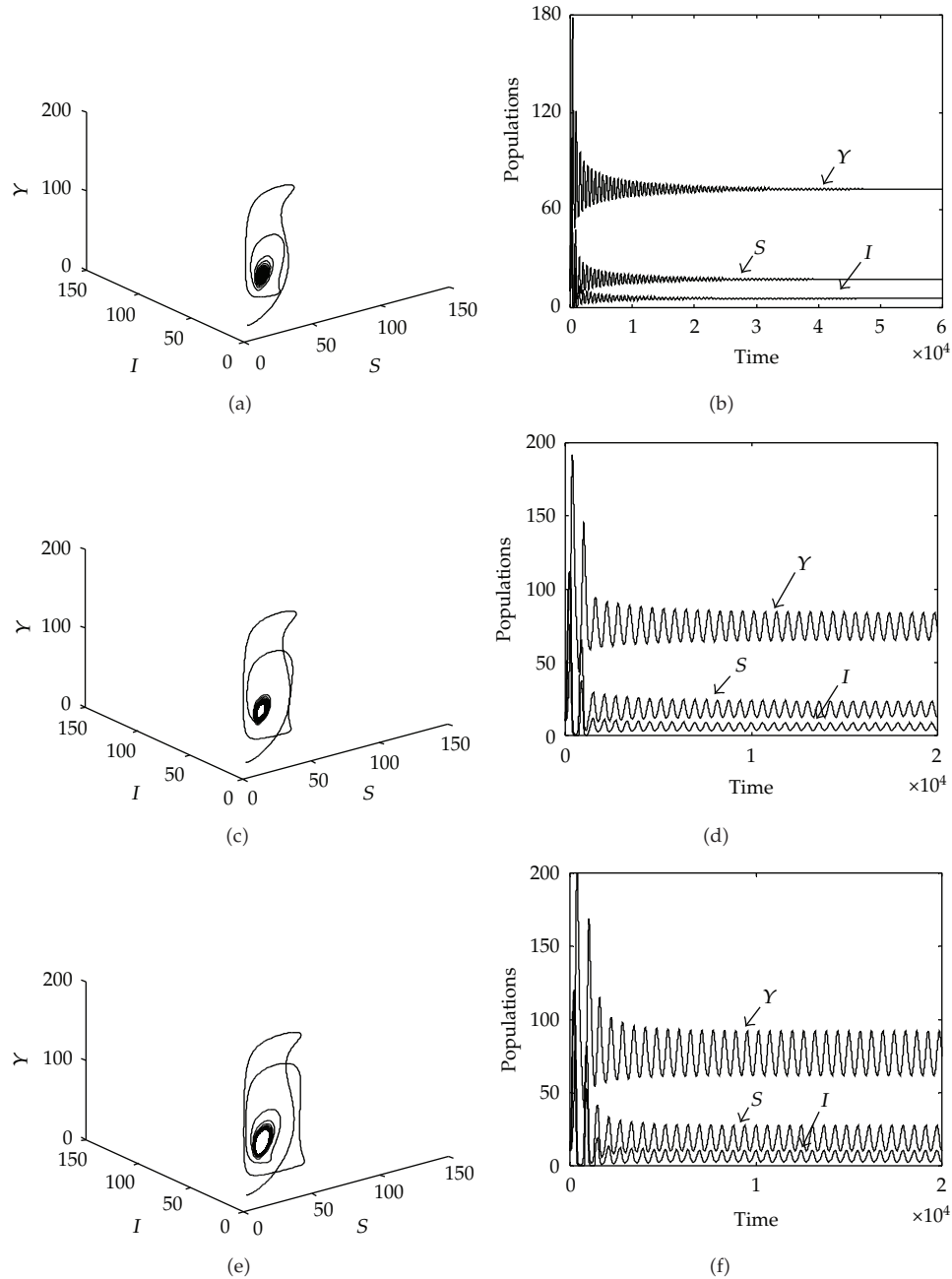


Figure 7: System (2.1) undergoes a Hopf bifurcation as the carrying capacity pass through $K \cong 270$ keeping other parameters fixed as in (6.2).

of system (2.1) approaches asymptotically stable positive equilibrium point. Further increase the natural death rate, that is, $0.43 < \mu_2$ will lead to extinction in the predator species and then the solution of system (2.1) approaches asymptotically the predator-free equilibrium point in the Int. R_+^2 of the SI -plane.

7. Discussions and Conclusions

In this paper, an eco-epidemiological prey-predator system with nonlinear incidence rate has been proposed and analyzed. The existence, uniqueness, and boundedness of the solution of the system are discussed. The existence and stability analysis of the equilibria of the system are investigated. The global stability analysis of the proposed model is also studied using suitable Lyapunov function. The conditions that guarantee the accruing of the Hopf bifurcation in system (2.1) are presented. Moreover, numerical simulations are used to study the global dynamics of our system and confirm our analytical results. It is observed the following:

- (1) The infective rate constant λ has a vital role on the dynamics of system (2.1). In fact decreasing the value of λ more than a specific value, say λ_1 , causes destabilizing the system first and then leads to extinction in the infected individuals; however increasing λ more than a specific value, say λ_2 , leads to extinction in the predator species. Finally, for $\lambda_1 < \lambda < \lambda_2$, system (2.1) has asymptotically stable point.
- (2) Decreasing the intrinsic growth rate of the susceptible prey below a specific value, say r_1 , leads to extinction in the predator species; however, increasing this parameter more than a specific value, say r_2 , causes coexistence of all species and the system approaches periodic dynamic. Finally for the values of intrinsic growth rate in the range $r_1 < r < r_2$, the system approaches asymptotically stable point. Consequently, increasing this parameter has a destabilizing effect on the system.
- (3) System (2.1) persists and has asymptotically stable point for relatively small values of carrying capacity; however, increasing the value of carrying capacity more than a specific value, say $K > K_1$, the positive equilibrium point losses its stability and then the system approaches periodic attractor in the Int. R_+^3 . Indeed, K_1 represents a Hopf bifurcation point of system (2.1).

Finally, the effects of other parameters of system (2.1) are also studied and similar conclusions are obtained as those mentioned in Section 6.

References

- [1] H. I. Freedman and P. Waltman, "Persistence in models of three interacting predator-prey populations," *Mathematical Biosciences*, vol. 68, no. 2, pp. 213–231, 1984.
- [2] S. Gakkhar and R. K. Naji, "Chaos in three species ratio dependent food chain," *Chaos, Solitons and Fractals*, vol. 14, no. 5, pp. 771–778, 2002.
- [3] N. T. J. Bailey, *The Mathematical Theory of Infectious Diseases*, Griffin, London, UK, 1975.
- [4] J. D. Murray, *Mathematical Biology*, vol. 19 of *Biomathematics*, Springer, Berlin, Germany, 2nd edition, 1993.
- [5] R. M. Anderson and R. M. May, *Infectious Diseases of Humans: Dynamics and Control*, Oxford University Press, Oxford, UK, 1998.
- [6] M. Haque and E. Venturino, "Modelling disease spreading in symbiotic communities," in *Wildlife: Destruction, Conservation and Biodiversity*, J. D. Harris and P. L. Brownin, Eds., pp. 135–179, Nova Science, New York, NY, USA, 2009.
- [7] R. M. Anderson and R. M. May, "The invasion, persistence and spread of infections disease within animal and plant communities," *Philosophical Transactions of the Royal Society B*, vol. 314, no. 1167, pp. 533–570, 1986.
- [8] K. P. Haderler and H. I. Freedman, "Predator-prey populations with parasitic infection," *Journal of Mathematical Biology*, vol. 27, no. 6, pp. 609–631, 1989.
- [9] P. J. Hudson, A. P. Dobson, and D. Newborn, "Do parasites make prey vulnerable to predation? Red grouse and parasites," *Journal of Animal Ecology*, vol. 61, no. 3, pp. 681–692, 1992.

- [10] J. Chattopadhyay and O. Arino, "A predator-prey model with disease in the prey," *Nonlinear Analysis: Theory, Methods & Applications*, vol. 36, no. 6, pp. 747–766, 1999.
- [11] J. Moore, *Parasites and the Behavior of Animals*, Oxford University Press, Oxford, UK, 2002.
- [12] Y. Xiao and L. Chen, "A ratio-dependent predator-prey model with disease in the prey," *Applied Mathematics and Computation*, vol. 131, no. 2-3, pp. 397–414, 2002.
- [13] H. W. Hethcote, W. Wang, L. Han, and Z. Ma, "A predator—prey model with infected prey," *Theoretical Population Biology*, vol. 66, no. 3, pp. 259–268, 2004.
- [14] M. Haque and E. Venturino, "The role of transmissible diseases in the Holling-Tanner predator-prey model," *Theoretical Population Biology*, vol. 70, no. 3, pp. 273–288, 2006.
- [15] K. Kundu and J. Chattopadhyay, "A ratio-dependent eco-epidemiological model of the Salton Sea," *Mathematical Methods in the Applied Sciences*, vol. 29, no. 2, pp. 191–207, 2006.
- [16] D. Greenhalgh and M. Haque, "A predator-prey model with disease in the prey species only," *Mathematical Methods in the Applied Sciences*, vol. 30, no. 8, pp. 911–929, 2007.
- [17] M. Haque and J. Chattopadhyay, "Role of transmissible disease in an infected prey-dependent predator-prey system," *Mathematical and Computer Modelling of Dynamical Systems. Methods, Tools and Applications in Engineering and Related Sciences*, vol. 13, no. 2, pp. 163–178, 2007.
- [18] M. Haque and E. Venturino, "Effect of parasitic infection in the Leslie-Gower predator-prey model," *Journal of Biological Systems*, vol. 16, no. 3, pp. 425–444, 2008.
- [19] S. Sinha, O. P. Misra, and J. Dhar, "Study of a prey-predator dynamics under the simultaneous effect of toxicant and disease," *Journal of Nonlinear Science and Its Applications*, vol. 1, no. 2, pp. 102–117, 2008.
- [20] K. P. Das, S. Roy, and J. Chattopadhyay, "Effect of disease-selective predation on prey infected by contact and external sources," *BioSystems*, vol. 95, no. 3, pp. 188–199, 2009.
- [21] M. Haque, J. Zhen, and E. Venturino, "An ecoepidemiological predator-prey model with standard disease incidence," *Mathematical Methods in the Applied Sciences*, vol. 32, no. 7, pp. 875–898, 2009.
- [22] B. Mukhopadhyay and R. Bhattacharyya, "Role of predator switching in an eco-epidemiological model with disease in the prey," *Ecological Modelling*, vol. 220, no. 7, pp. 931–939, 2009.
- [23] A. K. Pal and G. P. Samanta, "Stability analysis of an eco-epidemiological model incorporating a prey refuge," *Nonlinear Analysis: Modelling and Control*, vol. 15, no. 4, pp. 473–491, 2010.
- [24] M. Haque and D. Greenhalgh, "When a predator avoids infected prey: a model-based theoretical study," *Mathematical Medicine and Biology*, vol. 27, no. 1, pp. 75–94, 2010.
- [25] M. Haque and E. Venturino, "An ecoepidemiological model with disease in predator: the ratio-dependent case," *Mathematical Methods in the Applied Sciences*, vol. 30, no. 14, pp. 1791–1809, 2007.
- [26] M. Haque, "A predator-prey model with disease in the predator species only," *Nonlinear Analysis: Real World Applications*, vol. 11, no. 4, pp. 2224–2236, 2010.
- [27] M. Haque, S. Sarwardi, S. Preston, and E. Venturino, "Effect of delay in a Lotka-Volterra type predator-prey model with a transmissible disease in the predator species," *Mathematical Biosciences*, vol. 234, no. 1, pp. 47–57, 2011.
- [28] A. B. Gumel and S. M. Moghadas, "A qualitative study of a vaccination model with non-linear incidence," *Applied Mathematics and Computation*, vol. 143, no. 2-3, pp. 409–419, 2003.