

CONSTRUCTION AND VALIDATION OF A RIGOROUS SURFACE HOPPING ALGORITHM FOR CONICAL CROSSINGS*

CAROLINE LASSER[†], TORBEN SWART[‡], AND STEFAN TEUFEL[§]

Abstract. This article presents and evaluates a surface hopping algorithm for time-dependent two-level Schrödinger systems with conically intersecting eigenvalues. The algorithm implements an asymptotic semigroup for approximating the solution's Wigner function, which was rigorously defined and derived from the Schrödinger equation by two of the authors in previous work. It is applied to two-dimensional isotropic systems, which include linear Jahn-Teller Hamiltonians and Gaussian initial data. It reproduces energy level populations and expectation values with an accuracy of two to three percent.

Key words. time-dependent Schrödinger system, eigenvalue crossing, trajectory surface hopping algorithm

AMS subject classifications. 65Z05, 81-04

1. Introduction

We numerically validate a surface hopping algorithm, which stems from an asymptotic semigroup proposed in [13] for the time-evolution of two-level Schrödinger systems

$$i\varepsilon\partial_t\psi(t) = \left(-\frac{\varepsilon^2}{2}\Delta_q + V(q)\right)\psi(t), \quad \psi(0) = \psi_0 \in L^2(\mathbb{R}^d, \mathbb{C}^2), \quad (1.1)$$

whose real-symmetric potential matrix

$$V(q) = \frac{1}{2}\operatorname{tr}V(q) + \begin{pmatrix} v_1(q) & v_2(q) \\ v_2(q) & -v_1(q) \end{pmatrix}$$

has conically intersecting eigenvalues

$$E^\pm(q) = \operatorname{tr}V(q) \pm \sqrt{v_1(q)^2 + v_2(q)^2}.$$

We say that the two eigenvalues $E^\pm(q)$ intersect at a point $q_* \in \mathbb{R}^d$ if $E^+(q_*) = E^-(q_*)$. Such an intersection is called conical if the vectors $\nabla_q v_1(q_*)$ and $\nabla_q v_2(q_*)$ are linearly independent. If all intersections are conical, the crossing set

$$\Gamma = \{q \in \mathbb{R}^d \mid E^+(q) = E^-(q)\}$$

is a submanifold of codimension two in \mathbb{R}^d , and the matrix $V(q)$ is not smoothly diagonalizable even if

$$V \in C^\infty(\mathbb{R}^d, \mathbb{R}_{\text{sym}}^{2 \times 2}),$$

see for example Chapter 2.5 in [11].

*Received: March 26, 2007; accepted: July 30, 2007. Communicated by Norbert Mauser.

[†]Fachbereich Mathematik und Informatik, Freie Universität Berlin, Arnimallee 6, 14195 Berlin, Germany (lasser@math.fu-berlin.de). Supported by DFG Research Center MATHEON.

[‡]Fachbereich Mathematik und Informatik, Freie Universität Berlin, Arnimallee 6, 14195 Berlin, Germany (swart@math.fu-berlin.de). Supported by DFG Priority Programme 1095.

[§]Mathematisches Institut, Universität Tübingen, Auf der Morgenstelle 10, 72076 Tübingen, Germany (stefan.teufel@uni-tuebingen.de).

In [13] we proposed an asymptotic description for the Wigner function of the solution to the Cauchy problem (1.1) combining semiclassical propagation and surface hopping. It has been shown rigorously in [13], that the description becomes asymptotically exact in the limit $\varepsilon \rightarrow 0$ for the special model system with linear isotropic potential

$$V_{\text{lin}}(q) = \begin{pmatrix} q_1 & q_2 \\ q_2 & -q_1 \end{pmatrix}.$$

The goal of the present paper is to translate the asymptotic description to an algorithm and to understand the range of its applicability using a number of carefully controlled numerical experiments.

The analysis of time-dependent Schrödinger systems of the form (1.1) exploits the smallness of the semiclassical parameter

$$0 < \varepsilon \ll 1.$$

For molecular systems, it is comparable to the square root of the ratio of electronic and average nucleonic mass. This ratio is typically around one over two thousand, which means $\varepsilon \approx 10^{-2}$. Hence, it is appropriate to view the ε -scaled Laplacian as a singular perturbation of the potential matrix $V(q)$.

In absence of the Laplacian, the solution of the unperturbed system

$$i\varepsilon \partial_t \tilde{\psi} = V(q) \tilde{\psi}, \quad \tilde{\psi}(0) = \tilde{\psi}_0 \in L^2(\mathbb{R}^d, \mathbb{C}^2)$$

leaves the eigenspaces of the potential matrix $V(q)$ invariant. That is, if $\Pi^\pm(q)$ denote the orthogonal eigenprojectors of $V(q)$, then

$$\Pi^\pm \tilde{\psi}_0 = 0 \quad \implies \quad \forall t \in \mathbb{R} : \Pi^\pm \tilde{\psi}(t) = 0.$$

While the ε -scaled Laplacian destroys the exact invariance of the eigenspaces, it is well known and at the basis of the time-dependent Born-Oppenheimer approximation, see for example [15], that the eigenspaces remain approximately invariant as long as the solution of (1.1) stays essentially supported away from the crossing set Γ . In short, away from the crossing manifold transitions between eigenspaces are of order ε , and this approximate decoupling is called adiabatic. However, once the solution reaches a certain ε -dependent neighborhood of the crossing manifold Γ , transitions between the eigenspaces are of order one. More precisely, for the Schrödinger system (1.1) there exist initial data $\psi_0^\varepsilon \in L^2(\mathbb{R}^d, \mathbb{C}^2)$ with

$$\Pi^\pm \psi_0^\varepsilon = 0 \quad \& \quad \exists t > 0 : \Pi^\pm \psi^\varepsilon(t) = \mathcal{O}(1), \quad \varepsilon \rightarrow 0.$$

Such transitions are called non-adiabatic. They are ubiquitous in the dynamics of polyatomic molecules involving excited electronic energy levels and explain ultrafast isomerization, radiationless decay as well as molecular collision processes, see [3] for an exposition of recent research results on conical crossings in the chemical physics literature.

In the mentioned molecular application, the Schrödinger system (1.1) is a partial differential equation on a high-dimensional configuration space. \mathbb{R}^d comprises the molecule's relevant nucleonic coordinates, and hence $d \gg 1$. Therefore, one aims at approximate descriptions of the dynamics, which allow an efficient algorithmical realization in high-dimensional situations. The approach followed in [13] avoids the direct

approximation of the Schrödinger solution $\psi(t)$, but works with its Wigner function $W^\varepsilon(\psi(t))$. The Wigner function

$$W^\varepsilon(\psi(t))(q,p) = (2\pi)^{-d} \int_{\mathbb{R}^d} e^{ix \cdot p} \psi(t, q - \frac{\varepsilon}{2}x) \otimes \overline{\psi}(t, q + \frac{\varepsilon}{2}x) dx$$

is a square-integrable function on phase space \mathbb{R}^{2d} with values in the space of Hermitian 2×2 matrices. At least heuristically, it is helpful to think of $\text{tr}(W^\varepsilon(\psi(t))(q,p))$ as a density on phase space, although, in general, it attains negative values. All the physically relevant information contained in $\psi(t)$ is also contained in $W^\varepsilon(\psi(t))$, since, up to a global phase factor, the mapping $\psi \mapsto W^\varepsilon(\psi)$ is one-to-one. Also the energy level populations can be computed easily from the Wigner function through

$$\|\Pi^\pm \psi(t)\|_{L^2}^2 = \int_{\mathbb{R}^{2d}} \text{tr}(W^\varepsilon(\psi(t))(q,p) \Pi^\pm(q)) dq dp. \tag{1.2}$$

We refer to Appendix A for a brief summary of further properties.

In [13], an asymptotic semigroup $(\mathcal{L}_\varepsilon^t)_{t \geq 0}$ is constructed, whose action on the initial Wigner function $W^\varepsilon(\psi_0)$ approximates the Wigner function $W^\varepsilon(\psi(t))$ of the solution of the Schrödinger system (1.1) with linear isotropic potential V_{lin} . Let us briefly sketch the analogous construction for general conical intersections. To obtain a good approximation to the V -diagonal components of the Wigner function

$$w_t^\pm(q,p) := \text{tr}(W^\varepsilon(\psi(t))(q,p) \Pi^\pm(q)),$$

one transports the initial densities $w_0^+(q,p)$ and $w_0^-(q,p)$ independently along the flows Φ_+^t and Φ_-^t respectively of the two Hamiltonian systems

$$\dot{q} = p, \quad \dot{p} = -\nabla_q E^\pm(q), \tag{1.3}$$

as long as the trajectories stay sufficiently far away from the crossing manifold $\Gamma \times \mathbb{R}^d \subset \mathbb{R}^{2d}$. Near $\Gamma \times \mathbb{R}^d$ an effective non-adiabatic transfer of weight between w_t^+ and w_t^- occurs. More precisely, whenever along a trajectory $(q(t), p(t))$ of the systems (1.3) the gap between the eigenvalues has a local minimum,

$$|E^+(q(t)) - E^-(q(t))| = \min!$$

a fraction T_* of one density is transferred to the other level. If the point in phase space, where the minimum is attained, is denoted by (q_*, p_*) , the associated non-adiabatic transition rate is of the form

$$T_* = \exp\left(-\frac{\pi}{\varepsilon} \frac{(v(q_*) \wedge Dv(q_*)p_*)^2}{|Dv(q_*)p_*|^3}\right) \tag{1.4}$$

with

$$v(q) = (v_1(q), v_2(q))^T \in \mathbb{R}^2, \quad Dv(q) = (\nabla_q v_1(q), \nabla_q v_2(q))^T \in \mathbb{R}^{2 \times d}.$$

A heuristic derivation of the transition probabilities (1.4) is given in Section 2, while a complete, precise definition of $(\mathcal{L}_\varepsilon^t)_{t \geq 0}$ is provided in Section 3.

For the case $V = V_{\text{lin}}$, Thm. 3.2 of [13] proves the following leading order convergence result. If the initial data $(\psi_0^\varepsilon)_{\varepsilon > 0}$ are a bounded sequence in $L^2(\mathbb{R}^d, \mathbb{C}^2)$ satisfying $\Pi^- \psi_0^\varepsilon = 0$, then

$$W^\varepsilon(\psi^\varepsilon(t)) - \mathcal{L}_\varepsilon^t W^\varepsilon(\psi_0^\varepsilon) \xrightarrow{*} 0, \quad \varepsilon \rightarrow 0,$$

when evaluated against V -diagonal observables supported away from the crossing. V -diagonal observables are matrix-valued test functions $a \in C_0^\infty(\mathbb{R}^{2d}, \mathbb{C}^{2 \times 2})$ which commute with the potential matrix: $[a(q, p), V(q)] = 0$. A more precise formulation of the above approximation reads as

$$\sup_{t \in [0, T]} \int_{\mathbb{R}^{2d}} \operatorname{tr} \left((W^\varepsilon(\psi^\varepsilon(t))(q, p) - \mathcal{L}_\varepsilon^t W^\varepsilon(\psi_0^\varepsilon)(q, p)) a(q, p) \right) dq dp \rightarrow 0, \quad \varepsilon \rightarrow 0,$$

for $T > 0$ and V -diagonal $a \in C^\infty(\mathbb{R}^{2d}, \mathbb{C}^{2 \times 2})$ with $\operatorname{supp}(a) \cap (\Gamma \times \mathbb{R}^d) = \emptyset$. In addition the sequence $(\psi_0^\varepsilon)_{\varepsilon > 0}$ must satisfy a certain tightness condition and must not concentrate in a $\sqrt{\varepsilon}$ -neighborhood of the crossing manifold. For example, away from the crossing, the projections $\Pi^\pm(q)$ are V -diagonal observables and thus by (1.2) the level populations are well approximated by the action of the semigroup. For general conical intersections, the same type of convergence result can be proven [5].

The approximation by the semigroup $(\mathcal{L}_\varepsilon^t)_{t \geq 0}$ has two inherent restrictions. First, only the dynamics of the V -diagonal components $w_t^\pm(q, p)$ of the Wigner function away from the crossing set are well approximated. The effective non-adiabatic transition rate (1.4) does not resolve the dynamics in a small $\sqrt{\varepsilon}$ -vicinity of the crossing, but gives an asymptotically correct outcome when the solution has passed by. Second, neglecting the off-diagonal parts of the Wigner function, there are possible interferences of order one, which are not captured by the asymptotic semigroup description. If $w_t^+(q, p)$ and $w_t^-(q, p)$ arrive at the same time at the same phase space point (q, p) close to the crossing, then a non-adiabatic transfer of weight without considering off-diagonal contributions might result in an incorrect approximation of the dynamics. For the system with linear isotropic potential $V = V_{\text{lin}}$, the initial assumption $\Pi^- \psi_0 = 0$ guarantees that such phase space interlevel interferences do not occur: when $\Pi^+ \psi(t)$ arrives near the crossing to perform the non-adiabatic transition, the part issued onto the lower level immediately moves away, since the lower eigenvalue $E^-(q) = -|q|$ is repulsive. For general conical crossings, conditions on the initial data ruling out phase space interferences are more complicated.

The semigroup $(\mathcal{L}_\varepsilon^t)_{t \geq 0}$ combines classical transport and non-adiabatic transitions. The algorithmical realization, which will be proposed in Section 4, is a surface hopping algorithm. The first algorithm of this type was suggested by Tully and Preston in 1971 for the reaction of a hydrogen ion with a deuterium molecule [19]. The number of chemical publications on these algorithms is by now unmanageable, and we refer to part IV of the review [16] as a pointer to the chemical literature.

The numerical experiments to be presented in Section 5 explore the performance of our algorithm in the isotropic setting, where the convergence result of [13] holds. To this end we compare energy level populations and expectation values obtained by numerically converged solutions of the original equation (1.1) to those derived from numerical expressions for $\mathcal{L}_\varepsilon^t W^\varepsilon$, while varying a number of parameters. More explicitly, the Schrödinger system has an isotropic potential with linear trace-free part

$$V(q) = \beta|q|^2 + \gamma V_{\text{lin}}(q), \quad q \in \mathbb{R}^2.$$

Linear $E \otimes e$ Jahn-Teller Hamiltonians, which model the displacement of triatomic molecules from the equilateral triangle configuration, have potentials of exactly this form, see Section 5.7. The initial data are associated with the plus eigenspace. They are products of a scalar Gaussian function,

$$\psi_0^+(q) = (\pi\varepsilon)^{-1/2} \exp\left(-\frac{1}{2\varepsilon}|q - q_0^\varepsilon|^2 + \frac{i}{\varepsilon} p_0 \cdot (q - q_0^\varepsilon)\right),$$

whose support has negligible overlap with the crossing region, and a real-valued eigenfunction of $V(q)$ associated with the eigenvalue $E^+(q)$. Such initial conditions are typical for molecular systems, when the initial data result from the vertical laser excitation of an electronic Gaussian ground state function up to an excited electronic level, see for example [14]. The time interval under consideration is chosen small enough, such that the solution passes the crossing only once. The core set of parameters of the experiments fixes the semiclassical parameter ε , the position and momentum center $(q_0^\varepsilon, p_0) \in \mathbb{R}^4$ of the initial Gaussian, the quadratic confinement β and the width of the eigenvalue cones γ as

$$\varepsilon = 10^{-2}, \quad q_0^\varepsilon = (5\sqrt{\varepsilon}, \frac{1}{2}\sqrt{\varepsilon}), \quad p_0 = (-1, 0), \quad \beta = 0, \quad \gamma = 1.$$

The five sets of experiments vary these five parameters separately, while leaving the other ones fixed. Note that the ε -dependence of the average position q_0^ε of the initial Gaussian ψ_0^+ is complemented by its width being ε -dependent as well. The ε -dependent width appears naturally for a laser-excited molecular ground state. Moreover, this combination of ε -dependent position and width brings forward non-adiabatic transitions of leading order. For all parameter variations, the solution keeps an average momentum of order one. Hence, the adiabatic decoupling is only violated by the conical crossing and not by the occurrence of large momenta.

The solutions for the Schrödinger Equation (1.1) are computed by a Strang splitting scheme with Fourier differencing, which is a standard grid-based discretization scheme. Then, we compare expectation values and populations obtained from $\mathcal{L}_\varepsilon^t W^\varepsilon$ and the direct solution. Since both solvers are numerically converged, we only observe the methodical error of the surface hopping algorithm.

In a nutshell, the outcomes of our experiments are the following: For the computations with $\varepsilon = 10^{-2}$, the absolute error for the level populations is around 0.02, and the relative error for the expectation values is around one to three percent. When varying the semiclassical parameter ε , the error behaves like $\sqrt{\varepsilon}$ for all quantities. A decrease of the initial momentum leads to bigger errors, but even with zero initial momentum and $\varepsilon = 10^{-2}$ the error in the level population is only 0.025. Other trends are the increase in error when starting closer to the crossing manifold and the decrease in error when increasing the quadratic confinement β or decreasing the cone width γ . In all experiments the surface hopping algorithm underestimates the amount of non-adiabatic transfer of weight. The detailed outcomes are discussed in Section 5.

In view of real-life molecular simulations, we add two remarks: First, the model parameters for the potential matrix usually stem from difficult electronic structure calculations and typically cannot be determined with high accuracy. Therefore, a methodical resolution of two to three percent seems appropriate in this context. Second, when aiming at an accuracy of two percent for our two-dimensional experiments, the computational effort of both algorithms is comparable. (On a 3 GHz Pentium 4 computer, our *Matlab 7.0* implementations take roughly one minute computing time.) However, conventional grid-based discretizations cannot be set up in high-dimensional situations, while surface hopping algorithms with their combination of classical transport and non-adiabatic transitions are practicable also for systems with many degrees of freedom. Moreover, the numerical computation of uncoupled classical trajectories can easily be done in parallel. Aiming at the validation against a practicable consistent discretization scheme, however, this article can only present two-dimensional numerical experiments.

The article is organized as follows. In the next sections, we give a heuristic argument for asymptotically correct non-adiabatic transition rates (§2), define the

semigroup for general conical intersections (§3), and formulate a corresponding surface hopping algorithm (§4). Then, we present and discuss the numerical experiments (§5). The Appendix summarizes basic properties of Wigner functions, Weyl quantization, and of the discretizations used.

2. Non-adiabatic transitions: a heuristic picture

The following heuristic derivation of the correct non-adiabatic transition rate $T_*(q_*, p_*)$ slightly generalizes a similar argument given in [13]. The basic idea is to insert the trajectories $(q(t), p(t))$ of the Hamiltonian systems (1.3) into the trace-free part of the potential matrix and obtain an ordinary differential system

$$i\epsilon \frac{d}{dt} \varphi(t) = \begin{pmatrix} v_1(q(t)) & v_2(q(t)) \\ v_2(q(t)) & -v_1(q(t)) \end{pmatrix} \varphi(t). \tag{2.1}$$

The crucial points (q_*, p_*) in phase space are those at which the gap between the eigenvalues

$$g(q(t)) = |E^+(q(t)) - E^-(q(t))| = 2|v(q(t))|$$

attains a local minimum along the classical trajectory $(q(t), p(t))$. A necessary condition for a trajectory attaining its minimal gap is thus given by

$$\frac{d}{dt} |v(q(t))|^2 = 0,$$

or equivalently by $v(q(t)) \cdot Dv(q(t))p(t) = 0$. Hence, a submanifold of phase space containing these points of minimal gap is

$$S = \{(q, p) \in \mathbb{R}^{2d} \mid v(q) \cdot Dv(q)p = 0\}.$$

Though we will refer to S as the submanifold of minimal gap, it consists of those phase space points along which trajectories attain their extremal gap. Whether some point $(q, p) \in S$ corresponds to a minimal gap may be checked by differentiating the function $t \mapsto |v(q(t))|^2$ twice. This gives an additional explicit phase space condition, depending on the underlying flow Φ_{\pm}^t . For the trace-free linear isotropic problem in two dimensions, that is for $V = V_{\text{lin}}$, this condition reads as $|p|^2 \mp |q| > 0$.

Let a trajectory hit the submanifold S at a point $(q_*, p_*) \in S$ at some time $t_* \geq 0$. For notational simplicity, we set $t_* = 0$. Taylor expanding,

$$v_j(q(t)) = v_j(q_*) + t \nabla_q v_j(q_*) \cdot p_* + \mathcal{O}(t^2), \quad j = 1, 2,$$

and plugging the linear part into (2.1), one obtains

$$i\epsilon \frac{d}{dt} \varphi(t) = \begin{pmatrix} v_1(q_*) + t \nabla_q v_1(q_*) \cdot p_* & v_2(q_*) + t \nabla_q v_2(q_*) \cdot p_* \\ v_2(q_*) + t \nabla_q v_2(q_*) \cdot p_* & -v_1(q_*) - t \nabla_q v_1(q_*) \cdot p_* \end{pmatrix} \varphi(t). \tag{2.2}$$

After conjugation with the orthogonal matrix

$$\begin{pmatrix} \cos \vartheta_* & -\sin \vartheta_* \\ \sin \vartheta_* & \cos \vartheta_* \end{pmatrix}, \quad \vartheta_* = \frac{1}{2} \arccos \left(\frac{\nabla_q v_1(q_*) \cdot p_*}{|Dv(q_*)p_*|} \right),$$

the system (2.2) turns into

$$i \frac{\epsilon}{|Dv(q_*)p_*|} \frac{d}{dt} \varphi(t) = \begin{pmatrix} t & \frac{v(q_*) \wedge Dv(q_*)p_*}{|Dv(q_*)p_*|^2} \\ \frac{v(q_*) \wedge Dv(q_*)p_*}{|Dv(q_*)p_*|^2} & -t \end{pmatrix} \varphi(t) \tag{2.3}$$

with $v \wedge w = v^\perp \cdot w = v_2 w_1 - v_1 w_2$ for vectors $v, w \in \mathbb{R}^2$. We note, that the calculations transforming (2.2) to (2.3) rely on the identities

$$\begin{aligned} \cos^2 \vartheta_* - \sin^2 \vartheta_* &= \nabla_q v_1(q_*) \cdot p_* / |Dv(q_*)p_*|, \\ 2 \cos \vartheta_* \sin \vartheta_* &= \nabla_q v_2(q_*) \cdot p_* / |Dv(q_*)p_*|. \end{aligned}$$

Setting

$$\tilde{\varepsilon} = \varepsilon / |Dv(q_*)p_*|, \quad \delta = v(q_*) \wedge Dv(q_*)p_* / |Dv(q_*)p_*|^2,$$

system (2.3) is clearly seen as a well known linear Landau-Zener problem,

$$i\tilde{\varepsilon} \frac{d}{dt} \varphi(t) = \begin{pmatrix} t & \delta \\ \delta & -t \end{pmatrix} \varphi(t).$$

For such a Landau-Zener problem, the non-adiabatic transitions between the eigenspaces of the eigenvalues $\pm\sqrt{t^2 + \delta^2}$ occur in a neighborhood of the minimal gap, that is at $t=0$. Let $\chi^\pm(t)$ denote normalized eigenvectors of the Landau-Zener matrix and decompose the solution $\varphi(t)$ as $\varphi(t) = \varphi^+(t)\chi^+(t) + \varphi^-(t)\chi^-(t)$. If for large negative times $|\varphi^\pm(-\infty)| = 1$ and $|\varphi^\mp(-\infty)| = 0$ hold, then

$$\begin{pmatrix} |\varphi^+(-\infty)|^2 \\ |\varphi^-(-\infty)|^2 \end{pmatrix} = \begin{pmatrix} 1 - T_{\text{LZ}} & T_{\text{LZ}} \\ T_{\text{LZ}} & 1 - T_{\text{LZ}} \end{pmatrix} \begin{pmatrix} |\varphi^+(-\infty)|^2 \\ |\varphi^-(-\infty)|^2 \end{pmatrix}$$

with

$$T_{\text{LZ}} \sim \exp\left(-\frac{\pi}{\tilde{\varepsilon}} \delta^2\right) \quad (\tilde{\varepsilon} \rightarrow 0).$$

Retranslating this as a non-adiabatic transition rate for conical intersections, one obtains

$$T_* = \exp\left(-\frac{\pi}{\varepsilon} \frac{(v(q_*) \wedge Dv(q_*)p_*)^2}{|Dv(q_*)p_*|^3}\right).$$

We note that the heuristically derived transition rates T_* coincide with those resulting from a rigorous microlocal normal form construction, see [5].

3. An asymptotic semigroup

Given the transition rates T_* , one combines them with the classical flows Φ_\pm^t and the associated trajectories $(q^\pm(t), p^\pm(t))$ form an asymptotic description of propagation through conical crossings.

For this, one attaches to phase space points $(q, p) \in \mathbb{R}^{2d}$ a label -1 or $+1$, indicating reference to the eigenspace of the eigenvalue E^- or E^+ . We denote

$$\mathbb{R}_\pm^{2d} := \mathbb{R}^{2d} \times \{-1, +1\},$$

and define for labelled phase space points $(q, p, j) \in \mathbb{R}_\pm^{2d}$ random trajectories

$$\mathcal{J}_\varepsilon^{(q,p,j)} : [0, +\infty[\rightarrow \mathbb{R}_\pm^{2d}, \quad t \mapsto \mathcal{J}_\varepsilon^{(q,p,j)}(t),$$

such that $\mathcal{J}_\varepsilon^{(q,p,j)}(t) = (\Phi_j^t(q, p), j)$ as long as $v(q^j(t)) \cdot Dv(q^j(t))p^j(t) \neq 0$. A jump from j to $-j$ occurs with probability $T_* = T_*(q_*, p_*)$, whenever $\Phi_j^t(q, p)$ hits the manifold of minimal gap S at time $t = t_*$ in the point $(q_*, p_*) \in S$.

The random trajectories $\mathcal{J}_\varepsilon^{(q,p,j)}$ define a Markov process. The transition function

$$\mathbb{P}_\varepsilon^{(q,p,j)} : (t, \Omega) \mapsto \mathbb{P}_\varepsilon^{(q,p,j)}(t, \Omega)$$

of the Markov process gives the probability of being at time $t \in [0, +\infty[$ in the measurable set $\Omega \subset \mathbb{R}_\pm^{2d}$ having started in the state (q, p, j) . The associated backwards semigroup $(\mathcal{L}_\varepsilon^t)_{t \geq 0}$ is defined by its action on bounded measurable functions $a : \mathbb{R}_\pm^{2d} \rightarrow \mathbb{C}$,

$$(\mathcal{L}_\varepsilon^t a)(q, p, j) = \int_{\mathbb{R}_\pm^{2d}} a(x, \xi, k) \mathbb{P}_\varepsilon^{(q,p,j)}(t, d(x, \xi, k)).$$

A key property of our semigroup is its independence on the choice of a diabatic basis. More precisely, the main constituents of the construction, namely, the Hamiltonian systems (1.3), the manifold of minimal gap S , and the non-adiabatic transition rates T_* , remain unchanged if the potential matrix $V(q)$ is replaced by

$$V(q) \longrightarrow U(q)V(q)U(q)^*$$

for any unitary matrix $U(q) \in \mathbb{C}^{2 \times 2}$ with smooth q -dependence. Hence, the semigroup $(\mathcal{L}_\varepsilon^t)_{t \geq 0}$ is invariant under unitary changes of the potential. Such an invariance property is important for molecular applications, when the potential is not uniquely determined by the electronic structure calculation but dependent on the choice of a diabatic basis, see [12].

4. A surface hopping algorithm

In this section we describe a surface hopping algorithm for numerically implementing the semigroup $(\mathcal{L}_\varepsilon^t)_{t > 0}$. Recall that our goal is an accurate computation of the V -diagonal elements of $\mathcal{L}_\varepsilon^t W^\varepsilon$ to numerically quantify the systematic error of $(\mathcal{L}_\varepsilon^t)_{t > 0}$, and not the design of an optimized algorithm. The principal algorithmic steps are the following, whereas the details of our implementation are given in Section 5.

1. *Initial sampling.* Let

$$w_0^\pm(q, p) = \text{tr} (W^\varepsilon(\psi_0)(q, p) \Pi^\pm(q))$$

denote the V -diagonal components of the initial Wigner matrix. By an appropriate sampling of w_0^\pm one chooses a set of sampling points

$$\{(q_k, p_k, j_k) \in \mathbb{R}^{2d} \times \{-, +\} \mid k = 1, \dots, N\}$$

with associated weights $w_k \in \mathbb{R}$ given by the values of the corresponding diagonal Wigner components

$$w_k = w_0^{j_k}(q_k, p_k).$$

2. *Hopping transport.* Away from the manifold S , each particle (q_k, p_k, j_k) is transported by the associated classical flow $\Phi_{j_k}^t$ of the Hamiltonian system (1.3), i.e.

$$(q_k(t), p_k(t)) = \Phi_{j_k}^t(q_k, p_k) \quad \text{and} \quad j_k(t) = j_k, \quad w_k(t) = w_k.$$

However, when $(q_k(t), p_k(t))$ passes S , say at some time $t = t_* > 0$, a branching occurs, i.e. the weight w_k is reduced and a new particle with index $l > N$ is created. More precisely, the hopping probability is

$$T_k(t_*) = T_*(q_k(t_*), p_k(t_*)).$$

Hence the weight w_k changes as

$$w_k(t_*) \rightarrow (1 - T_k(t_*)) w_k(t_*)$$

and the new particle l is created with

$$(q_l(t_*), p_l(t_*)) = (q_k(t_*), p_k(t_*)) \quad \text{and} \quad j_l(t_*) = -j_k(t_*), \quad w_l(t_*) = T_k(t_*) w_k(t_*).$$

Note that all particles are transported independently and therefore this part of the algorithm can easily be performed in parallel.

3. *Final reconstruction.* At some final time $t_f > 0$ one obtains $M \geq N$ points

$$\{(q_k, p_k, j_k) \in \mathbb{R}^{2d} \times \{-, +\} \mid k = 1, \dots, M\}$$

with associated weights w_k , which approximate the diagonal Wigner components

$$w_k \approx w_{t_f}^{j_k}(q_k, p_k).$$

According to (1.2) these are for an approximation to the level populations,

$$P^\pm := \|\Pi^\pm \psi(t_f)\|_{L^2}^2 = \int_{\mathbb{R}^{2d}} w_{t_f}^\pm(q, p) dq dp \approx \sum_{k=1}^M w_k \delta_{j_k, \pm} \omega_k =: P_{\text{hop}}^\pm,$$

where $\delta_{j_k, \pm}$ is the Kronecker delta and ω_k an appropriate quadrature weight. Our numerical realization (see Section 5) has a grid-based initial sampling and uses the grid's volume element as quadrature weight for the final reconstruction. However, especially in high dimensional situations one might choose alternative quadrature approaches.

More generally than level populations, one can compute approximations to expectation values of semiclassical observables of the projected final wave functions

$$\psi^\pm(t_f, q) = \Pi^\pm(q) \psi(t_f, q).$$

That is, if $a(q, -i\varepsilon \nabla_q)$ denotes the Weyl quantized operator associated with the phase space function $a = a(q, p) \in C^\infty(\mathbb{R}^{2d}, \mathbb{C})$, see Appendix A for details, then

$$(P^\pm)^{-1} \langle \psi^\pm(t_f), a(q, -i\varepsilon \nabla_q) \psi^\pm(t_f) \rangle_{L^2(\mathbb{R}^d, \mathbb{C}^2)} \approx (P_{\text{hop}}^\pm)^{-1} \sum_{k=1}^M a(q_k, p_k) w_k \delta_{j_k, \pm} \omega_k.$$

For example, the average position on the lower band at time t_f is

$$(P^-)^{-1} \langle \psi^-(t_f), q \psi^-(t_f) \rangle_{L^2(\mathbb{R}^d, \mathbb{C}^2)} \approx (P_{\text{hop}}^-)^{-1} \sum_{k=1}^M q_k w_k \delta_{j_k, -} \omega_k,$$

or the average momentum on the upper band is

$$(P^+)^{-1} \langle \psi^+(t_f), -i\varepsilon \nabla_q \psi^+(t_f) \rangle_{L^2(\mathbb{R}^d, \mathbb{C}^2)} \approx (P_{\text{hop}}^+)^{-1} \sum_{k=1}^M p_k w_k \delta_{j_k, +} \omega_k.$$

5. Numerical experiments

In this section, we first present the general setup of our numerical experiments and the precise implementation of the algorithm proposed in Section 4. Then, we give the results of the experiments, which vary several problem parameters independently of each other. In particular, we discuss how the methodological error of the surface hopping algorithm depends on the choice of parameters and use the asymptotic semigroup for a qualitative explanation of the observed tendencies of non-adiabatic transfer.

5.1. The setup. Our experiments cover a family of two-dimensional isotropic model problems,

$$i\varepsilon\partial_t\psi = \left(-\frac{\varepsilon^2}{2}\Delta_q + V(q)\right)\psi, \quad \psi(0) = \psi_0 \in L^2(\mathbb{R}^2, \mathbb{C}^2), \tag{5.1}$$

with quadratic confinement and linear trace-free part

$$V(q) = \beta|q|^2 + \gamma \begin{pmatrix} q_1 & q_2 \\ q_2 & -q_1 \end{pmatrix}, \quad \beta, \gamma > 0,$$

and initial data associated with the upper level,

$$\psi_0(q) = \psi_0^+(q)\chi^+(q),$$

where

$$\chi^+(q) = (\cos(\vartheta(q)/2), \sin(\vartheta(q)/2))^T$$

denotes a normalized real-valued eigenvector of the potential matrix $V(q)$ associated with the eigenvalue $\beta|q|^2 + \gamma|q|$. Here, $\vartheta(q) \in (-\pi, \pi)$ is the polar angle of $q \in \mathbb{R}^2$. Therefore, $\chi^+(q)$ is discontinuous over the left half axis $\{q \in \mathbb{R}^2 \mid q_1 \leq 0, q_2 = 0\}$. The upper level function is an ε -scaled Gaussian

$$\psi_0^+(q) = (\pi\varepsilon)^{-1/2} \exp\left(-\frac{1}{2\varepsilon}|q - q_0^\varepsilon|^2 + \frac{i}{\varepsilon}p_0 \cdot (q - q_0^\varepsilon)\right)$$

centered in $(q_0^\varepsilon, p_0) \in \mathbb{R}^2 \times \mathbb{R}^2$ with $\|\psi_0^+\|_{L^2} = 1$. The center in position space $q_0^\varepsilon \in \mathbb{R}^2$ is chosen, such that the overlap of the Gaussian’s support with the crossing at $q=0$ and also with the discontinuities of $\chi^+(q)$ is negligible. Gaussian initial data have an explicitly computable Wigner transform,

$$W^\varepsilon(\psi_0^+)(q, p) = (\pi\varepsilon)^{-2} \exp\left(-\frac{1}{\varepsilon}|q - q_0^\varepsilon|^2 - \frac{1}{\varepsilon}|p - p_0|^2\right).$$

All our numerical experiments are variations of the basic parameter values

$$\begin{aligned} \beta = 0, \quad \gamma = 1, \quad \varepsilon = 10^{-2}, \quad [t_i, t_f] = [0, 10\sqrt{\varepsilon}], \\ q_0^\varepsilon = (5\sqrt{\varepsilon}, \frac{1}{2}\sqrt{\varepsilon}), \quad p_0 = (-1, 0). \end{aligned} \tag{5.2}$$

Plots of the dynamics of this prototypical system are given in Figure 5.1, which shows the position density of the projected wave function $|\Pi^\pm(q)\psi(t, q)|^2$ at different points of time. Initially, the solution stays in the upper level.

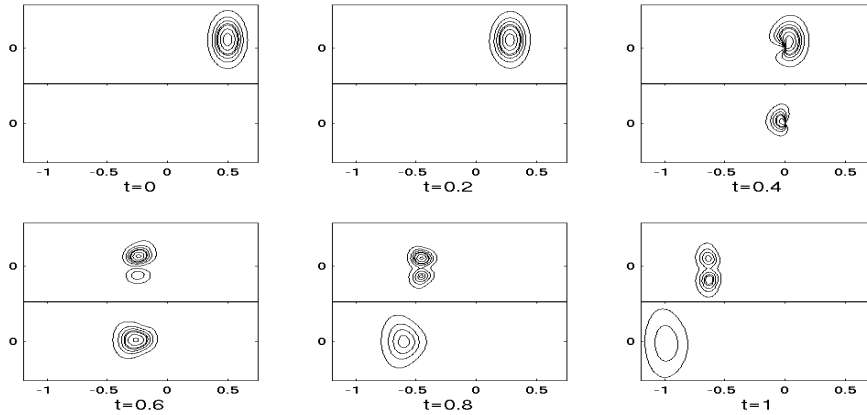


FIG. 5.1. The propagation of the Schrödinger system (5.1) with parameters and initial values as given in (5.2) at different points of time $t=0,0.2,0.4,0.6,0.8,1$. Each of the six plots shows the position density of the projected wave function $|\Pi^+(q)\psi(t,q)|^2$ in the upper half and $|\Pi^-(q)\psi(t,q)|^2$ in the lower half. Around time $t=0.4$, the wave function comes close enough to the crossing at $(q_1,q_2)=(0,0)$ to perform the non-adiabatic transition to the lower level.

ε	P_{Schr}^-	P_{hop}^-	$-p_{0,1}$	P_{Schr}^-	P_{hop}^-	$q_{0,1}^\varepsilon$	P_{Schr}^-	P_{hop}^-
10^{-4}	0.432	0.431	0	0.752	0.729	0.4	0.557	0.537
10^{-3}	0.479	0.471	0.5	0.645	0.621	0.5	0.578	0.559
10^{-2}	0.578	0.559	1	0.578	0.559	0.6	0.595	0.578
10^{-1}	0.640	0.606	2	0.595	0.586	0.7	0.607	0.592
			3	0.643	0.638	0.8	0.617	0.602

β	P_{Schr}^-	P_{hop}^-	γ	P_{Schr}^-	P_{hop}^-
0	0.578	0.559	$\frac{1}{3}$	0.673	0.659
1	0.644	0.629	0.5	0.629	0.613
2	0.695	0.684	1	0.578	0.559
3	0.736	0.727	2	0.561	0.542
4	0.770	0.762	3	0.566	0.547
5	0.796	0.791			

TABLE 5.1. The energy level populations P_{Schr}^- and P_{hop}^- of the lower level at time $t=t_f$ obtained by directly solving Schrödinger’s Equation (5.1) and by the surface hopping algorithm. The experiments vary the semiclassical parameter ε , the initial momentum p_0 and initial position q_0^ε as well as the quadratic confinement β and the cone width γ . The numbers illustrate non-adiabatic transitions to leading order in ε . The surface hopping algorithm underestimates the non-adiabatic transfer with an error ranging between 0.001 and 0.034.

However, when it approaches the crossing point $q=0$ around time $t=0.4$, there are non-adiabatic transitions to the lower level, which are of leading order in the semiclassical parameter ε (see also Table 5.1). Then, the remaining part of the wave function on the upper level approximately evolves with respect to the confining potential $E^+(q)=+|q|$, while on the lower level the repulsive potential $E^-(q)=-|q|$ quickly carries the wave function away from the crossing.

In most of our numerical experiments, the semiclassical parameter is chosen as $\varepsilon=10^{-2}$, which corresponds to the situation expected for a molecular system in the real world. The time interval $[0,t_f]$ of our experiments has been chosen small enough, such that the solution stays localized in a fixed domain of position space and encounters

the crossing set just once.

5.2. Implementation. The numerical experiments have been implemented along the following four steps.

0. *Schrödinger solution.* The initial value problem (5.1) is solved by a numerically converged Strang splitting scheme with Fourier differencing on a uniform $N_1 \times N_2$ grid with $N_1, N_2 \in \mathbb{N}$, see appendices B and C. For time $t = t_f$, level populations or intralevel expectation values for position, momentum, and energy are computed. In the following, we denote them by

$$P_{\text{Schr}}^\pm, \quad E_{\text{p,Schr}}^\pm, \quad E_{\text{m,Schr}}^\pm, \quad E_{\text{E,Schr}}^\pm,$$

respectively. As in the splitting scheme, the action of the differential operators $-i\varepsilon\partial_j$ and $-\varepsilon^2\Delta_q$ is realized by Fourier multiplication.

1. *Initial sampling.* The Gaussian $\psi_0^+(q)$ and its ε -scaled Fourier transform

$$(\mathcal{F}^\varepsilon \psi_0^+)(p) = (\pi\varepsilon)^{-1/2} \exp\left(-\frac{1}{2\varepsilon}|p-p_0|^2 - \frac{i}{\varepsilon}q_0^\varepsilon \cdot p\right)$$

are discretized on the domains

$$\begin{aligned} & [q_{0,1}^\varepsilon - 5\sqrt{\varepsilon}, q_{0,1}^\varepsilon + 5\sqrt{\varepsilon}] \times [q_{0,2}^\varepsilon - 5\sqrt{\varepsilon}, q_{0,2}^\varepsilon + 5\sqrt{\varepsilon}], \\ & [p_{0,1} - 5\sqrt{\varepsilon}, p_{0,1} + 5\sqrt{\varepsilon}] \times [p_{0,2} - 5\sqrt{\varepsilon}, p_{0,2} + 5\sqrt{\varepsilon}] \end{aligned}$$

by uniform $m \times m$ grids. The number of grid points per direction of position and momentum space are called m_p and m_m , respectively. The default choice is

$$m_p = m_m = 16.$$

The grid points q_k , $k = 1, \dots, m_p^2$, and p_k , $k = 1, \dots, m_m^2$ are ordered according to the size of the densities $|\psi_0^+(q)|^2$ and $|\mathcal{F}^\varepsilon \psi_0^+(p)|^2$, respectively. Let ω_p and ω_m denote the volume elements of the grids in position and momentum space. Let

$$0 < \text{tol}_p, \text{tol}_m, \text{tol} \ll 1$$

be prescribed sampling tolerances. One determines the minimal number $N_p, N_m \in \mathbb{N}$ of points q_1, \dots, q_{N_p} and p_1, \dots, p_{N_m} such that

$$\sum_{k=1}^{N_p} |\psi_0^+(q_k)|^2 \omega_p \geq 1 - \text{tol}_p, \quad \sum_{k=1}^{N_m} |(\mathcal{F}^\varepsilon \psi_0^+)(p_k)|^2 \omega_m \geq 1 - \text{tol}_m.$$

The resulting $N_p \cdot N_m$ phase space points (q, p) are ordered according to the size of the Wigner function $W^\varepsilon(\psi_0^+)(q, p)$ as (q_k, p_k) with $k = 1, \dots, N_p \cdot N_m$, and the minimal number $N \in \mathbb{N}$ is determined such that

$$\sum_{k=1}^N W^\varepsilon(\psi_0^+)(q_k, p_k) \omega_p \omega_m \geq 1 - \text{tol}$$

holds. Ensuring that the Wigner function has more than mass $(1 - \text{tol})$ on the points suggested by the presampling in position and momentum space, we always choose

$$\text{tol}_p = \text{tol}_m = \text{tol} \cdot 10^{-3}.$$

Finally, one attaches to each initial sampling point in

$$\{(q_k, p_k, +) \in \mathbb{R}^{2d} \times \{-, +\} \mid k = 1, \dots, N\}$$

the value $w_k = W^\varepsilon(\psi_0^+)(q_k, p_k)$. We note that the Wigner function of the upper level function ψ_0^+ is an ε -approximation to the V -diagonal component w_0^+ of the Wigner matrix $W^\varepsilon(\psi_0)$, see Appendix A. Since the methodical error of the hopping algorithm is larger than order ε , this approximation is negligible.

2. *Hopping transport.* The initial points $(q_k, p_k, +)$, $k = 1, \dots, N$, are transported by the Hamiltonian flow Φ_+^t , which is discretized by the explicit Runge-Kutta DOPRI45 method of Dormand and Prince [2]. For checking whether a trajectory has passed the manifold of minimal gap S , the event function

$$t \mapsto v(q(t)) \cdot Dv(q(t))p(t) = \gamma^2(q(t) \cdot p(t))$$

is evaluated after each timestep, and possible zeros are detected by the Regula-Falsi method. This root search relies on the interpolation routine of DOPRI45 and does not require additional evaluations of the Hamiltonian system's right hand side, see Appendix B for details. At the points of extremal gap, the additional condition $|p|^2 - \gamma|q| \geq 0$ is checked for identifying the minima. Whenever a trajectory encounters a point $(q_*, p_*) \in S$ of minimal gap at time t_* , the associated weight changes from w_k to $(1 - T_*)w_k$ with

$$T_* = \exp\left(-\frac{\pi}{\varepsilon} \frac{(v(q_*) \wedge Dv(q_*)p_*)^2}{|Dv(q_*)p_*|^3}\right) = \exp\left(-\frac{\pi}{\varepsilon} \frac{\gamma|q_*|^2}{|p_*|}\right). \tag{5.3}$$

Moreover, a new trajectory for the lower level flow Φ_-^t with $\Phi_-^{t_*}(q_*, p_*) = (q_*, p_*)$ and associated weight T_*w_k is opened up. The time interval $[0, t_f]$ under consideration is small enough, such that each upper level trajectory initiates such a non-adiabatic transfer of weight at most once.

3. *Final reconstruction.* At time $t = t_f$, one has a set of points

$$\{(q_k, p_k, j_k) \in \mathbb{R}^{2d} \times \{-, +\} \mid k = 1, \dots, M\},$$

with associated weights $w_k \in \mathbb{R}$, which are approximations to the V -diagonal components $w_{t_f}^\pm(q, p)$ of the true final Wigner matrix evaluated in $(q, p) = (q_k, p_k)$. By Liouville's theorem, the Hamiltonian flows Φ_\pm^t preserve phase space volume. By construction, the non-adiabatic transfer of weight at the manifold of minimal gap S is volume preserving, too. Hence, the approximate dynamics conserve the initial volume element of phase space $\omega_p \omega_m$. One computes approximations to the final energy level populations or the intralevel expectation values of position, momentum, and energy by the following Riemann sums:

$$P_{\text{hop}}^\pm = \sum_{k=1}^M w_k \delta_{j_k, \pm} \omega_p \omega_m$$

or

$$E_{\text{p,hop}}^\pm = (P_{\text{hop}}^\pm)^{-1} \sum_{k=1}^M q_k w_k \delta_{j_k, \pm} \omega_p \omega_m, \quad E_{\text{m,hop}}^\pm = (P_{\text{hop}}^\pm)^{-1} \sum_{k=1}^M p_k w_k \delta_{j_k, \pm} \omega_p \omega_m,$$

and

$$E_{\text{E,hop}}^\pm = (P_{\text{hop}}^\pm)^{-1} \sum_{k=1}^M \left(\frac{1}{2}|p_k|^2 \pm \gamma|q_k|\right) w_k \delta_{j_k, \pm} \omega_p \omega_m.$$

5.3. Initial sampling. Using the basic parameter set (5.2) as a starting point, we examine the dependence of the numerical error of the hopping algorithm on the sampling tolerance and the grid size. Let P_{Schr}^\pm and P_{hop}^\pm denote the level populations computed by the numerically converged Strang splitting scheme and by the surface hopping algorithm, respectively.

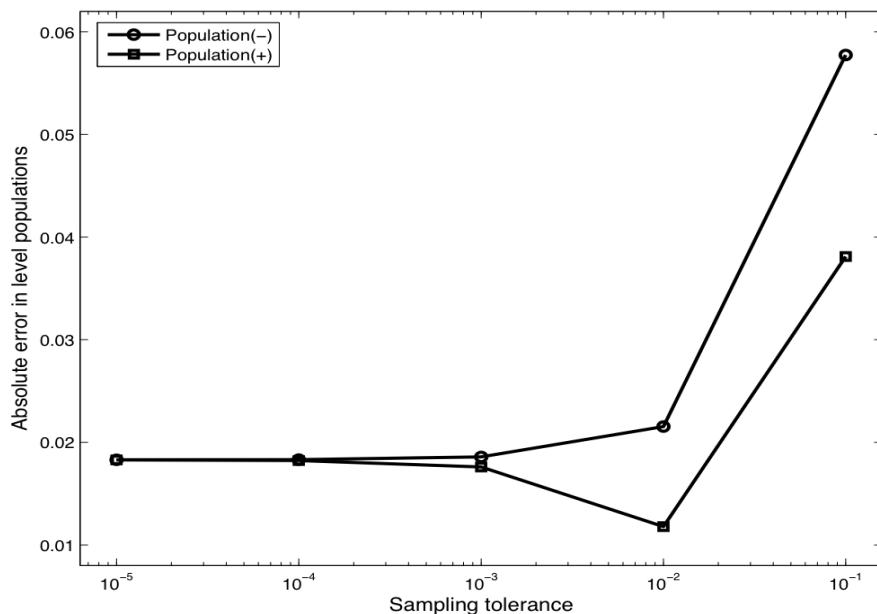


FIG. 5.2. A semilogarithmic plot of the absolute errors of energy level populations with respect to the sampling tolerance $\text{tol} = 10^{-k}$, $k = 5, 4, 3, 2, 1$. The line with circles corresponds to the lower level, the line with squares to the upper level. The sampling grids are of size $(m_p, m_m) = (16, 16)$. The plot shows, that the error is bounded by $\frac{2}{3}\sqrt{\varepsilon} \approx 0.067$ and stabilizes for tolerances smaller than $\text{tol} = 10^{-3} = \varepsilon/10$.

The semilogarithmic plot in Figure 5.2 shows the absolute error of level populations $|P_{\text{Schr}}^\pm - P_{\text{hop}}^\pm|$ for the phase space sampling tolerance varying as

$$\text{tol} = 10^{-k}, \quad k = 5, 4, 3, 2, 1,$$

while the sampling grids are of size $(m_p, m_m) = (16, 16)$. One observes a stabilization of the error between $\text{tol} = 10^{-3}$ and $\text{tol} = 10^{-5}$ at a level of $0.02 = \sqrt{\varepsilon}/5$, which is the methodical error of the surface hopping algorithm. Table 5.3 gives the corresponding

tol	10^{-5}	10^{-4}	10^{-3}	10^{-2}	10^{-1}
# particles	5077	3531	2188	1159	410

TABLE 5.2. The initial number of particles when sampling with grid size $(m_p, m_m) = (16, 16)$ for varying tolerance $\text{tol} > 0$. The sampling with $\text{tol} = 10^{-3}$ and 2188 particles results in an absolute error of level populations of size 0.02.

number of initial particles for the different sampling tolerances at fixed grid size

$(m_p, m_m) = (16, 16)$. For reaching the methodical error, roughly two thousand initial particles are needed. We note that within the time interval considered, every initial trajectory opens up at most one trajectory on the other level, such that the number of particles roughly doubles. On a 3 GHz Pentium 4 computer, our *Matlab 7.0* code requires approximately ten seconds for the propagation of a thousand particles, which results in less than one minute computing time for the case $\text{tol} = 10^{-3}$ and $(m_p, m_m) = (16, 16)$. In Figure 5.3, the difference of the level populations computed with grid size

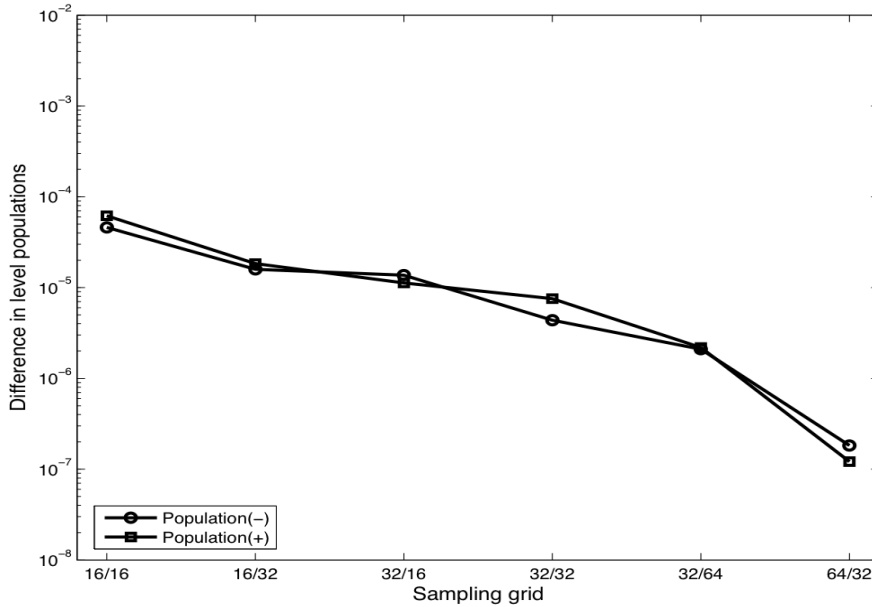


FIG. 5.3. A semilogarithmic plot of the difference of energy level populations obtained by varying the initial grid size $(m_p, m_m) \in \{(16, 16), (16, 32), (32, 16), (32, 32), (32, 64), (64, 32)\}$ and subtracting from the result for $(m_p, m_m) = (64, 64)$. The sampling tolerance is fixed at $\text{tol} = 10^{-3}$. The plot shows differences smaller than 10^{-4} , which are negligible compared to the methodical error of around 0.02.

$(m_p, m_m) = (64, 64)$ with those obtained for

$$(m_p, m_m) \in \{(16, 16), (16, 32), (32, 16), (32, 32), (32, 64), (64, 32)\}$$

is shown as a semilogarithmic plot. The sampling tolerance is fixed at $\text{tol} = 10^{-3}$. The differences are bounded by 10^{-4} , which is more than two orders of magnitude smaller than the methodical error of two percent. Table 5.3 presents the associated numbers

(m_p, m_m)	(16, 16)	(16, 32)	(32, 16)	(32, 32)	(32, 64)	(64, 32)	(64, 64)
# particles	2188	9080	9080	38960	160438	160439	662761

TABLE 5.3. The initial number of particles when sampling with fixed tolerance $\text{tol} = 10^{-3}$ for varying grid size (m_p, m_m) . Finer sampling grids and hence more particles do not improve accuracy if the methodical borderline is already reached, see Figure 5.2.

of initial particles, which reach from roughly two thousand for the $(m_p, m_m) = (16, 16)$

grid to more than half a million for the case $(m_p, m_m) = (64, 64)$. In summary, a sampling on finer grids and a corresponding increase in the particle number does not improve accuracy if the methodical borderline of the algorithm is already reached. Hence, for the following experiments we choose initial grids of size $(m_p, m_m) = (16, 16)$ and use $\text{tol} = \varepsilon/10$ as sampling tolerance.

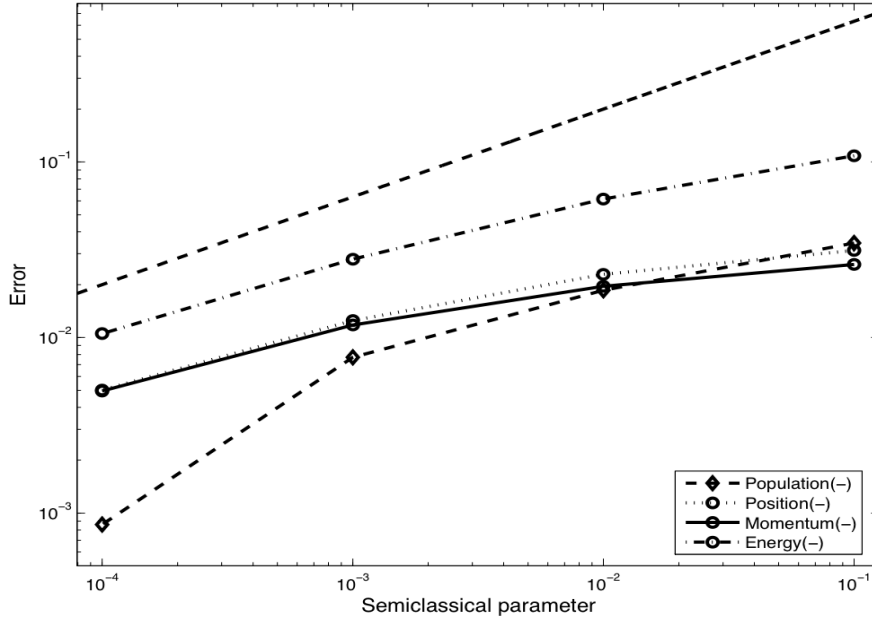


FIG. 5.4. The error of level populations and expectation values for position, momentum, and energy, when varying the semiclassical parameter $\varepsilon = 10^{-k}$, $k = 4, 3, 2, 1$. There are two dashed lines: the lower one with the diamonds is the absolute error of level populations on the minus level, while the upper one without circles is the function $\varepsilon \mapsto 2\sqrt{\varepsilon}$. The three intermediate lines with circles correspond to relative errors of expectation values with respect to the final wave function projected on the minus-level. The dotted, solid, and dashdotted line refer to position, momentum, and energy expectation, respectively.

5.4. Varying semiclassical parameter. The next series of experiments deviates from the basic parameter set by varying the semiclassical parameter as

$$\varepsilon = 10^{-k}, \quad k = 4, 3, 2, 1.$$

The initial Gaussian ψ_0^+ is centered in $q_0^\varepsilon = (5\sqrt{\varepsilon}, \frac{1}{2}\sqrt{\varepsilon})$, $p_0 = (-1, 0)$, and the time interval considered is $[t_i, t_f] = [0, 10\sqrt{\varepsilon}]$. The sampling grid size and tolerance are chosen as $(m_p, m_m) = (16, 16)$ and $\text{tol} = \varepsilon/10$.

The data in Table 5.1 shows that for increasing semiclassical parameter ε the level population P^- of the lower level increases, i.e. the non-adiabatic transfer grows. This tendency can be explained as follows: writing the classical flow $\Phi_+^t(q, p) = (q(t), p(t))$ as

$$q(t) = q + pt - \int_0^t \int_0^s \frac{q(\tau)}{|q(\tau)|} d\tau ds, \quad p(t) = p - \int_0^t \frac{q(\tau)}{|q(\tau)|} d\tau,$$

one observes that on time-intervals of order $\sqrt{\varepsilon}$ the position of the flow Φ_{\pm}^t is ε -close to the position of the free flow $\Phi_0^t(q,p) = (q+pt,p)$. Hence, the larger ε , the more the q_2 -component of the wave packet's center deviates from the straight motion $q_2(t) = \text{const}$ and moves towards the crossing at $(q_1, q_2) = (0,0)$. As a consequence, the non-adiabatic transfer of weight increases.

Here and in the following experiments, we consider the absolute error of level populations $|P_{\text{Schr}}^{\pm} - P_{\text{hop}}^{\pm}|$ and the relative errors of intralevel expectation values for position, momentum, and energy,

$$|E_{\text{p,Schr}}^{\pm} - E_{\text{p,hop}}^{\pm}|/|E_{\text{p,Schr}}^{\pm}|, |E_{\text{m,Schr}}^{\pm} - E_{\text{m,hop}}^{\pm}|/|E_{\text{m,Schr}}^{\pm}|, |E_{\text{E,Schr}}^{\pm} - E_{\text{E,hop}}^{\pm}|/|E_{\text{E,Schr}}^{\pm}|.$$

Figure 5.4 shows these errors with respect to the lower level as a function of the semiclassical parameter ε . For a clearer presentation, the errors with respect to the upper level, which are slightly smaller than those for the lower level, are not given in the plot. One observes that the error decreases with decreasing ε and that it is bounded by the function $\varepsilon \mapsto 2\sqrt{\varepsilon}$.

5.5. Varying initial momentum. Here, the experiments have the same potential as before, but fix the semiclassical parameter as $\varepsilon = 10^{-2}$. The initial Gaussian ψ_0^+ is centered in

$$q_0^{\varepsilon} = (5\sqrt{\varepsilon}, \frac{1}{2}\sqrt{\varepsilon}), \quad p_0 = (-k, 0), \quad k = 0, \frac{1}{2}, 1, 2, 3.$$

The length of the time interval $[t_i, t_f] = [0, t_f]$ is adapted to the strength of the different initial momenta, see Table C in Appendix C. The sampling grid and tolerance are $(m_p, m_m) = (16, 16)$ and $\text{tol} = 10^{-3}$.

In Table 5.1, we observe increased level populations P^- for smaller and larger values of initial momentum. The higher transitions for smaller momenta are related to the same effect as discussed above: for momenta of order $\sqrt{\varepsilon} \approx 0.3$, the position component of the flow stays ε -close to the position component of the free evolution, resulting in more non-adiabatic transfer. On the other hand, the higher transitions for larger momenta are explained by the growth of T_* for increasing momentum.

The plot in Figure 5.5 shows the absolute error of level populations as well as relative errors for position and momentum expectation values with respect to the lower and the upper level. Since the reference and the hopping algorithm both conserve the L^2 -norm, the difference of the absolute error of populations on the lower and the upper level is of the size of the sampling tolerance $\text{tol} = 10^{-3}$ and hence not visible in the plot. One observes a systematic increase of errors when momentum strength decreases from $k = 3$ to $k = 0$, while all errors stay below $0.05 \approx \frac{1}{2}\sqrt{\varepsilon}$. This tendency is expected, since for higher momenta, that is higher energies, the semiclassical approximation is better. However, all errors have the same order of magnitude: from $k = 3$ to $k = 0$, they roughly differ by a factor five.

5.6. Varying position. The potential and the semiclassical parameter are the same as before, $\beta = 0$, $\gamma = 1$ and $\varepsilon = 10^{-2}$, while the initial Gaussian ψ_0^+ is centered in

$$q_0^{\varepsilon} = (\alpha\sqrt{\varepsilon}, \frac{1}{2}\sqrt{\varepsilon}), \quad \alpha = 4, 5, 6, 7, 8, \quad p_0 = (-1, 0).$$

The time interval $[t_i, t_f] = [t_i, 10\sqrt{\varepsilon}]$ is chosen such that the solution of

$$\frac{d}{dt}(x, \xi) = (\xi, -1), \quad (x(t_i), \xi(t_i)) = (\alpha\sqrt{\varepsilon}, -1)$$

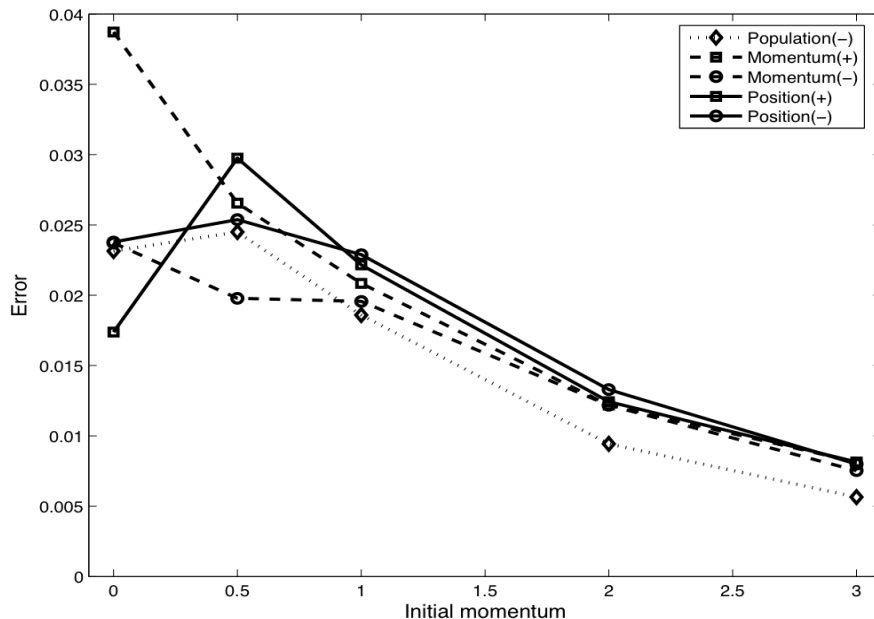


FIG. 5.5. The plot shows the error of level populations and expectation values for position and momentum as the strength of the initial momentum varies within the set $k \in \{0, \frac{1}{2}, 1, 2, 3\}$. The dotted line with diamonds is the absolute error of populations. The solid lines with squares and circles are the relative error of position expectation for the plus and minus level, respectively. Similarly, the dashed lines refer to the relative errors of momentum expectation.

satisfies $x(0) = 5\sqrt{\varepsilon}$. That is, $t_i = 1 - \sqrt{1 - 2(\alpha - 5)\sqrt{\varepsilon}}$. This auxiliary system is a rough approximation of the dynamics in q_1 -direction. Depending on α , the initial time t_i then varies between $-3\sqrt{\varepsilon}$ and $\sqrt{\varepsilon}$. The sampling grid and tolerance are $(m_p, m_m) = (16, 16)$ and $\text{tol} = 10^{-3} = \varepsilon/10$.

The farther away the initial wave function from the crossing $q=0$, the more momentum is gained until the relevant non-adiabatic transitions are performed. The transition rate T_* increases with increasing momentum p_* . Hence, the increase of the final lower level population P^- with increasing α , see Table 5.1, is qualitatively explained by T_* .

The initial data have negligible overlap with the crossing region for all values of α . Still, Figure 5.6 shows that all errors increase with decreasing initial distance to the crossing. Although this behavior is heuristically expected, an appropriate explanation is somewhat subtle. For an improved approximation, the splitting of the initial data into upper and lower component should be done with reference to optimal super-adiabatic spaces, cf. [1, 18], not with respect to the eigenspaces of V . However, the difference is only noticeable close to the crossing point $q=0$. We believe that our algorithm can be improved for initial data very close to the crossing region if we take into account the appropriate super-adiabatic splitting and will investigate this in a forthcoming publication.

5.7. Varying confinement. In the chemical physics literature, Jahn-Teller Hamiltonians are a prominent class of theoretical model systems for non-adiabatic coupling in non-linear molecules, see for example chapter 10 in [3]. The most common

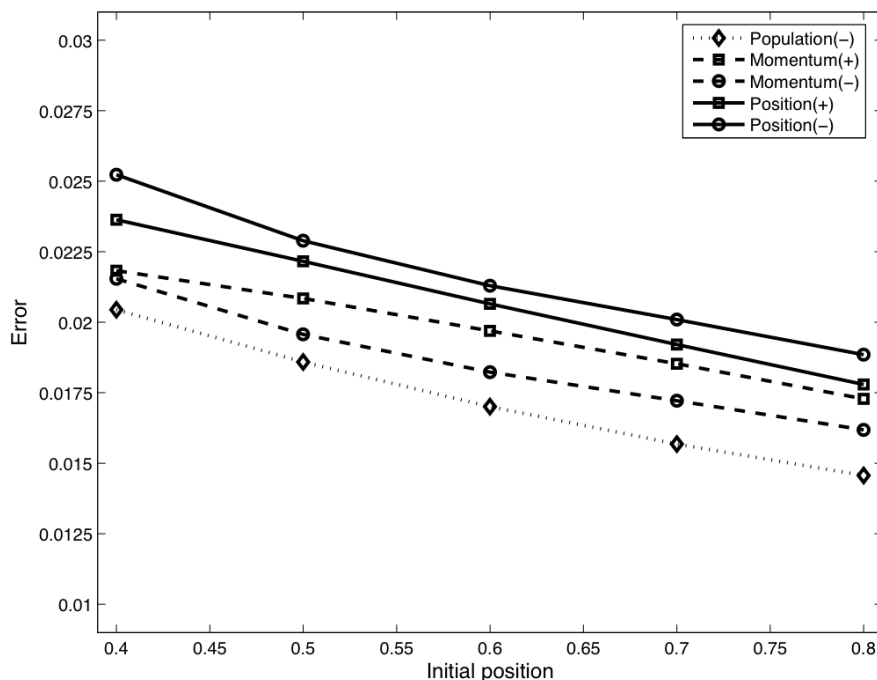


FIG. 5.6. The error of level populations and relative errors for expectation values of position and momentum for varying parameter $\alpha=4,5,6,7,8$, which gives the first component of the initial center in position space. The line style and symbol coding is the same as before in Figure 5.5.

one, the $E \otimes e$ Jahn-Teller Hamiltonian, describes the vibronic interaction of two electronic states via two nuclear coordinates, where both the electronic states and the nuclear coordinates are of E symmetry. The simplest corresponding scenario concerns the displacement of a three-atomic molecule from the equilateral triangle configuration.

In Cartesian coordinates $(q_1, q_2) \in \mathbb{R}^2$, the linear $E \otimes e$ Jahn-Teller Hamiltonian reads as

$$-\frac{\varepsilon^2}{2} \Delta_q + \beta |q|^2 + \gamma \begin{pmatrix} q_1 & q_2 \\ q_2 & -q_1 \end{pmatrix},$$

which is exactly a Schrödinger operator with isotropic potential of the form quadratic confinement plus linear trace-free matrix. In [7], electronic structure calculations for the triangular molecules silver, copper, sodium, and potassium ($\text{Ag}_3, \text{Cu}_3, \text{Na}_3$, and K_3) are used to estimate the strength of the confinement β and the cone width γ , see also Table 5.4. The corresponding semiclassical parameter ε is then deduced from the relation

$$\varepsilon = \sqrt{\frac{\hbar^2}{m}} = \sqrt{\frac{\hbar^2 \omega^2}{2\beta}},$$

where m is the nucleonic mass and ω the associated oscillator frequency.

System	ε	β	γ	$\hbar\omega$
Ag ₃	0.005	2.613	0.871	0.012
Cu ₃	0.007	5.097	1.058	0.021
Na ₃	0.011	0.524	0.441	0.011
K ₃	0.008	0.260	0.276	0.006

TABLE 5.4. Model parameters for a linear $E \otimes e$ Jahn-Teller Hamiltonian as suggested by the results of the electronic structure calculations for the triangular molecules silver, copper, sodium, and potassium as summarized in Table III and IV of [7]. Energy is given in eV.

The values in Table 5.4 motivate a series of numerical experiments with fixed semiclassical parameter $\varepsilon = 10^{-2}$, initial Gaussian ψ_0^+ centered in position $q_0^\varepsilon = (5\sqrt{\varepsilon}, \frac{1}{2}\sqrt{\varepsilon})$ and momentum $p_0 = (-1, 0)$, and cone width $\gamma = 1$. The quadratic confinement β varies as

$$\beta = 0, 1, 2, 3, 4, 5,$$

while the time interval is $[t_i, t_f] = [0, 6.4\sqrt{\varepsilon}]$. The initial sampling grid and tolerance are $(m_p, m_m) = (16, 16)$ and $\text{tol} = 10^{-3}$. The obtained final populations on the lower level given in Table 5.1 increase with increasing β , which concurs with the fact that confinement directs the wave function towards the crossing as well as increases momentum favoring non-adiabatic transitions. Figure 5.7 shows the errors for level populations and expectation, which lie between 0.006 and 0.026 and decrease for increasing quadratic confinement.

5.8. Varying cone width. Again, the semiclassical parameter is $\varepsilon = 10^{-2}$, while $\beta = 0$ and the Gaussian ψ_0^+ is centered in $q_0^\varepsilon = (5\sqrt{\varepsilon}, \frac{1}{2}\sqrt{\varepsilon})$ and $p_0 = (-1, 0)$. The cone width varies as

$$\gamma = \frac{1}{3}, \frac{1}{2}, 1, 2, 3.$$

The time interval is chosen as $[t_i, t_f] = [0, 10\sqrt{\varepsilon/\gamma}]$. The initial sampling grid and tolerance are $(m_p, m_m) = (16, 16)$ and $\text{tol} = 10^{-3}$. The results are shown in Figure 5.8.

The errors for level population and for position and momentum on the lower level decrease for decreasing γ . This is related to the artificial energy shift introduced by the non-adiabatic transitions. As the energetic gap becomes smaller for smaller γ , the position and momenta after the transition on the lower level are better approximated in this regime. We also mention that the non-adiabatic transition rate T_* increases when γ tends to zero, which is reflected in the increasing level populations of the lower level given in Table 5.1.

Appendix A. Wigner functions & Weyl quantization. Here, we collect some basic properties of Wigner functions and Weyl quantization in semiclassical scaling, which have been tacitly used before. For a detailed exposition of Wigner functions and pseudodifferential operators, one may consult [6].

DEFINITION A.1 (Wigner function). *Let $\varepsilon > 0$. The ε -scaled Wigner function $W^\varepsilon(\psi)$ of a square integrable function $\psi \in L^2(\mathbb{R}^d, \mathbb{C}^N)$ is defined as*

$$W^\varepsilon(\psi)(q, p) = (2\pi)^{-d} \int_{\mathbb{R}^d} e^{ix \cdot p} \psi(q - \frac{\varepsilon}{2}x) \otimes \bar{\psi}(q + \frac{\varepsilon}{2}x) dx, \quad (q, p) \in \mathbb{R}^{2d}.$$

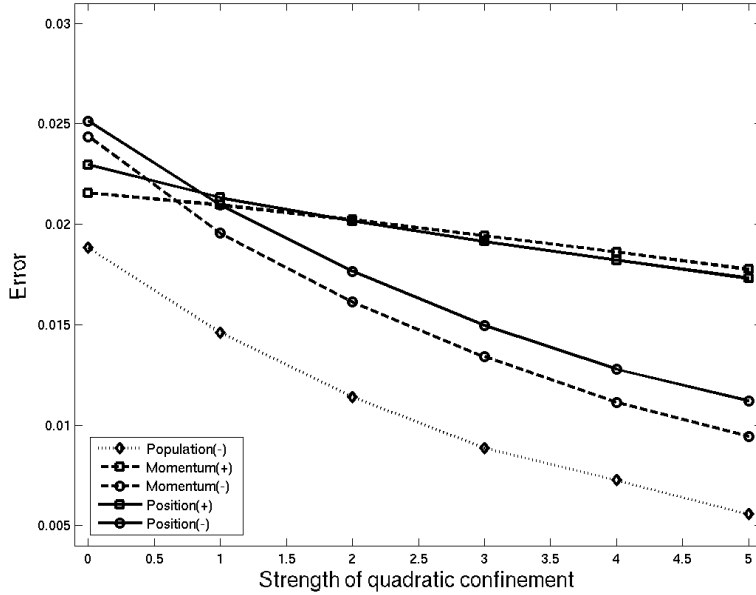


FIG. 5.7. A plot of the absolute errors of energy level populations and the relative errors of position and momentum expectation values with respect to the strength of the quadratic confinement $\beta \in \{0, 1, 2, 3, 4, 5\}$. All errors are bounded by 0.026 and decay with increasing strength of the confinement.

The Wigner function $W^\varepsilon(\psi)$ of a wave function $\psi \in L^2(\mathbb{R}^d, \mathbb{C}^N)$ is the inverse Fourier transform of the ε -shifted product

$$\mathbb{R}^d \rightarrow L^2(\mathbb{R}^d, \mathbb{C}^{N \times N}), \quad x \mapsto \psi(q - \frac{\varepsilon}{2}x) \otimes \bar{\psi}(q + \frac{\varepsilon}{2}x)$$

evaluated at $p \in \mathbb{R}^d$. Hence, it is a square integrable function on phase space. It takes values in the space of Hermitian N -by- N matrices and consequently has real-valued diagonal entries when it is decomposed with respect to any basis of \mathbb{C}^N . The marginals are position and momentum density,

$$\int_{\mathbb{R}^d} \text{tr}(W^\varepsilon(\psi)(q, p)) \, dp = |\psi(q)|^2, \quad \int_{\mathbb{R}^d} \text{tr}(W^\varepsilon(\psi)(q, p)) \, dq = |(\mathcal{F}^\varepsilon \psi)(p)|^2,$$

where

$$(\mathcal{F}^\varepsilon \psi)(p) = (2\pi\varepsilon)^{-d/2} \int_{\mathbb{R}^d} e^{-iq \cdot p/\varepsilon} \psi(q) \, dq, \quad p \in \mathbb{R}^d,$$

is the ε -scaled Fourier transform of ψ . The support of $W^\varepsilon(\psi)$ is contained in the closed convex hull of

$$\text{supp}(\psi) \times \text{supp}(\mathcal{F}^\varepsilon \psi).$$

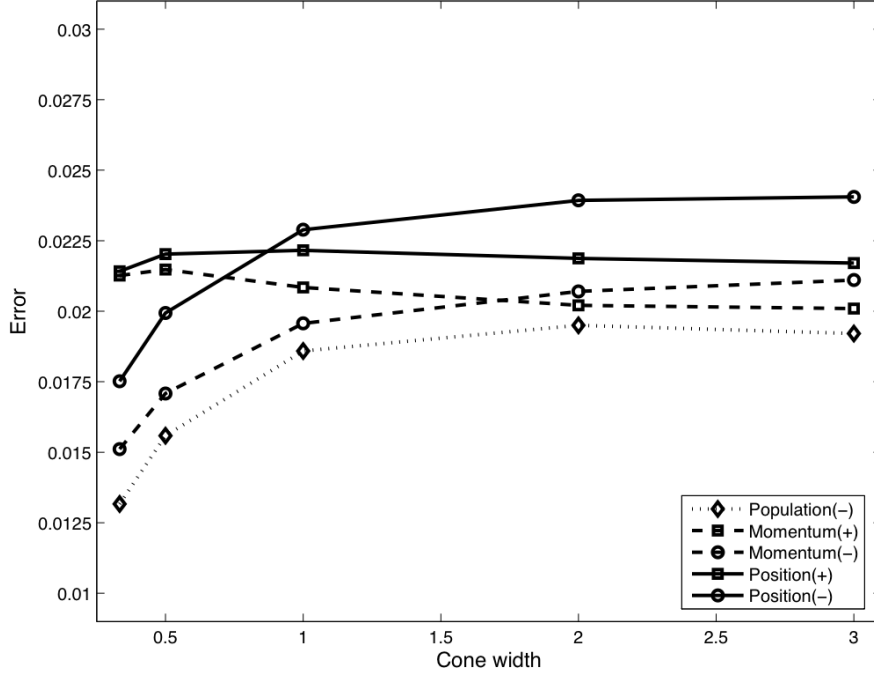


FIG. 5.8. The error of level populations and relative errors for expectation values of position and momentum for varying cone width $\gamma = \frac{1}{3}, \frac{1}{2}, 1, 2, 3$. All errors lie between 0.012 and 0.025. They decrease for decreasing cone width.

DEFINITION A.2 (Weyl quantized operator). Let $\varepsilon > 0$. The Weyl quantized operator $a(q, -i\varepsilon\nabla_q)$ of a square integrable function on phase space $a \in L^2(\mathbb{R}^{2d}, \mathbb{C}^{N \times N})$ is defined by its action on square integrable functions $\psi \in L^2(\mathbb{R}^d, \mathbb{C}^N)$ as

$$a(q, -i\varepsilon\nabla_q)\psi(q) = (2\pi)^{-d} \int_{\mathbb{R}^{2d}} a\left(\frac{1}{2}(q+y), \varepsilon p\right) e^{i(q-y)\cdot p} \psi(y) dy dp. \quad (\text{A.1})$$

For symbols $a(q, p)$, which are not square integrable, the above definition applies to wave functions ψ in a suitably restricted subspace of $L^2(\mathbb{R}^d, \mathbb{C}^N)$. If $a(q, p) = \frac{1}{2}|p|^2$, for example, then Equation (A.1) defines the ε -scaled Laplace operator,

$$a(q, -i\varepsilon\nabla_q) = -\frac{\varepsilon^2}{2} \Delta_q : H^2(\mathbb{R}^d, \mathbb{C}^N) \rightarrow L^2(\mathbb{R}^d, \mathbb{C}^N).$$

Similarly, the Weyl quantized operator of $a(q, p) = q_j$ is the position operator

$$a(q, -i\varepsilon\nabla_q) : \psi(q) \mapsto q_j \psi(q),$$

and the symbols $a(q, p) = \frac{1}{2}|p|^2 + \lambda^\pm(q)$ give the level operators

$$a(q, -i\varepsilon\nabla_q) : \psi(q) \mapsto -\frac{\varepsilon^2}{2} \Delta_q \psi(q) + \lambda^\pm(q) \psi(q).$$

Expectation values of Weyl quantized observables can be computed by phase space integration of Wigner functions, that is

$$\langle \psi, a(q, -i\varepsilon\nabla_q)\psi \rangle_{L^2} = \int_{\mathbb{R}^{2d}} \text{tr}(W^\varepsilon(\psi)(q, p) a(q, p)) dq dp.$$

This relation together with the approximation

$$\chi^\pm(q)a(q, -i\varepsilon\nabla_q)\chi^\pm(q)^t = (\Pi^\pm a \Pi^\pm)(q, -i\varepsilon\nabla_q) + \mathcal{O}(\varepsilon), \quad \varepsilon \rightarrow 0,$$

gives

$$\begin{aligned} & \int_{\mathbb{R}^{2d}} \operatorname{tr} \left(\Pi^\pm(q) W^\varepsilon(\psi)(q, p) \Pi^\pm(q) a(q, p) \right) dq dp = \\ & \int_{\mathbb{R}^{2d}} W^\varepsilon(\psi^\pm)(q, p) a(q, p) dq dp + \mathcal{O}(\varepsilon), \quad \varepsilon \rightarrow 0. \end{aligned}$$

For scalar observables $a \in C_0^\infty(\mathbb{R}^{2d}, \mathbb{C})$ with support away from the crossing set, $\operatorname{supp}(a) \cap (\Gamma \times \mathbb{R}^d) = \emptyset$. In this weak* sense, the diagonal components w^\pm of the Wigner matrix $W^\varepsilon(\psi)$ coincide approximately with the Wigner function of the projected wave function $W^\varepsilon(\psi^\pm)$,

$$W^\varepsilon(\psi^\pm) \stackrel{*}{=} w^\pm + \mathcal{O}(\varepsilon), \quad \varepsilon \rightarrow 0.$$

Appendix B. Discretizations. Our reference solver for the time-dependent Schrödinger Equation (5.1) is based on a Strang splitting scheme: the unitary group

$$U^\varepsilon(t) = \exp\left(-\frac{i}{\varepsilon} t \left(-\frac{\varepsilon^2}{2} \Delta_q + V(q)\right)\right)$$

is approximated by $M \in \mathbb{N}$ powers of the Strang split operator

$$S^\varepsilon(\Delta_t) = \exp\left(-\frac{i}{\varepsilon} \frac{\Delta_t}{2} \left(-\frac{\varepsilon^2}{2} \Delta_q\right)\right) \exp\left(-\frac{i}{\varepsilon} \Delta_t V(q)\right) \exp\left(-\frac{i}{\varepsilon} \frac{\Delta_t}{2} \left(-\frac{\varepsilon^2}{2} \Delta_q\right)\right)$$

with timestep $\Delta_t = t/M$. The local error in L^2 -norm is

$$\|U^\varepsilon(\Delta_t)\psi - S^\varepsilon(\Delta_t)\psi\|_{L^2} \leq C(\Delta_t/\varepsilon)^3,$$

where the constant $C = C(\psi, V) > 0$ depends on regularity and decay properties of the wave function ψ as well as the potential $V(q)$, see [10].

The Laplacian on \mathbb{R}^2 is realized by Fourier differencing: the wave function is regarded as a $2K$ -periodic function in the q_1 - and q_2 -direction, $K > 0$, and is approximated by its trigonometric interpolant

$$\psi_N(q) = \sum_{\|p\|_\infty \leq N} \widehat{\psi}_p \exp(i \frac{\pi}{K} p \cdot q), \quad N \in \mathbb{N}.$$

(For notational simplicity, we have suppressed the fractional weights required at the end points of the sum.) For the computation of the interpolant's Laplacian one just has to multiply the interpolation coefficients by $|p|^2$. The L^2 -error reads as

$$\|\varepsilon^2 \Delta_q \psi - \varepsilon^2 \Delta_q \psi_N\|_{L^2([-K, K]^2)} \leq C(\varepsilon N)^{2-s} K^{s-1} \|\psi\|_{\varepsilon, s},$$

with $\|\psi\|_{\varepsilon, s}^2 = \sum_{p \in \mathbb{Z}^2} (1 + \varepsilon|p|)^{2s} |\widehat{\psi}(p)|^2$. The constant $C = C(s) > 0$ depends on the Sobolev regularity $s \geq 2$ of the wave function ψ , see [17]. In *Matlab 7.0*, this approximation of $-\varepsilon^2 \Delta_q \psi(q)$ can be efficiently realized by calling the two-dimensional fast Fourier transform `fft2`, multiplication with the weight vector

$$-\varepsilon^2 \left(\frac{\pi}{K}\right)^2 (0, 1, 4, \dots, (N-1)^2, -N^2, -(N-1)^2, \dots, -4, -1),$$

and calling the inverse fast Fourier transform `ifft2`.

The classical flows Φ_{\pm}^t are discretized by the embedded Runge-Kutta method `DOPRI45` of Dormand and Prince [2], which is realized by the *Matlab 7.0* built-in function `ode45`. Writing the Hamiltonian systems (1.3) as

$$\dot{x} = f(x),$$

one computes two approximate flows

$$\widehat{\Phi}^{t+\tau} x = x + \tau \widehat{b} \cdot k, \quad \widetilde{\Phi}^{t+\tau} x = x + \tau \widetilde{b} \cdot k$$

with

$$k = (k_i) \in \mathbb{R}^7, \quad k_i = f\left(x + \tau \sum_{j=1}^{i-1} a_{ij} k_j\right), \quad i = 1, \dots, 7.$$

The matrix $A = (a_{ij}) \in \mathbb{R}^{7 \times 7}$ and the vectors $\widehat{b}, \widetilde{b} \in \mathbb{R}^7$ are chosen such that $\widehat{\Phi}$ and $\widetilde{\Phi}$ give effectively six-stage methods of order five and four, respectively. The difference

$$\widehat{\Phi}^{t+\tau} x - \widetilde{\Phi}^{t+\tau} x$$

between the two discrete evolutions is used as a local error estimator for the adaptive step-size control. The event function

$$\kappa(t) = v(q(t)) \cdot Dv(q(t))p(t)$$

is evaluated after each time step $t_n \in [t_i, t_f]$, $n = 1, \dots, N$. If a sign change is detected, the time t_* at which the trajectory hits the submanifold S is estimated by the Regula-Falsi formula:

$$t_* \approx t_n - \kappa(t_n) \frac{t_{n+1} - t_n}{\kappa(t_{n+1}) - \kappa(t_n)} =: \tilde{t}_*.$$

Next, $\kappa(\tilde{t}_*)$ is evaluated, and the procedure is iterated on one of the subintervals $[t_n, \tilde{t}_*]$ and $[\tilde{t}_*, t_{n+1}]$ until a given tolerance is reached. The value $\kappa(\tilde{t}_*)$ is computed by interpolation, and hence without further evaluations of the right hand side $f(x)$. To interpolate the solution for some time $t_n + \theta\tau$, $0 < \theta < 1$, one determines a vector $\bar{b}(\theta)$, whose entries depend polynomially on θ , such that the formula

$$\overline{\Phi}^{t+\theta\tau} x = x + \theta\tau \bar{b}(\theta) \cdot k$$

is of comparable accuracy as the Runge-Kutta method. Note that the stage vector k , which represents the main computational cost, is reused. For the precise definition of the vector $\bar{b}(\theta)$, we refer to Chapter II.6 in [9].

Appendix C. Accuracy of Schrödinger solutions. The initial data for the Schrödinger systems (5.1) are centered at points (p_0, q_0^ε) in phase space, where the initial position center's second component $q_0^\varepsilon = (q_{0,1}^\varepsilon, \frac{1}{2}\sqrt{\varepsilon})$ has a fixed relation to the semiclassical parameter and the second component of the momentum center $p_0 = (p_{0,1}, 0)$ is zero. In this case, one expects a solution with higher momentum in the q_1 -direction, and to prevent aliasing, the number of grid points in the q_1 -direction is twice the number in the q_2 -direction. Most of the calculations are performed on uniform 1024×512 grids, except for the case $\varepsilon = 10^{-4}$, where a 2048×1024 grid is

used. The number of time steps is fixed at 10^5 . The other parameters, that is, the semiclassical parameter ε , the cone width γ , and the time-interval $[t_i, t_f]$, are given in Table C. The domain of computation is chosen as

$$[2x(t_f), 2x(t_i)] \times ([-1, 1] \cdot |x(t_f) - x(t_i)|)$$

where $x(t)$ is the solution of the auxiliary system

$$\frac{d}{dt}(x, \xi) = (\xi, -\gamma), \quad (x(t_i), \xi(t_i)) = (q_{0,1}^\varepsilon, p_{0,1}).$$

ε	$q_{0,1}^\varepsilon$	$p_{0,1}$	β	γ	Time	Accuracy
10^{-1}	$5\sqrt{\varepsilon}$	-1	0	1	$[0, 7\sqrt{\varepsilon}]$	$7.37 \cdot 10^{-6}$
10^{-2}	$5\sqrt{\varepsilon}$	-1	0	1	$[0, 10\sqrt{\varepsilon}]$	$4.68 \cdot 10^{-7}$
10^{-3}	$5\sqrt{\varepsilon}$	-1	0	1	$[0, 10\sqrt{\varepsilon}]$	$3.91 \cdot 10^{-7}$
10^{-4}	$5\sqrt{\varepsilon}$	-1	0	1	$[0, 10\sqrt{\varepsilon}]$	$2.67 \cdot 10^{-7}$
10^{-2}	$5\sqrt{\varepsilon}$	0	0	1	$[0, 20\sqrt{\varepsilon}]$	$1.07 \cdot 10^{-4}$
10^{-2}	$5\sqrt{\varepsilon}$	-0.5	0	1	$[0, 20\sqrt{\varepsilon}]$	$2.95 \cdot 10^{-5}$
10^{-2}	$5\sqrt{\varepsilon}$	-1	0	1	$[0, 10\sqrt{\varepsilon}]$	$4.68 \cdot 10^{-7}$
10^{-2}	$5\sqrt{\varepsilon}$	-2	0	1	$[0, 5\sqrt{\varepsilon}]$	$4.90 \cdot 10^{-7}$
10^{-2}	$5\sqrt{\varepsilon}$	-3	0	1	$[0, 10/3\sqrt{\varepsilon}]$	$6.51 \cdot 10^{-7}$
10^{-2}	$4\sqrt{\varepsilon}$	-1	0	1	$[t_i, 10\sqrt{\varepsilon}]$	$3.62 \cdot 10^{-5}$
10^{-2}	$5\sqrt{\varepsilon}$	-1	0	1	$[0, 10\sqrt{\varepsilon}]$	$4.68 \cdot 10^{-7}$
10^{-2}	$6\sqrt{\varepsilon}$	-1	0	1	$[t_i, 10\sqrt{\varepsilon}]$	$4.92 \cdot 10^{-9}$
10^{-2}	$7\sqrt{\varepsilon}$	-1	0	1	$[t_i, 10\sqrt{\varepsilon}]$	$5.33 \cdot 10^{-9}$
10^{-2}	$8\sqrt{\varepsilon}$	-1	0	1	$[t_i, 10\sqrt{\varepsilon}]$	$6.30 \cdot 10^{-9}$
10^{-2}	$5\sqrt{\varepsilon}$	-1	0	1/3	$[0, 10\sqrt{3\varepsilon}]$	$5.88 \cdot 10^{-7}$
10^{-2}	$5\sqrt{\varepsilon}$	-1	0	0.5	$[0, 10\sqrt{2\varepsilon}]$	$5.40 \cdot 10^{-7}$
10^{-2}	$5\sqrt{\varepsilon}$	-1	0	1	$[0, 10\sqrt{\varepsilon}]$	$4.68 \cdot 10^{-7}$
10^{-2}	$5\sqrt{\varepsilon}$	-1	0	2	$[0, 10\sqrt{\varepsilon/2}]$	$4.20 \cdot 10^{-7}$
10^{-2}	$5\sqrt{\varepsilon}$	-1	0	3	$[0, 10\sqrt{\varepsilon/3}]$	$4.86 \cdot 10^{-7}$
10^{-2}	$5\sqrt{\varepsilon}$	-1	0	1	$[0, 6.4\sqrt{\varepsilon}]$	$3.57 \cdot 10^{-7}$
10^{-2}	$5\sqrt{\varepsilon}$	-1	1	1	$[0, 6.4\sqrt{\varepsilon}]$	$3.40 \cdot 10^{-7}$
10^{-2}	$5\sqrt{\varepsilon}$	-1	2	1	$[0, 6.4\sqrt{\varepsilon}]$	$3.20 \cdot 10^{-7}$
10^{-2}	$5\sqrt{\varepsilon}$	-1	3	1	$[0, 6.4\sqrt{\varepsilon}]$	$3.26 \cdot 10^{-7}$
10^{-2}	$5\sqrt{\varepsilon}$	-1	4	1	$[0, 6.4\sqrt{\varepsilon}]$	$3.15 \cdot 10^{-7}$
10^{-2}	$5\sqrt{\varepsilon}$	-1	5	1	$[0, 6.4\sqrt{\varepsilon}]$	$3.21 \cdot 10^{-7}$

TABLE C.1. The parameters of the five different sets of numerical experiments and the accuracy of the Schrödinger solution measured in the L^2 -norm. For the choice of t_i see Section 5.6.

The accuracy of solutions, given in the last column of Table C, refers to the L^2 -norm difference $\|\psi(t_f) - \tilde{\psi}(t_f)\|_{L^2}$ of the final reference solution $\psi(t_f)$ and a coarser solution $\tilde{\psi}(t_f)$, which is computed with a fourth of the number of grid points and half the number of time steps. The actually evaluated quantity $\|\psi(t_f) - \tilde{\psi}(t_f)\|_{L^2}^2$ is the square of the difference in norm. Hence, the accuracy for most of the calculations is close to machine precision. The four reference solutions with an error larger than 10^{-6} are still accurate enough for our purpose, the validation of our surface hopping algorithm, whose experimentally observed errors vary around 10^{-2} . Those four outliers are due to the less localized nature of the solution in the cases $\varepsilon = 10^{-1}$, $p_{0,1} \in \{0, -0.5\}$, and an initial datum closer to the singularity of the crossing in the case $q_{0,1} = 4\sqrt{\varepsilon}$.

Timesteps	10^4	10^3	100	10
Accuracy	$9.54 \cdot 10^{-7}$	$1.19 \cdot 10^{-5}$	0.001	0.166

TABLE C.2. The accuracy of less resolved Strang splitting solutions for the standard test case. The reference solution corresponding to the second row of Table C is compared in L^2 -norm to coarser solutions computed on a 256×128 grid with varying timesteps.

In Table C the accuracy of less resolved Strang splitting solutions is summarized. The one with 256×128 grid and one hundred time steps takes less than half a minute computing time. Its accuracy is of the order reached by the surface hopping algorithm.

REFERENCES

- [1] V. Betz and S. Teufel, *Precise coupling terms in adiabatic quantum evolution: the generic case*, Commun. Math. Phys., 260(2), 481–509, 2005.
- [2] J.R. Dormand and P.J. Prince, *A family of embedded Runge-Kutta formulae*, J. Comput. Appl. Math., 6, 19–26, 1980.
- [3] W. Domcke, D. Yarkony and H. Köppel, *Conical Intersections*, World Scientific Publishing, 2004.
- [4] C. Fermanian-Kammerer and P. Gérard, *Mesures semiclassiques et croisements de modes*, Bull. Soc. Math. Fr., 130(1), 123–168, 2002.
- [5] C. Fermanian-Kammerer and C. Lasser, *Propagation through generic level crossings: a surface hopping semigroup*, in preparation.
- [6] G. Folland, *Harmonic Analysis in Phase Space*, Annals of Mathematics Studies, 122, Princeton University Press, 1989.
- [7] P. Garcia-Fernández, I. Bersuker, A. Aramburu, M. Barriuso and M. Moreno, *Origin of warping in the $E \otimes e$ Jahn-Teller problem: quadratic vibronic coupling versus anharmonicity and application to $\text{NaCl} : \text{Rh}^{2+}$ and triangular molecules*, Phys. Rev. B, 71, 184117–1–184117–10, 2005.
- [8] G. Hagedorn, *Molecular propagation through electron energy level crossings*, Mem. Am. Math. Soc., 536, 1994.
- [9] E. Hairer, S.P. Nørsett and G. Wanner, *Solving Ordinary Differential Equations I: Nonstiff Problems*, 2. rev. ed., Springer Series in Computational Mathematics, 8, Springer-Verlag, 1993.
- [10] T. Jahnke and C. Lubich, *Error bounds for exponential operator splittings*, BIT, 40(4), 735–744, 2000.
- [11] T. Kato, *Perturbation Theory for Linear Operators*, Grundlehren der mathematischen Wissenschaften, 132, Springer-Verlag, 1980.
- [12] H. Köppel, *Regularized diabatic states and quantum dynamics on intersecting potential energy surfaces*, Faraday Discuss., 127, 35–47, 2004.
- [13] C. Lasser and S. Teufel, *Propagation through conical crossings: an asymptotic semigroup*, Commun. Pure Appl. Math., 58(9), 1188–1230, 2005.
- [14] R. Schneider, W. Domcke and H. Köppel, *Aspects of dissipative electronic and vibrational dynamics of strongly vibronically coupled systems*, J. Chem. Phys., 92(2), 1045–1061, 1990.
- [15] H. Spohn and S. Teufel, *Adiabatic decoupling and time-dependent Born-Oppenheimer theory*, Commun. Math. Phys., 224(1), 113–132, 2001.
- [16] G. Stock and M. Thoss, *Classical description of nonadiabatic quantum dynamics*, Adv. Chem. Phys., 131, 243–375, 2005.
- [17] E. Tadmor, *The exponential accuracy of Fourier and Chebyshev differencing methods*, SIAM J. Numer. Anal., 23, 1–10, 1986.
- [18] S. Teufel, *Adiabatic Perturbation Theory in Quantum Dynamics*, Lecture Notes in Mathematics 1821, Springer-Verlag, 2003.
- [19] J. Tully and R. Preston, *Trajectory surface hopping approach to nonadiabatic molecular collisions: the reaction of H^+ with D_2* , J. Chem. Phys., 55(2), 562–572, 1971.