

Spines, Heegaard Splittings and the Reidemeister-Turaev Torsion

Yuya KODA

Keio University

(Communicated by Y. Maeda)

Abstract. In this article, we introduce a formula for the Reidemeister-Turaev torsion $\tau^\varphi(M, [\mathcal{V}], \sigma_M)$ of an arbitrary closed 3-manifold M equipped with a Spin^c structure $[\mathcal{V}]$. As a CW-structure of M needed in the process of the computation, we adopt the one induced from a Heegaard splitting which is compatible, via the concept of flow-spine, with a given Spin^c structure.

Introduction

Reidemeister torsion is a very important invariant of smooth 3-manifolds which has useful applications in knot theory, quantum field theory, dynamical systems and so on. This invariant $\tau^\varphi(M)$ of a manifold M is defined up to multiplication by $\pm\varphi(\pi_1(M))$, where φ is a representation of the integral group ring $\mathbf{Z}[\pi_1(M)]$ to a field F . To remove this ambiguity, Turaev introduced in [14] an idea of *Euler structure* which is represented as a homology class of non-singular vector fields on a given manifold and equivalent to *Spin^c structure* in the 3-dimensional case. Turaev's refined Reidemeister torsion $\tau^\varphi(M, [\mathcal{V}], \sigma_M)$, which we call the *Reidemeister-Turaev torsion*, is interpreted as an invariant of 3-manifolds equipped with Spin^c structures. This invariant has been recognized to have strong connections with many developments in 3-dimensional geometry and topology: *Seiberg-Witten invariant* (cf. [8, 15]), *Heegaard Floer homology* (cf. [10, 11]) etc.

The only well-known method for calculating the Reidemeister-Turaev torsion is given by using the gluing formula along boundary tori (eg. formulae for Dehn surgeries and graph manifolds, (cf. [9, 17, 18])). In this paper we give a way to compute this invariant, which is compatible with Heegaard splittings.

To study 3-manifolds with Spin^c structures, we review a branched surface P called a *flow-spine* (cf. [1, 5]), which is embedded in a 3-manifold M naturally carrying a vector field \mathcal{V} on M and whose complement $M \setminus P$ is an open 3-ball B . By cutting the 3-manifold M along the flow-spine P we get a presentation of M as a ball B with an equivalence relation \sim on the boundary 2-sphere $\partial B = S^2$ satisfying $M = B / \sim$ and $P = \partial B / \sim$, which we call a *DS-diagram* (or a *spinal presentation*) (cf. for example [1, 3, 4, 5, 12]). Then we introduce a

method for calculating the Reidemeister-Turaev torsion using the cellular decomposition derived from a Heegaard splitting, here to have this Heegaard splitting coherent to a given Spin^c structure $[\mathcal{V}]$, we construct it from a flow-spine corresponding to the non singular vector field \mathcal{V} . As a consequence, we get an explicit formula of the Reidemeister-Turaev torsion which covers all 3-manifolds equipped with Spin^c structures, see Theorem 7.8. In the final part of this paper, we give some examples of computations. We explain how to use this invariant and give also an example of computation of the Seiberg-Witten invariant. Our argument in this paper will freely traverse the viewpoints of both the smooth and the PL categories.

1. Review on Reidemeister torsion

1.1. The Reidemeister torsions of manifolds. Let F be a field and let E be an n -dimensional vector space over F . For two ordered bases $r = (r_1, \dots, r_n)$ and $s = (s_1, \dots, s_n)$ of E , we write $[r/s] = \det(a_{ij}) \in F^\times$, where $r_i = \sum_{j=1}^n a_{ij}s_j$. The bases r and s are said to be *equivalent* if $[r/s] = 1$.

Let $C = (0 \xrightarrow{\partial_m} C_m \xrightarrow{\partial_{m-1}} C_{m-1} \rightarrow \dots \rightarrow C_1 \xrightarrow{\partial_0} C_0 \xrightarrow{\partial_{-1}} 0)$ be a finite dimensional chain complex over F . For each $0 \leq i \leq m$, set $B_i = \text{Im } \partial_i$, $Z_i = \text{Ker } \partial_{i-1}$ and $H_i = Z_i/B_i$. The chain complex is said to be *acyclic* if $H_i = 0$ for all i . Suppose that C is acyclic and C_i is endowed with a *distinguished* basis c_i for each i . Choose an ordered set of vectors b_i in C_i for each i such that $\partial_{i-1}(b_i)$ forms a basis of B_{i-1} . By the above construction, $\partial_i(b_{i+1})$ and b_i are combined to be a new basis $\partial_i(b_{i+1})b_i$ of C_i . With this notation, the *torsion* of C is defined by

$$\tau(C) = \prod_{i=0}^m [\partial_i(b_{i+1})b_i/c_i]^{(-1)^{i+1}} \in F^\times .$$

Let M be a compact connected orientable smooth manifold of an arbitrary dimension. Let X be a CW-decomposition of M , $p : \hat{X} \rightarrow X$ be its maximal abelian cover and F be a field. We can equip \hat{X} with the CW-structure naturally induced by that of X , and then we regard $C_*(\hat{X})$ as a left $\mathbf{Z}[H_1(X)]$ -module via the monodromy. Let $\{e_i^k\}$ be the set of all oriented k -cells in X . A family of cells of \hat{X} is said to be *fundamental* if over each cell of X exactly one cell of this family lies. When we choose a fundamental family $\{\hat{e}_i^k\}$ of cells of \hat{X} and orient and order these cells in arbitrary way, it becomes a free $\mathbf{Z}[H_1(X)]$ -basis of $C_k(\hat{X})$. (i.e. $C_k(\hat{X}) = \bigoplus_i \mathbf{Z}[H_1(X)]\hat{e}_i^k$). In this way, we can regard $C_*(\hat{X})$ as a chain complex with basis.

Let $\varphi : \mathbf{Z}[H_1(X)] \rightarrow F$ be a ring homomorphism. If the based chain complex $C_*^\varphi(X) = F \otimes_\varphi C_*(\hat{X})$ over F is acyclic, the *Reidemeister torsion* of X is

$$\tau^\varphi(M) = \tau(C_*^\varphi(X)) \in F^\times / \pm \varphi(H_1(M)) .$$

Otherwise, set $\tau^\varphi(M) = 0 \in F$.

1.2. Turaev’s refinement of the torsions with Spin^c structures. Let X be a finite connected CW-complex. An *Euler chain* is a one dimensional singular chain θ in X with $\partial\theta = \sum_a (-1)^{\dim a} \sigma_a$, where a runs over all cells of X and σ_a is the barycenter of a . Two Euler chains θ_1 and θ_2 are said to be *homologous* if the chain $\theta_1 - \theta_2$ is a boundary. A *combinatorial Spin^c structure* is a homology class of Euler chains. We denote by $\text{Eul}(X)$ the set of combinatorial Spin^c structures. Remark that $\chi(X) = 0$ implies that $\text{Eul}(X)$ is not void. Note that $H_1(X)$ acts freely and transitively on $\text{Eul}(X)$ in the natural way, see [14].

An important example of Euler chain is a *spider*, which consists of a base point σ and (oriented) paths from σ to σ_a for each even dimensional cell a and paths from σ_a to σ for each odd dimensional cell a . When we fix a lift $\hat{\sigma}$ of σ to \hat{X} , we can naturally define the fundamental family of cells for each combinatorial Spin^c structure using its spider. Conversely, any combinatorial Spin^c structure on X arises from a fundamental family of cells in \hat{X} .

Each cellular subdivision X' of X defines a canonical $H_1(X)$ -equivariant bijection $\Psi_{X,X'} : \text{Eul}(X) \rightarrow \text{Eul}(X')$. We can describe this bijection as follows: for a fundamental family S of cells in \hat{X} , the cells of \hat{X}' lying in $\cup_{a \in S} a$ form a fundamental family S' , then the element of $\text{Eul}(X)$ arising from S is mapped to the element of $\text{Eul}(X')$ arising from S' . This observation admits us to define the combinatorial Spin^c structures on a 3-manifold M by taking arbitrary cellular decomposition X of M .

Turaev’s refinement of the Reidemeister torsion is based on the two notions, combinatorial Spin^c structure and *homology orientation* (this is an orientation of the real vector space $H_*(M; \mathbf{R})$). A combinatorial Spin^c structure distinguishes an equivalent class of the bases of the twisted chain complex up to order as we explained above, and a homology orientation gives a way to account for the sign indeterminacy inherent in ignoring order above, see [18]. Let M be a compact manifold with CW-structure X . Let F be a field and $\varphi : \mathbf{Z}[H_1(M)] \rightarrow F$ be a ring homomorphism. For a combinatorial Spin^c structure $\theta \in \text{Eul}(X)$ and a homology orientation \mathfrak{o} , the *Reidemeister-Turaev torsion* $\tau^\varphi(M, \theta, \mathfrak{o}) \in F$ is defined to be a torsion of the twisted chain complex with an ordered basis corresponding to θ and \mathfrak{o} .

Let M be a closed smooth 3-manifold. Two non-singular vector fields \mathcal{V}_1 and \mathcal{V}_2 on M are said to be *homologous* if there exists a closed 3-ball $B \subset M$ such that the restrictions of \mathcal{V}_1 and \mathcal{V}_2 to $M \setminus \text{Int}(B)$ are homotopic as non-singular vector fields. A *smooth Spin^c structure* is a homology class of non-singular vector fields. We denote by $\text{Vect}(M)$ the set of smooth Spin^c structure on M . The action of $H_1(M)$ to $\text{Vect}(M)$ is defined through Reeb surgery, see [18, 19] for details.

THEOREM 1.1 (Turaev [14]). *There is a canonical $H_1(M)$ -equivariant bijection*

$$\Phi : \text{Eul}(M) \rightarrow \text{Vect}(M).$$

Let M be a closed oriented smooth 3-manifold with a CW-decomposition X . Recall that the intersection pairing $H_i(M; \mathbf{R}) \times H_{3-i}(M; \mathbf{R}) \rightarrow \mathbf{R}$ defined by the orientation of M induces the *canonical* homology orientation \mathfrak{o}_M . Let F be a field and $\varphi : \mathbf{Z}[H_1(M)] \rightarrow F$

be a ring homomorphism. For each smooth Spin^c structure $[\mathcal{V}] \in \text{Vect}(M)$, the *Reidemeister-Turaev torsion* of the triple $(M, [\mathcal{V}], \mathfrak{o}_M)$ is defined by

$$\tau^\varphi(M, [\mathcal{V}], \mathfrak{o}_M) = \tau^\varphi(M, \Phi^{-1}([\mathcal{V}]), \mathfrak{o}_M) \in F.$$

In [2], Benedetti and Petronio described the inverse map Φ^{-1} using the notion of *branched standard spines*.

2. Flow-spines and DS-diagrams with E-cycle

2.1. The definition of DS-diagrams with E-cycle. In this section, we recall the notion of *fake surfaces*, *flow-spines*, *DS-diagrams with E-cycle* and *blocks* introduced in [4, 5, 6, 1, 3]. See these papers for the precise definitions.

Let M be a closed orientable 3-manifold. A singular surface P in M is a *fake surface* if each point of it has a neighborhood belonging to one of the three types shown in Figure 1.

By *triangulation* we mean a cellular decomposition of a manifold which consists of tetrahedra, and allows self-adjacencies and multiple adjacencies of tetrahedra.

A fake surface $P \subset M$ is called a *simple spine* if $M \setminus P$ is homeomorphic to an open 3-ball. A spine P is naturally stratified as $V(P) \subset S(P) \subset P$, where $V(P)$ is a set of *vertices* and $S(P)$ is the singular set. A branched spine P is said to be *standard* if this stratification induces a CW-decomposition of P . Remark that the dual decomposition of this cellular decomposition is a one-vertex triangulation of M .

We call a triple $\Delta = (G, \phi, P)$ a *DS-diagram* if it satisfies the following: (i) G is a 3-regular graph (*i.e.* a graph, every vertex of which has degree 3) on a boundary of a closed 3-ball B ; (ii) P is a closed simple spine; (iii) $\phi : S^2 = \partial B \rightarrow P$ is a local homeomorphism; and (iv) $\#\phi^{-1}(\phi(x)) = 2$ ($x \in S^2 \setminus G$), $\#\phi^{-1}(\phi(x)) = 3$ ($x \in G \setminus V(G)$) and $\#\phi^{-1}(\phi(x)) = 4$ ($x \in V(G)$).

Given a DS-diagram Δ , the quotient space $M(\Delta) = B/\phi$ becomes a closed (possibly non-orientable) 3-manifold. We call this manifold the *realized manifold* for Δ , and conversely, Δ a DS-diagram of the 3-manifold $M(\Delta)$.

Let $\Delta = (G, \phi, P)$ be a DS-diagram. A cycle e of G is called an *E-cycle* if it satisfies the following conditions: (i) when we split the sphere as $S^2 \setminus e = \Sigma_1 \cup \Sigma_2$ (two open disks), it satisfies that $\#(e \cap \phi^{-1}(x)) = \#(\Sigma_1 \cap \phi^{-1}(x)) = \#(\Sigma_2 \cap \phi^{-1}(x)) = 1$ for each point x on

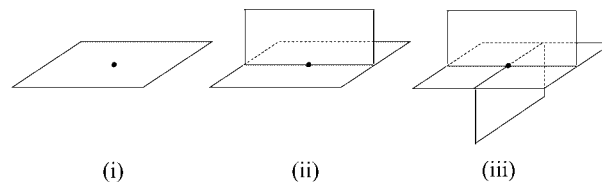


FIGURE 1. Neighborhoods of points in a fake surface.

$S(P) \setminus V(P)$; (ii) $\#(\Sigma_1 \cap \phi^{-1}(x)) = \#(\Sigma_2 \cap \phi^{-1}(x)) = 1$ for each point x on $P \setminus S(P)$; and (iii) $\#(e \cap \phi^{-1}(x)) = 2, \#(\Sigma_1 \cap \phi^{-1}(x)) = \#(\Sigma_2 \cap \phi^{-1}(x)) = 1$ for each point x in $V(P)$. We denote by $\Delta(G, \phi, P; e)$ a DS-diagram with E-cycle e . In this paper, every DS-diagram has an E-cycle.

Let $\Delta(G, \phi, P; e)$ be a DS-diagram with E-cycle. We may assume that $B^3 = \{(x, y, z) \in \mathbf{R}^3 \mid x^2 + y^2 + z^2 \leq 1\}, G \subset S^2 = \partial B^3, e = S^2 \cap \{z = 0\}$. The sphere S^2 is divided by the E-cycle e into two open disks $\Sigma_+ = S^2 \cap \{z > 0\}, \Sigma_- = S^2 \cap \{z < 0\}$. The 3-ball B^3 is always assumed to be given the usual orientation so that it is compatible with the orientation of $S^2 = \partial B^3$, on which an orientation was already fixed by the DS-diagram. We also assume that the orientation on the E-cycle e is compatible with one on S^2 restricted to Σ_+ . Then we can regard $M(\Delta)$ as an *oriented 3-manifold*.

Let $\mathcal{V}_1, \mathcal{V}_2$ be non-singular (*i.e.* nowhere vanishing) vector fields on a closed 3-manifold M . We denote $\mathcal{V}_1 \simeq \mathcal{V}_2$ if \mathcal{V}_1 and \mathcal{V}_2 are homotopic in the class of non-singular vector fields on M . Set $\langle \mathcal{V} \rangle = \{\mathcal{V}_1 \mid \mathcal{V}_1 \text{ is a non-singular vector field on } M \text{ with } \mathcal{V} \simeq \mathcal{V}_1\}$.

DEFINITION 2.1. A vector field on $M(\Delta)$ belonging to the homotopy class $\langle \mathcal{V}(\Delta) \rangle = \langle (-\partial/\partial z)/\phi \rangle$ is called an *accompanying vector field* of Δ .

Since we regard a DS-diagram Δ as a topological object, the vector field $\mathcal{V}(\Delta)$ is not well-defined but its homotopy class $\langle \mathcal{V}(\Delta) \rangle$ is well-defined, hence the smooth Spin^c structure $[\mathcal{V}(\Delta)]$ is also well-defined.

EXAMPLE 2.2. A DS-diagram with E-cycle of Lens space $L(3, 1)$ and its accompanying vector field are drawn in the left-hand side of Figure 2. We usually draw this diagram as in the right one, that is, the graph on the upper-half part of the sphere ∂B^3 . It is shown in [5] that we can reconstruct the whole diagram when we are given this diagram.

The above construction of the pair $(M(\Delta), \langle \mathcal{V}(\Delta) \rangle)$ has a universality due to Theorem 2.3. In fact, this type of DS-diagrams is obtained by cutting the 3-manifold along a *flow-spines* P defined in these papers of Ishii, see also [1].

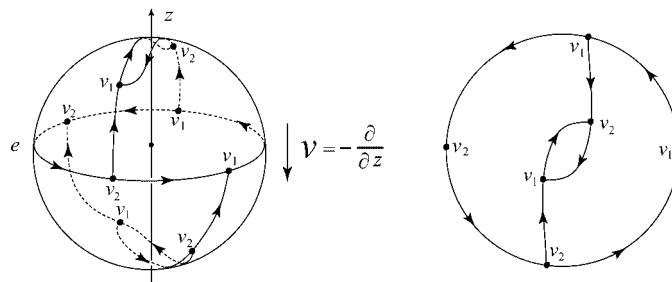


FIGURE 2. A DS-diagram with E-cycle of $L(3, 1)$.

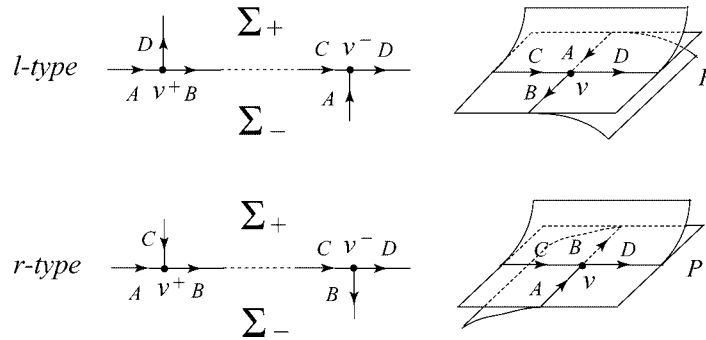


FIGURE 3. Two types of vertex v and the corresponding branching structures of P .

THEOREM 2.3 (Ishii [5]). *Let M be a closed oriented 3-manifold and \mathcal{V} be a non-singular vector field on M . Then there exists such a DS-diagram Δ that admits a diffeomorphism $f : M(\Delta) \rightarrow M$ with $\langle \mathcal{V} \rangle = \langle f_*(\mathcal{V}(\Delta)) \rangle$, where f_* is the push-out induced from f .*

For each vertex v of the spine $P \subset M(\Delta)$, there are exactly two vertices v^+ and v^- on the E-cycle e of the graph G such that $\phi(v^+) = \phi(v^-) = v$. These two vertices are characterized by the condition whether the third edge, which connects to the vertex and is not on e , is on Σ_+ or on Σ_- .

Each vertex $v \in V(P)$ is classified into the two types l and r shown in Figure 3. A code is a map $\gamma_P : V(P) \rightarrow \{l, r\}$ such that $\gamma_P(v) = l$ (resp. r) if v is a vertex of l -type (resp. r -type), refer to [3] for details.

Suppose $V(P)$ consists of n points v_1, v_2, \dots, v_n . A maximal subsequence (in the sense of cyclical order) of $2n$ vertices $v_1^\pm, v_2^\pm, \dots, v_n^\pm$ on the E-cycle each of which has the same sign $+$ (resp. $-$) is called a *positive block* (resp. *negative block*) of $\Delta = (G, f, P; e)$. The *block number* of Δ is defined to be the number of positive blocks, see [3], again, for details.

EXAMPLE 2.4. The block number of the DS-diagram Δ shown in Figure 2 is 2. In fact, the arrangement of the diagram is $v_1^+ v_2^- v_2^+ v_1^-$ and each of the two positive blocks consists of one vertex $\{v_1^+\}$ or $\{v_2^+\}$.

3. The structure of a Heegaard splitting derived from a flow-spine

Given a DS-diagram Δ with E-cycle of block number n of a closed oriented 3-manifold $M = M(\Delta)$, the Heegaard splitting of the manifold M corresponding to the diagram Δ can be obtained as follows. Decompose the manifold $M(\Delta)$ into 4 pieces: The thickened disk $V_3 = D^2 \times [0, 1]$ in B such that $V_3 \cap \Sigma_+ = D^2 \times \{1\}$, where $D^2 \times \{1\} \subset \Sigma_+$ contains every vertex on Σ_+ , the collar neighborhood V_2 in B of $E(G) \cap (\text{Int}\Sigma_+ \setminus D)$, the closure V_1 of the complement of $V_2 \cup V_3$ in the collar $\Sigma_+ \times [0, 1]$ and the closure V_0 of $M(\Delta) \setminus (V_1 \cup V_2 \cup V_3)$.

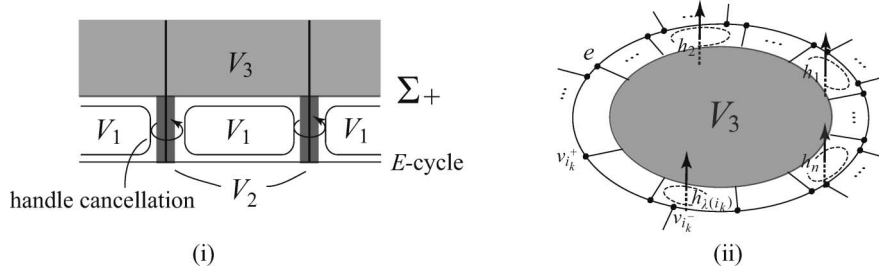


FIGURE 4. The handle cancellation.

Set $U_1 = U_1(\Delta) = V_0 \cup V_1$ and $U_2 = U_2(\Delta) = V_2 \cup V_3$. By the above definition, U_1 and U_2 naturally become handlebodies and $U_1 \cap U_2 = \partial U_1 = \partial U_2$. This means that (U_1, U_2) gives a Heegaard splitting of the manifold $M(\Delta)$. More precisely, the above decomposition defines the handle decomposition of $M(\Delta)$ such that the union of its i -handles is V_i . This Heegaard splitting induces the Heegaard splitting (U_1, U_2) of M of genus n by handle cancellations (cf. [3]), see Figure 4 (i). (These handle cancellations play an important role in the next section.)

4. Presentations of the fundamental group coherent to the Spin^c structure

In this section, we introduce two methods for extracting a presentation of the fundamental group of the realized manifold $M(\Delta)$ of a DS-diagram $\Delta = (G, \phi, P; e)$ with E-cycle.

4.1. A method using Heegaard splittings. Consider the Heegaard splitting (U_1, U_2) of $M(\Delta)$ obtained in the above section.

Let us take the 1-handles h_1, h_2, \dots, h_n from the handlebody U_1 as in Figure 4 (ii) and the remaining 1-handles $h_{i_1}, h_{i_2}, \dots, h_{i_{n_i}}$ ($1 \leq i \leq n$) as in Figure 5. The figure also shows the suffixes of vertices. Recall that the vertices are classified into two types: l -type and r -type. Focus on a vertex $v_{i_k}^+$ ($1 \leq k \leq n_i - 1$). The neighborhood of the vertex v_{i_k} in the branched surface P are shown in Figure 6. In this figure, there is undefined suffix $\lambda(i_k) \in 1, 2, \dots, n$. We can explicitly decide this suffix of the handles on the DS-diagram as shown in Figure 4 (ii).

For the other vertices v_i ($1 \leq i \leq n$) and v_{n_i} ($1 \leq i \leq n$), we also drew their neighborhood in Figure 6 by checking the branching structures from the DS-diagram.

Now let us calculate the fundamental group using the Heegaard splitting (U_1, U_2) . Each 1-handle of U_1 determines the generator of the fundamental group. Let the generators x_i ($1 \leq i \leq n$) and x_{i_k} ($1 \leq i \leq n, 1 \leq k \leq n_i$) of $\pi_1(M)$ correspond to the handles h_i ($1 \leq i \leq n$) and h_{i_k} ($1 \leq i \leq n, 1 \leq k \leq n_i$), respectively, with the shown orientation.

LEMMA 4.1. *The relator system of the fundamental group $\pi_1(M)$ corresponding to the above generator system consists of the elements r_i, r_{i_k} ($1 \leq i \leq n, 1 \leq k \leq n_i$) shown below:*

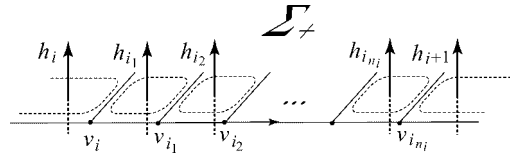


FIGURE 5. The handles $h_{i_1}, h_{i_2}, \dots, h_{i_{n_i}}$.

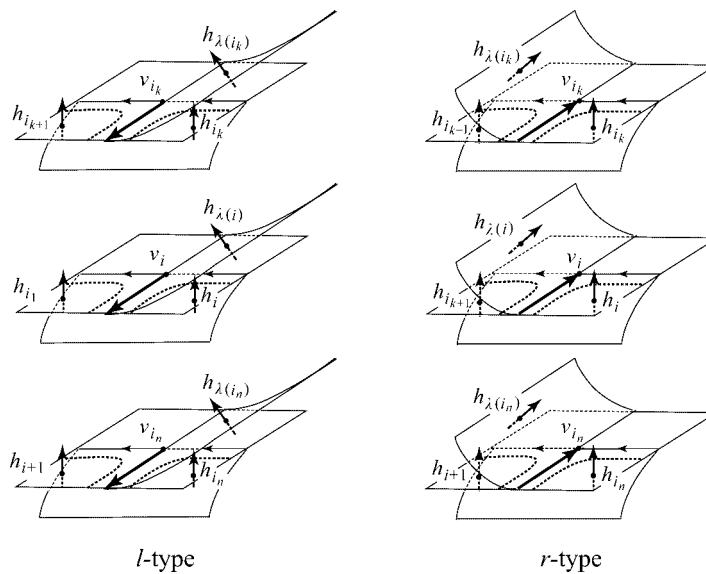


FIGURE 6. The neighborhood of the vertices v_{i_k}, v_i and $v_{i_{n_i}}$.

1. If v_i is *l-type* (resp. *r-type*), $r_i = x_{i_1} x_{\lambda(i)}^{-1} x_i^{-1}$ (resp. $r_i = x_{i_1} x_{\lambda(i)} x_i^{-1}$), that is, $x_{i_1} = x_i x_{\lambda(i)}$ (resp. $x_{i_1} = x_i x_{\lambda(i)}^{-1}$).
2. If v_{i_k} ($1 \leq k \leq n_i - 1$) is *l-type* (resp. *r-type*), then $r_{i_k} = x_{i_{k+1}} x_{\lambda(i_k)}^{-1} x_{i_k}^{-1}$ (resp. $r_{i_k} = x_{i_{k+1}} x_{\lambda(i_k)} x_{i_k}^{-1}$), that is, $x_{i_{k+1}} = x_{i_k} x_{\lambda(i_k)}$ (resp. $x_{i_{k+1}} = x_{i_k} x_{\lambda(i_k)}^{-1}$).
3. If v_{i_n} is *l-type* (resp. *r-type*), then $r_{i_n} = x_{i+1} x_{\lambda(i_n)}^{-1} x_{i_n}^{-1}$ (resp. $r_{i_n} = x_{i+1} x_{\lambda(i_n)} x_{i_n}^{-1}$), that is, $x_{i+1} = x_{i_n} x_{\lambda(i_n)}$ (resp. $x_{i+1} = x_{i_n} x_{\lambda(i_n)}^{-1}$).

PROOF. We can regard $V_2 \subset U_2$ as 2-handles, and by Seifert van-Kampen Theorem, it is clear that the attaching slope on U_1 of each of these 2-handles defines a relator. These attaching slope are drawn in Figure 7. Now, the proposition is clear by Figure 6. \square

PROPOSITION 4.2. *The presentation of $\pi_1(M)$ with respect to the Heegaard splitting (U_1, U_2) has the presentation $\langle x_1, x_2, \dots, x_n \mid R_1, R_2, \dots, R_n \rangle$, here*

$$R_i = x_i x_{\lambda(i)}^{\varepsilon(i)} x_{\lambda(i_1)}^{\varepsilon(i_1)} x_{\lambda(i_2)}^{\varepsilon(i_2)} \dots x_{\lambda(i_n)}^{\varepsilon(i_n)} x_{i+1}^{-1} \quad (1 \leq i \leq n),$$

provided $\varepsilon(j) = 1$ (resp. -1) if v_j is l -type (resp. r -type).

PROOF. This proposition is directly derived from Lemma 4.1 with the handle cancellations. Focus on the relator r_i in Lemma 4.1. Since the relator r_i has the form $x_{i_1} = x_i x_{\lambda(i)}^{\varepsilon(i)}$, where $\varepsilon(i) = 1$ (resp. -1) if v_i is l -type (resp. r -type), we can present the element x_{i_1} using elements in $\{x_i \mid 1 \leq i \leq n\}$. Using the relator r_{i_k} in the same way, we can present the element $x_{i_{k+1}}$ by elements in $\{x_i, x_{i_j} \mid 1 \leq i \leq n, 1 \leq j \leq k\}$. Therefore we get by the inductive argument that all of the generators x_{i_j} ($1 \leq i \leq n, 1 \leq j \leq n_i$) are presented by using x_i ($1 \leq i \leq n$). By regarding the above relators $r_i, r_{i_1}, r_{i_2}, \dots, r_{i_{i_n}}$ as a recurrence formula, we obtain the relator R_i . \square

REMARK 4.3. Each elimination of generators x_{i_j} ($1 \leq j \leq n_i$) by the recurrence formula in the above proof corresponds to the handle cancellation of the Heegaard splitting (U_1, U_2) . The attaching slope of the 2-handle of (U_1, U_2) is drawn in Figure 8.

REMARK 4.4. The above method has no ambiguity of cyclic conjugations of the relators R_1, \dots, R_n , not as in the case where we use Heegaard diagrams only. In fact, we specified the start points of the attaching slopes to read the words of relators in the above argument. This rigidity comes from the point that we are considering not only the 3-manifold M but the Spin^c structure $[\mathcal{V}(\Delta)]$, and the presentation are compatible with $[\mathcal{V}(\Delta)]$. In other

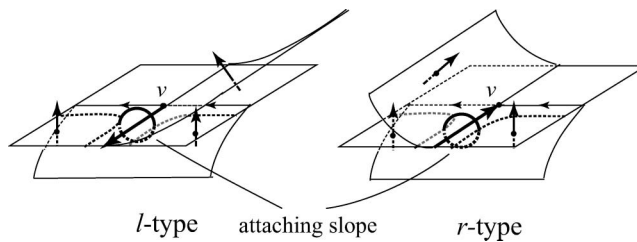


FIGURE 7. The attaching slope of a 2-handle of (U_1, U_2) .

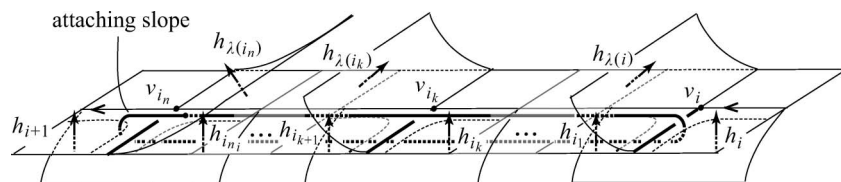


FIGURE 8. An attaching slope of a 2-handle of (U_1, U_2) .

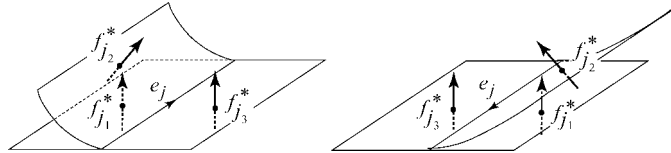


FIGURE 9. The suffixes of faces around the edge e_j .

words, the above presentation is associated to the Spin^c structure $[\mathcal{V}(\Delta)]$. This rigidity plays an important role in the Section 7.

4.2. A method using every face In this section, all branched simple spines are assumed to be standard (*cf.* Section 2.1) for simplicity.

Recall that the structure of $V(P) \subset S(P) \subset P \subset M$ induces a CW-decomposition $X = X(\Delta)$ of the manifold $M = M(\Delta)$. Set $V(P) = \{v_1, v_2, \dots, v_k\}$, $S(P) \setminus V(P) = \{e_1, e_2, \dots, e_l\}$ and $P \setminus S(P) = \{f_1, f_2, \dots, f_m\}$. Each face f_i of P corresponds to the two faces $f_i^+ \subset \Sigma_+$ and $f_i^- \subset \Sigma_-$ on Δ . Let X^* denote the dual complex of X and for each i -cell c of X , the corresponding $(3-i)$ -cell be denoted as c^* . X^* has only one vertex, thus the set of edges f_i^* directly represent the generator system S for the fundamental group $\pi_1(M)$. Orient the edge f_i^* to intersect with f_i from the side of Σ_+ to Σ_- .

Let $[f_i^*]$ denote the generator of the fundamental group $\pi_1(M)$ represented by the oriented loop f_i^* . For each edge $e_j \in E(P)$, there are three faces $f_{j_1}, f_{j_2}, f_{j_3} \in F(P)$ (possibly contain the multiplicity) whose boundaries contain this edge. (Recall the definition of a fake surface.) There are two cases of the branching structure around the edge e_j . We adopt the suffixes shown in Figure 9. The edge e corresponds to a 2-cell e^* of X^* , hence $[f_{j_1}^*][f_{j_2}^*][f_{j_3}^*]^{-1} = 1 \in \pi_1(M)$.

LEMMA 4.5 (Ishii [5]). *In this way, we get a presentation of the fundamental group $\pi_1(M)$ with m generators and l relators.*

$$\langle [f_i^*] (i = 1, 2, \dots, m) \mid [f_{j_1}^*][f_{j_2}^*][f_{j_3}^*]^{-1} (j = 1, 2, \dots, l) \rangle.$$

PROOF. The union $X^{*(0)} \cup X^{*(1)}$ of 0-skeleton $X^{*(0)}$ and 1-skeleton $X^{*(1)}$ of X^* is a bouquet with m loops, and whose fundamental group is a free group $\langle f_1^*, f_2^*, \dots, f_m^* \mid - \rangle$. Then by applying the Seifert van-Kampen Theorem to every 2-cell attaching of each 2-cell e_i^* , we obtain the above presentation of the manifold $M(\Delta)$. \square

5. Diagrams of the maximal abelian covering spaces

Given a DS-diagram Δ with E-cycle, set $M = M(\Delta)$. We use the same notation as in Section 3, 4. Consider the Cayley graph Γ of the homology group $H_1(M)$ with respect to the generating system represented by $\{f_i^* \mid i = 1, 2, \dots, n\}$. Take a copy of Δ for each vertex of the graph Γ . The copy of the diagram Δ corresponding to the vertex g of Γ is denoted by $\Delta_g = (G_g, \phi_g, P_g)$, and the cells of $X(\Delta_g)$ corresponding to Δ_g are denoted by $V(P_g) = \{v_1^g, v_2^g, \dots, v_k^g\}$, $S(P_g) \setminus V(P_g) = \{e_1^g, e_2^g, \dots, e_l^g\}$, $P \setminus S(P_g) = \{f_1^g, f_2^g, \dots, f_m^g\}$ and B_g . Let e_g be the E-cycle of Δ and set $\partial B_g \setminus e_g = \Sigma_+^g \cup \Sigma_-^g$. Set $v_i^{\pm g} = \phi_g^{-1}(v_i) \cap \Sigma_{\pm}$, $e_i^{\pm g} = \phi_g^{-1}(e_i) \cap \Sigma_{\pm}$ and $f_i^{\pm g} = \phi_g^{-1}(f_i) \cap \Sigma_{\pm}$. Let ι_{gh} denote the natural identification map from ∂B_g to ∂B_h .

Now, let us construct the maximal abelian covering space \hat{M} of the manifold M . The faces f_i^{+g} and f_i^{-h} are identified by $\phi_h \circ \iota_{gh}$ if and only if the vertices g and h of the graph Γ are connected by an edge. Let $\hat{\phi}$ denote this identification.

PROPOSITION 5.1. *The maximal abelian covering space \hat{M} is obtained by the following formula:*

$$\hat{M} = \left(\bigcup_{g \in H_1(M)} B_g \right) / \hat{\phi}.$$

6. The spiders associated to Smooth Spin^c structures

Consider a DS-diagram $\Delta = (G, \phi, P; e)$ with an E-cycle. In this section, we give a brief survey of Benedetti-Petronio’s method for constructing a spider associated to the (homotopy class of) vector field(s) $\langle \mathcal{V} \rangle = \langle \mathcal{V}(\Delta) \rangle$ on the realized manifold $M = M(\Delta)$ in our terminology. Assume that P is a standard spine.

Consider the dual complex X^* defined in Section 4.2. Recall that it consists of a 0-cell $\{B^*\}$, 1-cells $\{f_1^*, \dots, f_m^*\}$, 2-cells $\{e_1^*, \dots, e_l^*\}$ and 3-cells $\{v_1^*, \dots, v_k^*\}$ and that this is a one-vertex triangulation of M . Choose the barycenter $\sigma_{c_q^r}$ for each r -cell c_q^r of X^* . It may be assumed to lie on the spine P . Consider a spider consisting of arcs connecting σ to the barycenter of each cell, whose inner points do not intersect with P . We assume that each edge connects to $\sigma_{c_q^r}$ from the one side of P corresponding to Σ_+ . The directions of edges are determined by the dimension r of c_q^r as introduced in Section 1.2. Denote this spider by s^{X^*} . In [2], Benedetti and Petronio determined the inverse map of Turaev’s canonical map $\Phi : \text{Eul}(M) \rightarrow \text{Vect}(M)$, recall Theorem 1.1. In our terminology, the result can be restated as follows.

THEOREM 6.1 (Benedetti-Petronio [2])). *In the above setting, we have $[s^{X^*}] = \Phi^{-1}([\mathcal{V}])$.*

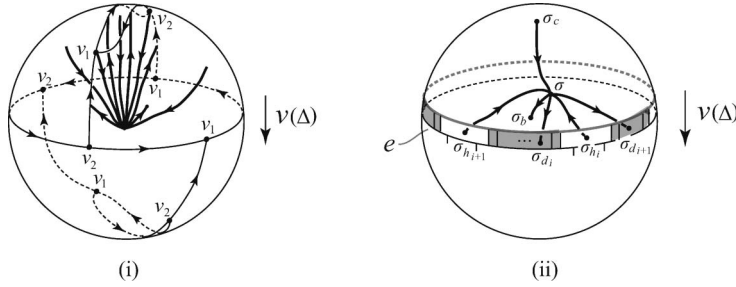


FIGURE 10. The spiders s^{X^*} and s .

EXAMPLE 6.2. Let Δ be a DS-diagram with E-cycle of lens space $L(3, 1)$ shown in Figure 10 (i). The spider s^{X^*} associated to the vector field $\mathcal{V}(\Delta)$ is drawn in this figure.

7. A formula for the Reidemeister-Turaev torsion

In this section, we use the same notation as in Section 3–6.

Let Δ be a DS-diagram of block number n and set $M = M(\Delta)$. The branched spine P is assumed to be standard. As we have seen above, the diagram naturally induces the Heegaard splitting (U_1, U_2) of genus n . This Heegaard splitting induces the cellular structure \mathcal{C} which consists of one 0-cell $C_0 = \{b\}$, n 1-cells $C_1 = \{h_1, \dots, h_n\}$, n 2-cells $C_2 = \{d_1, \dots, d_n\}$ and one 3-cell $C_3 = \{c\}$. Regard $C_*(\hat{\mathcal{C}}) = C_*(\hat{\mathcal{C}}; \mathbf{Z})$ as a $\mathbf{Z}[H_1(M)]$ -module.

Choose the presentation $\langle x_1, \dots, x_n \mid R_1, \dots, R_n \rangle$ of the fundamental group $\pi_1(M)$ obtained in Proposition 4.2. Let $\varphi : \mathbf{Z}[H_1(M)] \rightarrow F^\times$ be a ring homomorphism with $t_i = \varphi(x_i)$. Then we can define the based twisted chain complex C_*^φ

$$\left(0 \rightarrow F \otimes_\varphi C_3(\hat{\mathcal{C}}) \xrightarrow{\partial_2^\varphi} F \otimes_\varphi C_2(\hat{\mathcal{C}}) \xrightarrow{\partial_1^\varphi} F \otimes_\varphi C_1(\hat{\mathcal{C}}) \xrightarrow{\partial_0^\varphi} F \otimes_\varphi C_0(\hat{\mathcal{C}}) \rightarrow 0 \right).$$

Our aim in this section is to find the basis of this chain complex, i.e. the fundamental family of cells of $\hat{\mathcal{C}}$ which corresponds to the smooth Spin^c structure $[\mathcal{V}(\Delta)]$.

Consider the diagram $\{\Delta_g\}_{g \in H_1(M)}$ of the maximal abelian covering space \hat{M} constructed in Section 5. Choose the fundamental family of cells of $\hat{\mathcal{C}}$ as $C_0^\varphi(\hat{\mathcal{C}}) = \langle \hat{b} \rangle$, $C_1^\varphi(\hat{\mathcal{C}}) = \langle \hat{h}_1, \dots, \hat{h}_n \rangle$, $C_2^\varphi(\hat{\mathcal{C}}) = \langle \hat{d}_1, \dots, \hat{d}_n \rangle$ and $C_3^\varphi(\hat{\mathcal{C}}) = \langle \hat{c} \rangle$, where each lift corresponds to Δ_1 .

Take a base point $\sigma \in M$ not lying on the spine P , and barycenters $\sigma_b \in b$, $\sigma_{h_j} \in h_j$, $\sigma_{d_i} \in d_i$, $\sigma_c \in c$ for each cells of \mathcal{C} .

THEOREM 7.1. A combinatorial Spin^c structure $[s^c]$ for X represented by the spider s^c drawn in Figure 10 (ii) corresponds to the smooth Spin^c structure $[\mathcal{V}]$ by the $H_1(M)$ -equivariant bijection Φ introduced in Section 1.2.

PROOF. We will give the $H_1(M)$ -equivariant bijection directly by constructing a common subdivision. Consider the CW-structure \mathcal{C}' induced from the Heegaard splitting (U_1, U_2) which consists of a 0-cell $X_0 = \{b\}$, 1-cells $X_1 = \{h_i \mid 1 \leq i \leq n\} \cup \bigcup_{1 \leq i \leq n} \{h_{i_k} \mid 1 \leq k \leq n_i\}$, 2-cells $X_2 = \{d_i \mid 1 \leq i \leq n\} \cup \bigcup_{1 \leq i \leq n} \{d_{i_k} \mid 1 \leq k \leq n_i\}$ and a 3-cell $X_3 = \{c\}$.

CLAIM 7.2. \mathcal{C}' is a subdivision of \mathcal{C} .

This is clear from their definitions. In fact, we can easily find that $h_{i_k} \subset d_i$ and $d_{i_k} \subset d_i$ for each $1 \leq i \leq n$.

CLAIM 7.3. There exists a common subdivisional cellular decomposition Z of the two complexes X^* and \mathcal{C} , whose unique 0-cell is b .

PROOF OF CLAIM 7.3. By Claim 7.2, it is sufficient to prove that there exists a common subdivisional cellular decomposition of the two complexes X^* and \mathcal{C}' , whose unique 0-cell is b . Focus on the upper-half part of the DS-diagram. Add edges and vertices to the polyhedron P drawn on the diagram along the circle $\partial(V_3 \cup P)$ and denote the resulting polyhedron by P' , see Figure 11.

The polyhedron P' also induces the cellular decomposition Y of M , thus we can consider its dual decomposition Y^* . Note that X^* and Y^* has the natural common subdivision Z such that their 2-skeletons $Z^{(2)}, (X^*)^{(2)}$ and $(Y^*)^{(2)}$ satisfies $|Z^{(2)}| = |(X^*)^{(2)}| \cup |(Y^*)^{(2)}|$ and that the unique 0-cell of Z is b . By the above construction, the cells of \mathcal{C}' and Y^* have the following properties:

1. $h_i = (f'_i)^*$, $h_{i_k} = (f'_{i_k})^*$ ($1 \leq i \leq n$, $1 \leq k \leq n_i$), where f'_i is the face of P' corresponding to the handle h_i , and f'_{i_k} is the face corresponding to the handle h_{i_k} ,
2. $d_i = (e'_i)^*$, $d_{i_k} = (e'_{i_k})^*$ ($1 \leq i \leq n$, $1 \leq k \leq n_i$), where e'_i is the edge of P' corresponding to the 2-handle d_i , and e'_{i_k} is the edge corresponding to the 2-handle d_{i_k} ,
3. Every p -cell ($1 \leq p \leq 3$) of Y^* except for $h_i, h_{i_k}, d_i, d_{i_k}$ ($1 \leq i \leq n, 1 \leq k \leq n_i$) is contained in a 3-cell d .

This means that Y^* is a subdivision of \mathcal{C}' . This follows that Z is a subdivision of \mathcal{C}' .

Let us continue the proof of Theorem 7.1. We denote by s^{X^*} the spider associated to $[Y]$ constructed in Section 6. Take the spiders $s^{\mathcal{C}'}$ and s^Z for \mathcal{C}' and Z , respectively, in the same

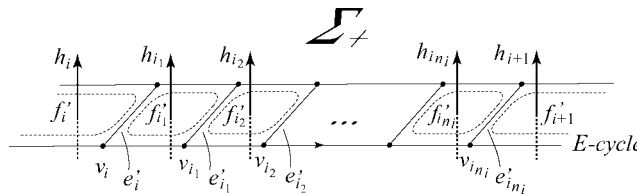


FIGURE 11. The polyhedron P' .

way as s^{X^*} . Choose a lift $\hat{\sigma}$ of the base point σ on $\text{Int}B_0 \subset \hat{M}$. Let \hat{s}^X denote a lift of s^X based on $\hat{\sigma}$. We denote by $\hat{s}^C, \hat{s}^{C'}$ and \hat{s}^Z the lifts of $s^C, s^{C'}$ and s^Z , respectively, chosen in the same way. Recall that these lifts define the fundamental family of cells $S^X, S^C, S^{C'}$ and S^Z .

CLAIM 7.4. $[s^Z] = \Psi_{X^*Z}([s^{X^*}])$.

PROOF OF CLAIM 7.4. Choose a cell $a \in X^*$ and a cell $a' \in Z$ with $|a'| \subset |a|$. By the definition of the map Ψ_{X^*Z} , it is sufficient to prove $|\hat{a}'| \subset |\hat{a}|$, where $\hat{a} \in S^{X^*}$ and $\hat{a}' \in S^Z$ are lifts of a and a' , respectively. The path $p_{a'}$ of s' connecting σ to $\sigma_{a'}$ can be homotopically deformed to the composition of the path p_a of s connecting σ to σ_a and the path $p_{aa'}$ from σ_a to $\sigma_{a'}$ in $|a|$. This deformation is supported in the 3-ball B . Since the lift $\hat{p}_{aa'}$ of $p_{aa'}$ contains $\hat{\sigma}_a$ as an endpoint lying in \hat{a} , we get that $|\sigma_{a'}| \subset |\sigma_a|$.

CLAIM 7.5. $[s^Z] = \Psi_{CZ}[s^C]$.

The proof of this claim is the same as Claim 7.4.

By the above claims, we get $[s^C] \xrightarrow{\Psi_{CZ}} [s^Z] \xrightarrow{\Psi_{X^*Z}^{-1}} [s^{X^*}] \xrightarrow{\Phi} [\mathcal{V}]$, This completes the proof of Theorem 7.1. \square

COROLLARY 7.6. *The fundamental family of cells $\{\hat{b}, \hat{h}_1, \dots, \hat{h}_n, \hat{d}_1, \dots, \hat{d}_n, \hat{c}\}$ of \hat{X} induces the combinatorial Spin^c structure $[s]$.*

PROOF. Choose a lift of the base point σ on $\text{Int}B_0 \subset \hat{M}$. Then the assertion is clear from Theorem 7.1 and the construction of the maximal abelian covering explained in Section 5. \square

Due to the above corollary, it is sufficient to determine the presentation matrices of the boundary operators of the twisted chain complex $C^\varphi(\mathcal{C})$ with respect to the basis $\{\hat{b}, \hat{h}_1, \dots, \hat{h}_n, \hat{d}_1, \dots, \hat{d}_n, \hat{c}\}$ to compute the Reidemeister-Turaev torsion of the pair $(M, [\mathcal{V}])$.

THEOREM 7.7. *The fundamental family of cells $\{\hat{b}, \hat{h}_1, \dots, \hat{h}_n, \hat{d}_1, \dots, \hat{d}_n, \hat{c}\}$ in the maximal abelian covering space \hat{M} induces the following presentation matrices of the boundary operators ∂_i^φ ($0 \leq i \leq 2$):*

$$\partial_0^\varphi = (t_1 - 1 \ \cdots \ t_n - 1), \quad \partial_1^\varphi = \left(\varphi \circ \text{proj} \left(\frac{\partial R_i}{\partial x_j} \right) \right)_{1 \leq i, j \leq n}, \quad \partial_2^\varphi = \begin{pmatrix} \varphi(g_1) - 1 \\ \vdots \\ \varphi(g_n) - 1 \end{pmatrix},$$

where $\frac{\partial}{\partial x_j}$ denotes the Fox's free differential calculus, $\text{proj} : \pi_1(M) \rightarrow H_1(M)$ denotes the canonical projection and the element $g_j \in H_1(M)$ is represented by the dual loop $f_{i_j}^*$ of the face f_{i_j} of the spine P shown in Figure 12. (In the figure, m_i denotes the meridian of the 1-handle h_i for each $1 \leq i \leq n$.)

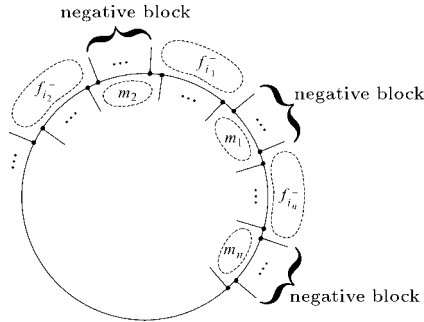


FIGURE 12. The faces f_{i_j} .

PROOF. For simplicity, we determine the presentation matrices for boundary operators of the untwisted chain complex over $\mathbf{Z}[H_1(M)]$

$$(0 \rightarrow C_3(\hat{\mathcal{C}}) \xrightarrow{\partial_2} C_2(\hat{\mathcal{C}}) \xrightarrow{\partial_1} C_1(\hat{\mathcal{C}}) \xrightarrow{\partial_0} C_0(\hat{\mathcal{C}}) \rightarrow 0).$$

The determination of ∂_0 is easy. In fact, each (oriented) 1-cell h_j corresponds to the generator x_j and the two boundary points of \hat{h}_j are $x_j \cdot \hat{b}$ and $-1 \cdot \hat{b}$. This means

$$\partial_0(\hat{h}_j) = (x_j - 1) \cdot \hat{b}.$$

By the construction of the relators R_i , their words are read along the boundary of the lifts \hat{d}_i in the maximal abelian covering space \hat{M} starting from the 0-cell \hat{b} . Thus it is clear from the definition of Fox's free differential calculus that the coefficient of each base \hat{h}_j for the image of \hat{d}_i by the boundary operator ∂_1 becomes $\text{proj}(\frac{\partial R_i}{\partial x_j})$ itself. That is, we get the formula $\partial_1(\hat{d}_i) = \sum_{j=1}^n \text{proj}(\frac{\partial R_i}{\partial x_j}) \cdot \hat{h}_j$, and obtain the explicit presentation of ∂_1 .

Now, let us focus on the boundary operator ∂_2 . As we have seen in Section 5, each face $f_{i_j}^{+1}$ is identified with f^{-g_j} by the identification map \hat{f} . This means that the positive side of 2-cell $g_j \cdot \hat{d}_i$ of $(\hat{\mathcal{C}})$ is attached to the 3-cell \hat{c} , see Figure 13. Then we get the presentation matrix $(g_1 - 1 \cdots g_n - 1)^t$ of the boundary operator ∂_2 . \square

The next formula of the Reidemeister-Turaev torsion immediately follows from the above theorem.

THEOREM 7.8. *Let the twisted chain complex $C_*^\varphi(M)$ be acyclic. Then there exist two indices $1 \leq k, l \leq n$ such that*

$$\tau^\varphi(M, [\mathcal{V}], \mathfrak{o}_M) = (-1)^{k+l+n-1} \text{sign}(\tau(C_*(X; \mathbf{R}))) \frac{\det B_{k,l}}{(t_k - 1)(\varphi(g_l) - 1)} \in F^\times,$$

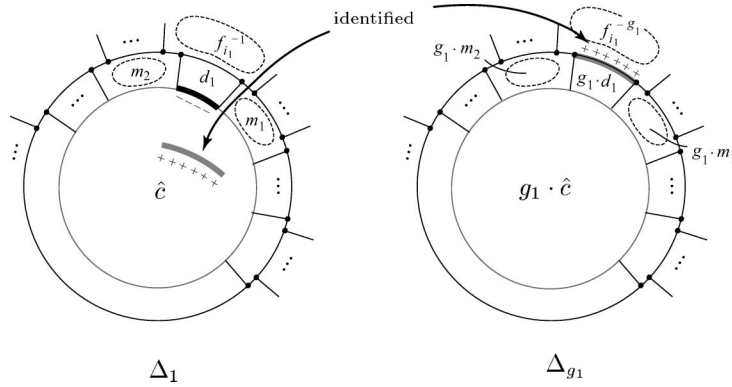


FIGURE 13. The coefficient of d_1 for $\partial_2^\varphi(\hat{b})$ is $\varphi(g_1) - 1$.

where $B_{k,l}$ is the matrix obtained by removing the k -th row and the l -th column from the matrix $\left(\varphi \circ \text{proj}\left(\frac{\partial R_i}{\partial x_j}\right)\right)_{1 \leq i,j \leq n}$, and $C_*(X; \mathbf{R})$ is a chain complex with ordered basis $\{b, h_1, \dots, h_n, d_1, \dots, d_n, c\}$ and homology orientation \mathfrak{o}_M .

PROOF. Set $c_3 = \{\hat{b}\}$, $c_2 = \{\hat{d}_1, \dots, \hat{d}_n\}$, $c_1 = \{\hat{h}_1, \dots, \hat{h}_n\}$, and $c_0 = \{\hat{c}\}$. Since the chain complex $C_*^\varphi(M)$ is acyclic, there exist appropriate bases $b_3 = \{\hat{b}\}$, $b_2 = \{\hat{d}_1, \dots, \hat{d}_{l-1}, \hat{d}_{l+1}, \dots, \hat{d}_n\}$, $b_1 = \{\hat{h}_k\}$, $b_0 = \emptyset$ which satisfy $\dim \partial_i(b_{i+1}) = \dim b_{i+1}$. Then it follows from Theorem 7.7 that

$$\begin{aligned} \tau^\varphi(M, [\mathcal{V}], \mathfrak{o}_M) &= \text{sign}(\tau(C_*(X; \mathbf{R}))) \frac{[\partial_1^\varphi(b_2)b_1/c_1]}{[\partial_0^\varphi(b_1)b_0/c_0][\partial_2^\varphi(b_3)b_2/c_2]} \\ &= \text{sign}(\tau(C_*(X; \mathbf{R}))) \frac{(-1)^{k+n} \det B_{k,l}}{(-1)^{l-1}(t_k - 1)(\varphi(g_l) - 1)} \in F^\times. \end{aligned}$$

□

REMARK 7.9. Recall that the acyclicity of the twisted chain complex $C_*^\varphi(M)$ depends only on the topology of the 3-manifold M and the representation φ , and the Reidemeister-Turaev torsion does not vanish if and only if the chain complex $C_*^\varphi(M)$ is acyclic. Hence the above formula can be applied universally to arbitrary pairs of 3-manifolds and Spin^c structures on them. Compare this result with Turaev’s one, see Chapter VIII Theorem 2.2 in [18].

8. Examples and applications

8.1. Lens spaces. Let M be a Seifert fibered manifold. A vector field on M is said to be *standard* if it is everywhere tangential to a fiber. A Spin^c structure is said to be *standard* if it is represented by a standard vector field.

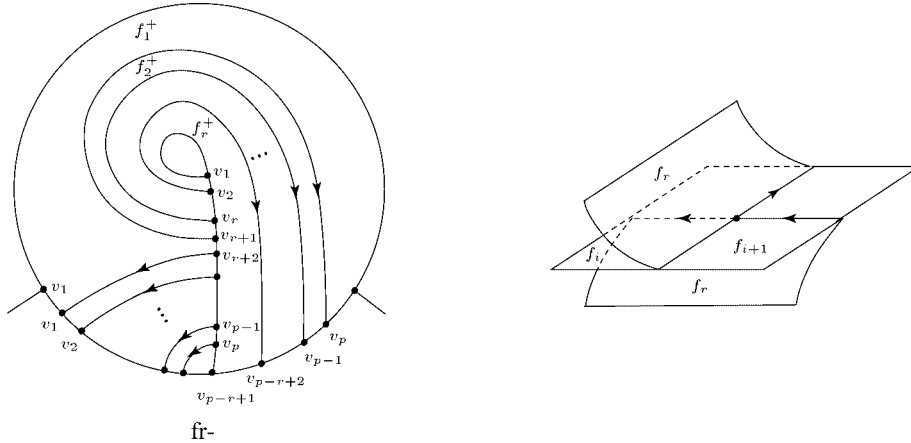


FIGURE 14. DS-diagram of $(L(p, q), [\mathcal{V}])$.

Consider the lens space $L(p, q)$ and a standard Spin^c structure $[\mathcal{V}_{\text{st}}]$ on the manifold. The left-hand side of Figure 14 illustrates a DS-diagram corresponding to the pair $(L(p, q), [\mathcal{V}_0])$, see [3].

Recall that $\pi_1(L(p, q)) = H_1(L(p, q)) = \langle [f_1^*] \mid [f_1^*]^p \rangle$. Each vertex v_i of the spine P is r -type, see the right-hand side of Figure 14 and thus we get by the argument of Proposition 4.2 that $[f_r^*] = [f_1^*]^r$. Let ζ be a primitive p -th root of unity and $\varphi : \mathbf{Z}[H_1(L(p, q))] \rightarrow \mathbf{Q}(\zeta)$ be the ring homomorphism with $\varphi([f_1^*]) = \zeta$. Then we obtain the following presentation matrices of boundary operators modulo $\pm\varphi(H_1(L(p, q)))$: $\partial_2^\varphi = (\zeta^r - 1)$, $\partial_1^\varphi = 0$, $\partial_0^\varphi = (\zeta - 1)$. Then we get

$$\tau^\varphi(L(p, q), [\mathcal{V}_{\text{st}}], \sigma_{L(p, q)}) = \frac{1}{(\zeta - 1)(\zeta^r - 1)} \in \mathbf{C}.$$

Remark that if we substitute ζ^q to ζ in $\frac{1}{(\zeta - 1)(\zeta^r - 1)}$, we get $\frac{1}{(\zeta^q - 1)(\zeta^{qr} - 1)}$. The above shows that the Spin^c structure $[\mathcal{V}]$ on $L(p, 1)$, for example, which has the value $\frac{\zeta^k}{(\zeta - 1)(\zeta - 1)}$ ($0 < k < p$) is not the standard one. This observation allows us to interpret that for lens spaces the Reidemeister-Turaev torsions of standard Spin^c structures are ‘standard’ as values (or polynomials).

QUESTION 8.1. Can the Reidemeister-Turaev torsion of a general Seifert fibered manifold with a *standard* Spin^c structure be interpreted to be ‘standard’ as a value (or a polynomial) in any meaning as above?

8.2. How to use the Reidemeister-Turaev torsion to compare Spin^c structures?

Consider the two manifolds $(M_1, [\mathcal{V}_1])$ and $(M_2, [\mathcal{V}_2])$ equipped with Spin^c structures shown

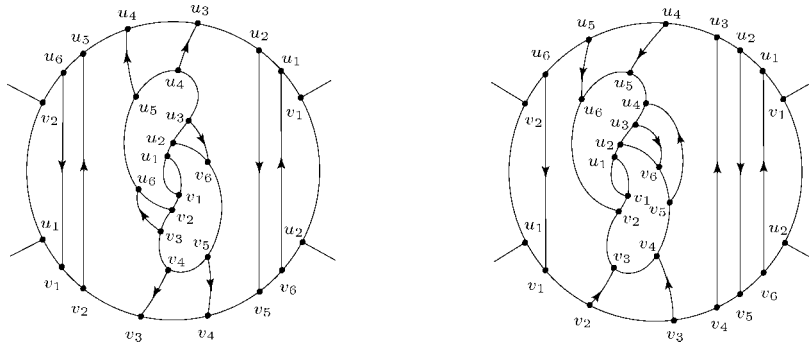


FIGURE 15. DS-diagrams of $(M_1, [\mathcal{V}_1])$ and $(M_2, [\mathcal{V}_2])$.

in Figure 15 . In [7], we explain the strong relationship between DS-diagrams and Heegaard diagrams, and the argument shows that M_1 and M_2 are in fact the same smooth manifold M .

The presentation of $\pi_1(M_1)$ with respect to the left-hand side diagram is

$$\langle x_1, x_2 \mid x_1x_2^{-1}x_1x_2^{-3}x_1x_2^{-1}, x_2x_1^{-1}x_2x_1^{-3}x_2x_1^{-1} \rangle,$$

and that of the right-hand side diagram is

$$\langle y_1, y_2 \mid y_1y_2^{-1}y_1y_2^{-1}y_1^3y_2^{-1}, y_2y_1^{-1}y_2y_1^{-1}y_2^3y_1^{-1} \rangle.$$

In these presentation, the map $x_1 \mapsto y_2^{-1}, x_2 \mapsto y_1^{-1}$ gives an isomorphism.

Set $R_1 = x_1x_2^{-1}x_1x_2^{-3}x_1x_2^{-1}$, $R_2 = x_2x_1^{-1}x_2x_1^{-3}x_2x_1^{-1}$, and $R'_1 = y_1y_2^{-1}y_1y_2^{-1}y_1^3y_2^{-1}$, $R'_2 = y_2y_1^{-1}y_2y_1^{-1}y_2^3y_1^{-1}$. Then the first homology groups are presented as $H_1(M_1) = \langle x_1, x_2 \mid 3x_1 - 5x_2, -5x_1 + 3x_2 \rangle$, $H_1(M_2) = \langle x_1, x_2 \mid -5y_1 + 3y_2, 3y_1 - 5y_2 \rangle$.

By elementary calculation, we get from the above presentation of $H_1(M_1)$ that $o(x_1) = 16$ and $x_2 = 7x_1$, that is, $H_1(M_1) = \langle x_1 \mid x_1^{16} \rangle = \mathbf{Z}/16\mathbf{Z}$. Similarly, we get a relation $y_2 = 7y_1$ and a presentation $H_1(M_2) = \langle y_1 \mid y_1^{16} \rangle = \mathbf{Z}/16\mathbf{Z}$.

Let ζ (resp. ξ) be a primitive 16-th root of unity and let $\varphi : \mathbf{Z}[H_1(M_1)] \rightarrow \mathbf{Q}(\zeta)$ (resp. $\psi : \mathbf{Z}[H_1(M_2)] \rightarrow \mathbf{Q}(\xi)$) be a ring homomorphism such that $\varphi(x_1) = \zeta$ (resp. $\psi(y_1) = \xi$). Set $\zeta_i := \varphi(x_i)$ (hence $\zeta_1 = \zeta$ and $\zeta_2 = \zeta^7$) and $\xi_i = \psi(y_i)$ (hence $\xi_1 = \xi$ and $\xi_2 = \xi^7$) for $i = 1, 2$.

We first compute the torsion $\tau^\varphi(M_1, [\mathcal{V}_1])$. Since $\varphi \circ \text{proj}(\frac{\partial}{\partial x_1}(R_1)) = 1 + \zeta_1\zeta_2^{-1} + \zeta_1^2\zeta_2^{-4} = 1 + \zeta^6 + \zeta^{10}$, the boundary operators are

$$\partial_2^\varphi = \begin{pmatrix} \zeta^7 - 1 \\ \zeta - 1 \end{pmatrix}, \quad \partial_1^\varphi = \begin{pmatrix} 1 + \zeta^6 + \zeta^{10} & * \\ * & * \end{pmatrix}, \quad \partial_0^\varphi = (\zeta - 1 \quad \zeta^7 - 1).$$

Set $c_3 = \{\hat{b}\}$, $c_2 = \{\hat{d}_1, \hat{d}_2\}$, $c_1 = \{\hat{h}_1, \hat{h}_2\}$, $c_0 = \{\hat{c}\}$ and $b_3 = \{\hat{b}\}$, $b_2 = \{\hat{d}_1\}$, $b_1 = \{\hat{h}_2\}$, $b_0 = \emptyset$. Then

$$\tau^\varphi(M_1, [\mathcal{V}_1]) = \frac{[\partial^\varphi(b_2)b_1/c_1]}{[\partial^\varphi(b_1)b_0/c_0][\partial^\varphi(b_3)b_2/c_2]} = \frac{1 + \zeta^6 + \zeta^{10}}{(\zeta - 1)(\zeta^7 - 1)} \in \mathbf{Q}(\zeta)^\times / \pm 1.$$

Let us next compute the torsion $\tau^\psi(M_2, [\mathcal{V}_2])$, where \mathcal{V}_2 is the vector field on M_2 accompanying the DS-diagram. Then we have $\psi \circ \text{proj}(\frac{\partial}{\partial y_2}(R'_1)) = -\xi_1 \xi_2^{-1}(1 + \xi_1 \xi_2^{-1} + \xi_1^4 \xi_2^{-2}) = -\xi^{10}(1 + \xi^6 + \xi^{10})$. Hence the boundary operators are

$$\partial_2^\psi = \begin{pmatrix} \xi^{-1} - 1 \\ \xi^{-7} - 1 \end{pmatrix}, \quad \partial_1^\psi = \begin{pmatrix} * & * \\ -\xi^{10}(1 + \xi^6 + \xi^{10}) & * \end{pmatrix}, \quad \partial_0^\psi = (\xi - 1\xi^7 - 1).$$

Set $c'_3 = \{\hat{b}\}$, $c'_2 = \{\hat{d}_1, \hat{d}_2\}$, $c'_1 = \{\hat{h}_1, \hat{h}_2\}$, $c'_0 = \{\hat{c}\}$ and $b'_3 = \{\hat{b}\}$, $b'_2 = \{\hat{d}_1\}$, $b'_1 = \{\hat{h}_1\}$, $b'_0 = \emptyset$.

$$\tau^\psi(M_2, [\mathcal{V}_2]) = \frac{[\partial^\psi b'_2 b'_1 / c'_1]}{[\partial^\psi b'_1 b'_0 / c'_0][\partial^\psi b'_3 b'_2 / c'_2]} = \frac{\xi(1 + \xi^6 + \xi^{10})}{(\xi - 1)(\xi^7 - 1)} \in \mathbf{Q}(\xi)^\times / \pm 1.$$

Assume that $(M_1, [\mathcal{V}_1]) \cong (M_2, [\mathcal{V}_2])$, that is, there exists a diffeomorphism $f : M_2 \rightarrow M_1$ such that $f_*(\mathcal{V}_2)$ and \mathcal{V}_1 are homologous in the class of non-singular vector fields on M_1 . Then there is an integer m ($1 \leq m < 16$) coprime to 16 such that $\varphi \circ f_\#(y_1) = \zeta^m$ and that

$$(1) \quad \frac{1 + \zeta^6 + \zeta^{10}}{(\zeta - 1)(\zeta^7 - 1)} = \frac{\zeta^m(1 + \zeta^{6m} + \zeta^{10m})}{(\zeta^m - 1)(\zeta^{7m} - 1)} \in \mathbf{Q}(\zeta)^\times / \pm 1.$$

We can assume without loss of generality that $\zeta = \exp\left(\frac{2\pi\sqrt{-1}}{16}\right)$. We check which $m \in \{1, 3, 5, 7, 9, 11, 13, 15\}$ satisfies the formula (1).

In the case where $m = 1$, $m = 7$, $m = 9$ and $m = 15$, the right side of (1) are $\frac{\zeta(1+\zeta^6+\zeta^{10})}{(\zeta-1)(\zeta^7-1)}$, $\frac{\zeta^7(1+\zeta^6+\zeta^{10})}{(\zeta-1)(\zeta^7-1)}$, $\frac{\zeta(1+\zeta^6+\zeta^{10})}{(\zeta-1)(\zeta^7-1)}$ and $\frac{\zeta^7(1+\zeta^6+\zeta^{10})}{(\zeta-1)(\zeta^7-1)}$, respectively. Since the complex number $\frac{1+\zeta^6+\zeta^{10}}{(\zeta-1)(\zeta^7-1)}$ is not zero, and since $\arg(\zeta)$, and $\arg(\zeta^7)$ are not equal to 0 modulo π , we get $\arg\left(\frac{1+\zeta^6+\zeta^{10}}{(\zeta-1)(\zeta^7-1)}\right) \neq \arg\left(\frac{\zeta^{11m}(1+\zeta^{6m}+\zeta^{10m})}{(\zeta^m-1)(\zeta^{7m}-1)}\right)$ modulo π . Therefore in this case, (1) is not formulated. In the other cases, the right side of (1) is $\frac{\zeta^m(1+\zeta^2+\zeta^{14})}{(\zeta^3-1)(\zeta^5-1)}$.

$$\left| \frac{1 + \zeta^6 + \zeta^{10}}{(\zeta - 1)(\zeta^7 - 1)} \right| = \frac{|1 + \zeta^6 + \zeta^{10}|}{|\zeta - 1||\zeta^7 - 1|} = \frac{\sqrt{2} - 1}{4 \sin \frac{\pi}{16} \sqrt{1 - \sin^2 \frac{\pi}{16}}} = 0.541196 \dots$$

$$\left| \frac{1 + \zeta^2 + \zeta^{14}}{(\zeta^3 - 1)(\zeta^5 - 1)} \right| = \frac{|1 + \zeta^2 + \zeta^{14}|}{|\zeta^3 - 1||\zeta^5 - 1|} = \frac{\sqrt{2} + 1}{4 \sin \frac{3\pi}{16} \sqrt{1 - \sin^2 \frac{3\pi}{16}}} = 0.785694 \dots$$

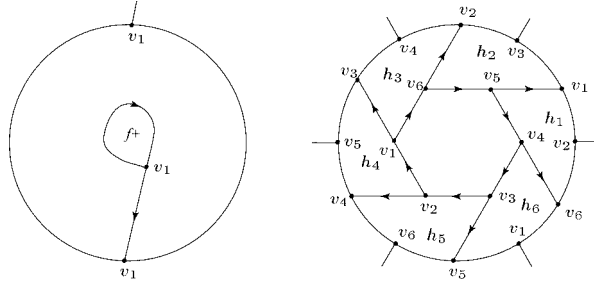


FIGURE 16. The Hopf flow on S^3 and the 6-fold cyclic branched covering space M .

Hence we get in this case $\left| \frac{1+\zeta^6+\zeta^{10}}{(\zeta-1)(\zeta^7-1)} \right| \neq \left| \frac{\zeta^{11m}(1+\zeta^{6m}+\zeta^{10m})}{(\zeta^m-1)(\zeta^{7m}-1)} \right|$. This means there is no integer which satisfies the formula (1). This is a contradiction. Therefore we can conclude $(M, [\mathcal{V}_1]) \not\cong (M, [\mathcal{V}_2])$ although M_1 is diffeomorphic to M_2 .

8.3. Cyclic branched covering Let \mathcal{V}_0 be the Hopf vector field in the 3-sphere S^3 . The diagram of (S^3, \mathcal{V}_0) is shown in the left-hand side of Figure 16, and the knot K is the dual loop f^* of the face f . Consider the 6-fold cyclic covering space M branched over $K \subset S^3$ and the non-singular vector field \mathcal{V} on M induced from \mathcal{V}_0 . Note that the flow \mathcal{V} defines the Seifert fibration of M . The homology group $H_1(M)$ can be presented as follows:

$$\langle x_i \ (1 \leq i \leq 6) \mid x_i - x_{i+1} - x_{i+5} \ (1 \leq i \leq 6) \rangle = \mathbf{Z}x_1 \oplus \mathbf{Z}x_2 = \mathbf{Z} \oplus \mathbf{Z},$$

here the suffixes are mod 6. Let $\varphi : \mathbf{Z}[H_1(M)] = \mathbf{Z}[\mathbf{Z} \oplus \mathbf{Z}] \rightarrow Q(\mathbf{Z} \oplus \mathbf{Z})$ be the canonical map for the maximal abelian torsion and set $t_1 = \varphi(x_1), t_2 = \varphi(x_2)$, see [17]. By the same argument in the above examples, we get the presentation matrix of the boundary operators:

$$\partial_2^\varphi = \begin{pmatrix} t_1^{-1} - 1 \\ t_2^{-1} - 1 \\ t_1 t_2^{-1} - 1 \\ t_1 - 1 \\ t_2 - 1 \\ t_1^{-1} t_2 - 1 \end{pmatrix}, \quad \partial_1^\varphi = \begin{pmatrix} 1 & -t_1^{-1} t_2 & 0 & 0 & 0 & -1 \\ -1 & 1 & t_1^{-1} & 0 & 0 & 0 \\ 0 & -1 & 1 & t_2^{-1} & 0 & 0 \\ 0 & 0 & -1 & 1 & -t_1 t_2^{-1} & 0 \\ 0 & 0 & 0 & -1 & 1 & -t_1 \\ -t_2 & 0 & 0 & 0 & -1 & 1 \end{pmatrix},$$

$$\partial_0^\varphi = \left(t_1 - 1 \quad t_2 - 1 \quad t_1^{-1} t_2 - 1 \quad t_1^{-1} - 1 \quad t_2^{-1} \quad t_1 t_2^{-1} - 1 \right),$$

and the Reidemeister-Turaev torsion is

$$\tau^\varphi(M, [\mathcal{V}]) = \pm \frac{\det \begin{pmatrix} 1 & t_1^{-1} & 0 & 0 & 0 \\ -1 & 1 & t_2^{-1} & 0 & 0 \\ 0 & -1 & 1 & -t_1 t_2^{-1} & 0 \\ 0 & 0 & -1 & 1 & -t_1 \\ 0 & 0 & 0 & -1 & 1 \end{pmatrix}}{(t_1^{-1} - 1)(t_1 - 1)} = \pm \frac{(1 - t_1^{-1})(1 - t_1)}{(t_1^{-1} - 1)(t_1 - 1)} = \pm 1.$$

This implies the Seiberg-Witten invariant $SW_M([\mathcal{V}])$ of the Spin^c structure $[\mathcal{V}]$ is ± 1 , following the relation $SW_M = \pm T_M$, where $T_M : \text{Eul}(M) \rightarrow \mathbf{Z}$ is the *torsion function*, by Turaev [15, 16].

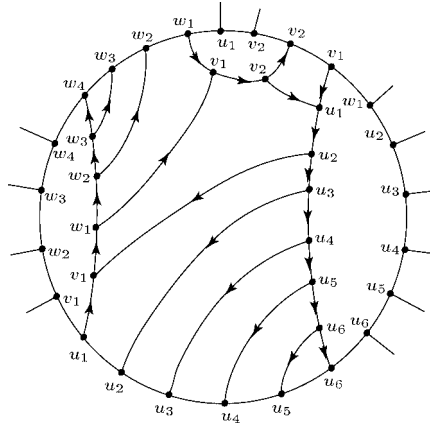
8.4. Torsions of standard Spin^c structures. The article [13] introduced an algorithm to obtain a DS-diagram of a standard vector field on an arbitrary closed Seifert fibered 3-manifold starting from its Seifert invariant. The algorithm is based on the fact that any Seifert fibered manifold is constructed by gluing pieces each of which is homeomorphic to either $(S^2 \setminus \bigsqcup_{i=1}^3 \text{Int}D_i) \times S^1$, $((S^1 \times S^1) \setminus \bigsqcup_{i=1}^3 \text{Int}D_i) \times S^1$ or a fibered torus, where D_1, D_2 and D_3 are mutually disjoint closed disk in the surface. Then a DS-diagram is obtained by gluing the diagrams corresponding to the pieces. Combining this result and our above construction, we have the following:

COROLLARY 8.2. *We can compute the Reidemeister-Turaev torsion of a closed oriented Seifert fibered manifold $M(F, b; (p_1, q_1), \dots, (p_n, q_n))$ with a standard Spin^c -structure in an algorithmic way.*

We give an example. Consider the Seifert fibered manifold $M := M(S^2, -1; (3, 1), (5, 1), (7, 1))$, i.e. the Seifert fibered manifold with base manifold S^2 , obstruction class -1 and singular fibers of types $(3, 1), (5, 1)$ and $(7, 1)$. Let \mathcal{V}_{st} be a standard flow on M . Then the DS-diagram of $(M, [\mathcal{V}_{st}])$ shown in 17 is obtained by using the algorithm of [13], see also [3, Theorem 4.3]. The fundamental group of the manifold M has the presentation $\langle x_1, x_2, x_3 \mid x_1 x_3 x_2^{-2}, x_2 x_1 x_3^{-4}, x_3 x_2 x_1^{-6} \rangle$ and hence we get $H_1(M) = \langle x_1, x_2, x_3 \mid x_1 + x_2 - 4x_3, -6x_1 + x_2 + x_3, x_1 - 2x_2 + x_3 \rangle = \langle x_1 \mid x_1^{34} \rangle = \mathbf{Z}/34\mathbf{Z}$, $x_2 = 25x_1$ and $x_3 = 15x_1$.

Let ζ be a primitive 34-th root of unity and let $\varphi : \mathbf{Z}[H_1(M)] \rightarrow \mathbf{Q}(\zeta)$ be a ring homomorphism such that $\varphi(x_1) = \zeta$. The boundary operators of the twisted chain complex $C^\varphi(M)$ are given by:

$$\partial_2^\varphi = \begin{pmatrix} \zeta^{25} - 1 \\ \zeta^{15} - 1 \\ \zeta - 1 \end{pmatrix}, \quad \partial_1^\varphi = \begin{pmatrix} 1 & \zeta^{25} & * \\ -(1 + \zeta^{25}) & 1 & * \\ * & * & * \end{pmatrix}, \quad \partial_0^\varphi = (\zeta - 1 \quad \zeta^{25} - 1 \quad \zeta^{15} - 1).$$

FIGURE 17. DS-diagram of $(M(S^2, -1; (3, 1), (5, 1), (7, 1)), [\mathcal{V}_{st}])$.

Due to Theorem 7.8, we get the Reidemeister-Turaev torsion

$$\tau^\varphi(M, [\mathcal{V}_{st}]) = \pm \frac{\det \begin{pmatrix} 1 & \zeta^{25} \\ -(1 + \zeta^{25}) & 1 \end{pmatrix}}{(\zeta - 1)(\zeta^{15} - 1)} = \pm \frac{1 + \zeta^{16} + \zeta^{25}}{(\zeta - 1)(\zeta^{15} - 1)} \in \mathbf{Q}(\zeta)^\times / \pm 1.$$

ACKNOWLEDGEMENT. I would like to thank Ippei Ishii for invaluable advice. I am also grateful to Hiroshi Goda, Masaharu Ishikawa, Teruaki Kitano, Takayuki Morifuji for helpful conversations. The author is supported by Research Fellowships of the Japan Society for the Promotion of Science for Young Scientists.

References

- [1] R. BENEDETTI and C. PETRONIO, *Branched Standard Spines of 3-manifolds*, Springer “Lecture Notes in Mathematics **1653**”, 1997.
- [2] R. BENEDETTI and C. PETRONIO, Reidemeister-Turaev torsion of 3-dimensional Euler structures with simple boundary tangency and pseudo-Legendrian knots, *Manuscripta Math.* **106** (2001), 13–74.
- [3] M. ENDOH and I. ISHII, A new complexity for 3-manifolds, *Japanese J. Math.* **31** (2005), 131–156.
- [4] H. IKEDA, DS-diagrams with E-cycle, *Kobe J. Math.* **3** (1986), 103–112.
- [5] I. ISHII, Flows and spines, *Tokyo J. Math.* **9** (1986), 505–525.
- [6] I. ISHII, Combinatorial construction of a non-singular flow on a 3-manifold, *Kobe J. Math.* **3** (1987), 201–208.
- [7] Y. KODA, A Heegaard-type presentation of branched spines and Reidemeister-Turaev torsion, preprint.
- [8] G. MENG and C. H. TAUBES, \underline{SW} = Milnor torsion, *Math. Res. Lett.* **3** (1996), 137–147.
- [9] L. I. NICOLAESCU, *The Reidemeister Torsion of 3-Manifolds*, Walter de Gruyter, 2003.
- [10] P. OZSVÁTH and Z. SZABÓ, Holomorphic disks and topological invariants for closed 3-manifolds, *Ann. of Math.* **159** (2004), no. 3, 1027–1158.
- [11] P. OZSVÁTH and Z. SZABÓ, Holomorphic disks and 3-manifold invariants: properties and applications, *Ann. of Math.* **159** (2004), no. 3, 1159–1245.
- [12] D. ROLFSEN, *Knots and Links*, Math. Lect. Ser. **7**, Publish or Perish, Berkeley, California, 1976.

- [13] T. TANIGUCHI, K. TSUBOI and M. YAMASHITA, Systematic singular triangulations for all Seifert manifolds, *Tokyo J. Math.* **28** (2005), 539–581.
- [14] V. TURAEV, Euler structure, nonsingular vector fields, and Reidemeister-type torsions, *Math. USSR-Izv.* **34** (1990), 627–662.
- [15] V. TURAEV, Torsion invariants of Spin^c -structures on 3-manifolds, *Math. Res. Lett.* **4** (1997), 679–695.
- [16] V. TURAEV, A combinatorial formulation for the Seiberg-Witten invariants of 3-manifolds, *Math. Res. Lett.* **5** (1998), 583–598.
- [17] V. TURAEV, *Introduction to Combinatorial Torsion*, Birkhäuser, 2001.
- [18] V. TURAEV, *Torsions of 3-dimensional Manifolds*, Birkhäuser, 2002.

Present Address:

DEPARTMENT OF MATHEMATICS,
KEIO UNIVERSITY,
HIYOSHI, KOHOKU-KU, YOKOHAMA, 223–8522 JAPAN.
e-mail: koda@math.keio.ac.jp