

Research Article

Hopf-Bifurcation Analysis of Pneumococcal Pneumonia with Time Delays

Fulgensia Kamugisha Mbabazi ¹, Joseph Y. T. Mugisha,² and Mark Kimathi³

¹Department of Mathematics, Pan African University Institute of Basic Sciences, Technology and Innovation, P.O. Box 62000–00200, Nairobi, Kenya

²Department of Mathematics, Makerere University, P.O. Box 7062, Kampala, Uganda

³Department of Mathematics, Statistics and Actuarial Sciences, Machakos University, P.O. Box, 136–90100, Machakos, Kenya

Correspondence should be addressed to Fulgensia Kamugisha Mbabazi; fmababazi@gmail.com

Received 12 September 2018; Accepted 18 December 2018; Published 3 February 2019

Academic Editor: Roberto Barrio

Copyright © 2019 Fulgensia Kamugisha Mbabazi et al. This is an open access article distributed under the Creative Commons Attribution License, which permits unrestricted use, distribution, and reproduction in any medium, provided the original work is properly cited.

In this paper, a mathematical model of pneumococcal pneumonia with time delays is proposed. The stability theory of delay differential equations is used to analyze the model. The results show that the disease-free equilibrium is asymptotically stable if the control reproduction ratio R_0 is less than unity and unstable otherwise. The stability of equilibria with delays shows that the endemic equilibrium is locally stable without delays and stable if the delays are under conditions. The existence of Hopf-bifurcation is investigated and transversality conditions are proved. The model results suggest that, as the respective delays exceed some critical value past the endemic equilibrium, the system loses stability through the process of local birth or death of oscillations. Further, a decrease or an increase in the delays leads to asymptotic stability or instability of the endemic equilibrium, respectively. The analytical results are supported by numerical simulations.

1. Introduction

Worldwide, pneumococcal pneumonia disease continues to be a major cause of morbidity and mortality in persons of all ages and the leading cause of bacterial childhood disease, despite a century of study and the development of antibiotics and vaccination [1, 2]. Pneumococci are different, with 90 recognized serotypes; several of these serotypes are capable of causing invasive disease [3]. Pneumococcal pneumonia infections may follow a viral infection, like a cold or flu (influenza) [4], and cause the following types of illnesses depending on the affected part of the body: invasive pneumococcal diseases (IPD) such as meningitis, bacteremia, and bacteremic pneumonia; lower respiratory tract infections (e.g., pneumonia), and upper respiratory tract infections (e.g., otitis media and sinusitis) [5]. The wide spread of the disease may be promoted by potentially asymptomatic persons (incubation individuals) [6, 7] and an individual remains in the exposed class for a certain latent period prior to becoming infective [8, 9].

Diseases exhibit a lot of economic burden including productivity loss, health care related expenses, losses due to disease related mortality, and loss of employment [10]. Globally, an estimated 14.5 million episodes of serious pneumococcal disease occur each year among children under 5 years of age, resulting in approximately 500,000 deaths [11], most of which occur in low and middle-income countries [12, 13]. Pneumonia is the most common form of severe pneumococcal disease, accounting for 15 % of all deaths of children under 5 years and killing an estimated 922,000 in 2015, and is the leading cause of death in this age group [14].

Vaccination is a highly efficient means of preventing diseases and death [15]. A vaccine consists of a killed or weakened form or derivative of the infectious germ. Once administered to a healthy person, the vaccine activates an immune response and makes the body to assume that it is being attacked by a specific organism [16]. Decrease of invasive pneumococcal disease (IPD) has been managed by pneumococcal conjugate vaccines (PCVs), and they are among the many ongoing stories of vaccine successes around

TABLE 1: Description of variables.

Variable	Description	[unit]
$S(t)$	Number of susceptible individuals at time t	individual
$V(t)$	Number of vaccinated individuals at time t	individual
$E(t)$	Number of asymptomatic individuals at time t	individual
$C(t)$	Number of individuals with one serotype not covered by the vaccine	individual
$I(t)$	Number of infectious individuals at time t	individual

the world. One dose of vaccine does not protect all receivers because vaccine-induced immunity is lost after some period of time [17, 18].

Time delays are significant in the transmission process of epidemics and arise due to delayed feedback especially the period for waning vaccine-induced immunity, latent period of infection, the infectious period, and the immunity period [19–21]. Among the mathematical tools currently used, delay differential models with time delay have attracted attention in the field of science especially modeling infectious diseases. Delays change the dynamical systems' stability by giving rise to Hopf-bifurcations [19, 22]. Works done by researchers, for example, [8, 23–26], demonstrate the role played by time delays in different capacities in controlling the spread of infectious diseases. Sharma et al. [27] discussed avian influenza transmission dynamics with two discrete time delays as incubation periods of avian influenza in the human and avian populations and found out that increment in time delays occurrence results into decrease in infected human population.

In this paper, we explore the effect of two delays on pneumococcal pneumonia disease. We incorporate a time delay in the latent class because there is delayed time from the time an individual is infected and when one becomes infectious. A second time delay of seeking medical care is included in the infectious class. Not seeking medical attention leaves individuals' behaviors unchanged not to respond to existing control measures and more individuals become infected.

This paper is organized as follows. In Section 2, we present the description and formulation of the time delay model of pneumococcal pneumonia dynamics. In Section 3, we present the stability of the steady states. Existence of Hopf-bifurcation is presented in Section 4. In Section 5, numerical simulations and results of the model are presented to support the analytical findings; a discussion is given in Section 6.

2. Model Description and Formulation

We formulate a model for the dynamics of the bacterial pneumonia (pneumococcal) in a human population with the total population size at time t , denoted by $N(t)$. The population is subdivided into six mutually exclusive epidemiological classes: susceptible, vaccinated, exposed, carrier, and infected denoted by $S(t)$, $V(t)$, $E(t)$, $C(t)$, and $I(t)$, respectively. The mathematical formulation adopts a mass-action incidence because it is important in deciding the dynamics of epidemic models [36], where the contact rate depends on the size of the total human population [37]. We assume a continuous

vaccination strategy that is received by the recruited susceptible individuals at a rate ν and that vaccination does not affect the infectious [38]. We assume vaccination is not 100% efficient, which means there is a chance of being infectious or carrier in small proportions and the force of infection for the vaccinated class is $\vartheta\beta I(t)$, where $0 \leq \vartheta < 1$ is the proportion of the serotype not covered by vaccine [39]. The increase in the number of susceptible individuals comes from a constant recruitment b through birth or migration and recovery of individuals. Several vaccines wane with time, and so vaccinated individuals return to the susceptible compartment, at a waning rate ζ . The susceptible individuals become infected through a force of infection $\beta I(t)$ and move to the latent class $E(t)$.

The latent class, $E(t)$, accounts for a time delay $\tau_1 > 0$ of the exposed individuals, i.e., the period between the time of an infection onset and the time of developing pneumococcal clinical symptoms (assume that an individual is infectious upon exposure to influenza A disease that promotes severe pneumococcal pneumonia). The probability (survivorship function) of an individual surviving the natural mortality through the latent period $[t - \tau_1, t]$ is $e^{-\mu\tau_1}$ and exposed individuals transfer to the infectious class at a rate γ . Individuals in the carrier class $C(t)$ become symptomatic and join the infected class at a rate ρ .

The infectious class $I(t)$ accounts for a time delay $\tau_2 > 0$: the time taken by infected individuals to seek medical care. We assume that infected individuals who survive the natural mortality through the infectious period $[t - \tau_2, t]$ have a survivorship function $e^{-\mu\tau_2}$. Moreover, infected individuals that delay to seek medical care die of pneumococcal pneumonia at a rate δ . Infectious individuals upon recovery transfer to the susceptible class at a rate ϕ . All classes exhibit a per capita natural mortality rate μ .

The description of model variables and parameters is summarized in Tables 1 and 2.

The compartmental diagram of the model is shown in Figure 1.

Based on the description of model variables, parameters, and assumptions in Tables 1 and 2., the dynamics of the model are governed by the following differential equations:

$$\dot{S}(t) = b + \zeta V(t) + \phi I(t) - (\nu + \mu + \beta I(t)) S(t),$$

$$\dot{V}(t) = \nu S(t) - (\mu + \zeta) V(t) - \beta_1 I(t) V(t),$$

$$\dot{E}(t) = \beta I(t) S(t) - \gamma e^{-\mu\tau_1} E(t - \tau_1) - \mu E(t),$$

$$\dot{C}(t) = \beta_1 I(t) V(t) - (\rho + \mu) C(t),$$

TABLE 2: Description of parameters.

Parameter	Description	value/unit	Source
b	Recruitment rate	22 day^{-1}	estd
ν	Effective vaccination rate	2.53×10^{-5}	[28]
γ	Transfer rate from E to I class	$3.3333 \times 10^{-1} \text{ day}^{-1}$	assumed
μ	Natural mortality rate from causes unrelated to the infection	2.0547×10^{-3}	[29]
δ	Disease-induced mortality rate	$3.3 \times 10^{-1} \text{ day}^{-1}$	[30]
ρ	Progression rate from C to I class	$1.096 \times 10^{-2} \text{ day}^{-1}$	[31]
ϕ	Per capita rate of recovery	$3.5714 \times 10^{-2} \text{ day}^{-1}$	[32]
ζ	Waning rate of vaccine	$5.4794 \times 10^{-4} \text{ day}^{-1}$	[32]
ϑ	Proportion of the sero-type not covered by vaccine	0.54	[33]
β	Transmission coefficient	$1.0102 \times 10^{-4} \text{ day}^{-1}$	assumed
τ_1	Delay for the incubating individuals	1–3 days	[34]
τ_2	Delay in seeking medical care	2 days	[35]

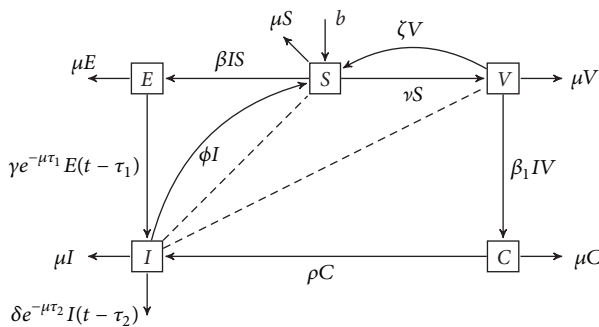


FIGURE 1: A schematic diagram showing the dynamics of pneumococcal pneumonia. The dotted lines represent contacts made by individuals in the respective classes and the solid lines show transfer from one class to another.

$$\begin{aligned} \dot{I}(t) = & \rho C(t) + \gamma e^{-\mu\tau_1} E(t - \tau_1) - \delta e^{-\mu\tau_2} I(t - \tau_2) \\ & - (\mu + \phi) I(t), \end{aligned} \tag{1}$$

where $\beta_1 = \vartheta\beta$.

2.1. Positivity of Solutions. System (1) is a representation of the dynamics of the human populations; thus it is required that all solutions are nonnegative. We use the approach of Bodna [40] and Yang et al. [41]; we let C be a Banach space of continuous real valued functions $\psi : [-\tau, 0] \rightarrow \mathbb{R}_+^5$ equipped with the supremum norm, $\|\psi\|_C = \sup_{t \in [-\tau, 0]} \{|\psi_1|, |\psi_2|, |\psi_3|, |\psi_4|, |\psi_5|\}$. The initial conditions of system (1) are represented by

$$\begin{aligned} S(t) &= \psi_1(t), \\ V(t) &= \psi_2(t), \\ E(t) &= \psi_3(t), \\ C(t) &= \psi_4(t), \end{aligned}$$

$$\begin{aligned} I(t) &= \psi_5(t), \\ & - \tau \leq t \leq 0, \end{aligned} \tag{2}$$

where $\tau = \max\{\tau_1, \tau_2\}$ and $\psi = (\psi_1, \psi_2, \psi_3, \psi_4, \psi_5)^T \in C$, such that $\psi_i(t) = \psi_i(0) \geq 0$ ($i = 1, 2, 3, 4, 5$). The following Lemma establishes the positivity of the solutions of system (1).

Lemma 1. Any solution of trajectories (1) with $\psi_i(t) > 0$; $t \in [-\tau, 0]$ remains positive whenever it exists.

Proof. Suppose $S(t)$ was to lose positivity on some local existence interval $[0, T)$ for some constant $T > 0$; there would be a time at $t_1 = \sup\{t > 0 : S(t) > 0\}$ such that $S(t_1) = 0$.

From the first equation of system (1), it follows that

$$b + \zeta V(t) + \phi I(t) - (\nu + \mu) S(t) - \beta I(t) S(t) > 0. \tag{3}$$

This implies that $S(t) < 0$ for $t \in (t_1 - \varepsilon, t_1)$, where ε is an arbitrary small positive constant. This leads to a contradiction; it thus follows that $S(t)$ is always positive. Hence from the fundamental theory of differential equations, it is shown that there exists a unique solution for $S(t)$ of system (1) with initial data in \mathbb{R}_+^5 as follows:

$$\begin{aligned} & \frac{d}{dt} \left(S(t) e^{\int_0^t (\nu + \mu + \beta I(\xi)) d\xi} \right) \\ &= e^{\int_0^t (\nu + \mu + \beta I(\xi)) d\xi} (b + \zeta V(t) + \phi I(t)), \\ S(t) &= \int_0^t ((b + \zeta V(\sigma) + \phi I(\sigma)) e^{-(\nu + \mu)t - \int_\sigma^t \beta I(\xi) d\xi} d\sigma \\ &+ \psi_1(0) e^{-(\nu + \mu)t - \int_0^t \beta I(\xi) d\xi}. \end{aligned} \tag{4}$$

Therefore,

$$\begin{aligned} S(t_1) &= \psi_1(0) e^{-(\nu + \mu)t_1 - \int_0^{t_1} \beta I(\xi) d\xi} \end{aligned}$$

$$\begin{aligned}
 & + \int_0^{t_1} ((b + \zeta V(\sigma) + \phi I(\sigma)) e^{-(\nu + \mu)t_1 - \int_\sigma^{t_1} \beta I(\xi) d\xi} d\sigma \\
 & > 0.
 \end{aligned}
 \tag{5}$$

Since $S(t_1) > 0$, then $S(t) > 0, t \geq 0$. This completes the proof. \square

Similarly, it can be shown that

$$\begin{aligned}
 V(t_2) & = \psi_2(0) e^{-(\mu + \zeta)t_2 - \int_0^{t_2} \beta I(\xi) d\xi} \\
 & + \int_0^{t_2} e^{\int_\sigma^{t_2} (\mu + \zeta + \beta_1 I(\xi)) d\xi} \gamma S(\sigma) d\sigma > 0.
 \end{aligned}
 \tag{6}$$

$$\begin{aligned}
 E(t_3) & = e^{-\mu t_3} \psi_3(0) + e^{-\mu t_3} \left(\int_0^{t_3} e^{\mu \xi} (\beta I(\xi) S(\xi) \right. \\
 & \left. - \gamma e^{-\mu \tau_1} E(\xi - \tau_1)) d\xi \right) > 0.
 \end{aligned}
 \tag{7}$$

$$\begin{aligned}
 C(t_4) & = e^{-(\rho + \mu)t_4} \left(\psi_4(0) + \int_0^{t_4} (\beta_1 I(\xi) V(\xi)) \right. \\
 & \left. \cdot e^{(\rho + \mu)\xi} d\xi \right) > 0,
 \end{aligned}
 \tag{8}$$

and

$$\begin{aligned}
 I(t_5) & = \psi_5(0) e^{-(\mu + \phi)t_5} + e^{-(\mu + \phi)t_5} \left(\int_0^{t_5} (\rho C(\sigma) \right. \\
 & \left. + \gamma e^{-\mu \tau_1} E(\sigma - \tau_1) - \delta e^{-\mu \tau_2} I(\sigma - \tau_2)) e^{(\mu + \phi)\sigma} \right) d\sigma
 \end{aligned}
 \tag{9}$$

Therefore, from the above integral forms of (5) to (9) all solution trajectories are positive for all time $t > 0$ on $[0, +\infty]$.

2.2. Boundedness. For boundedness of system (1) with initial condition (2), we consider the following lemma.

Lemma 2. *The closed set*

$$\begin{aligned}
 \Omega_d & = \{S(t), V(t), E(t), C(t), I(t), R(t)\} \in \mathbb{R}_+^5 : 0 \\
 & \leq S(t), V(t), E(t), C(t), I(t); \\
 S(t) + V(t) + E(t) + C(t) + I(t) & \leq \frac{b}{\mu}
 \end{aligned}
 \tag{10}$$

is positively invariant and absorbing with respect to the set of DDEs (1).

Proof. Summing all equations in system (1) yields

$$\frac{dN}{dt} = b - \mu N(t) - \delta e^{-\mu \tau_2} I(t). \tag{11}$$

Therefore, $dN/dt \leq b - \mu N(t)$ which implies that $dN/dt \leq 0$ if $N(t) \geq b/\mu$. Using the standard comparison test in [42], we get $N(t) \leq N(0)e^{-\mu t} + (b/\mu)(1 - e^{-\mu t})$. Particularly,

$N(t) \leq b/\mu$ if $N(0) \leq b/\mu$ for all time $t > 0$; hence Ω_d is positively invariant. Further, if $N(t) \geq b/\mu$, then either the solution enters at finite time nor $N(t)$ is close to π/μ and the infected variables E, C , and I tend to zero. Therefore, Ω_d is attracting implying that all solutions in \mathbb{R}_+^5 finally enter Ω_d . Consequently, in Ω_d , system (1) is mathematically and epidemiologically well-posed. \square

2.3. The Control Reproduction Ratio. The basic reproduction ratio identifies the number of secondary infections from the infected source and plays an important role in understanding the development of epidemics with a vaccination program in place. The control reproduction ratio R_0 is computed using an approach in [43] and is given by

$$R_0 = R_0^u + R_0^v, \tag{12}$$

where

$$\begin{aligned}
 R_0^u & = \frac{\beta \gamma e^{-\mu \tau_1} S^0}{(\mu + \gamma e^{-\mu \tau_1})(\phi + \mu + \delta e^{-\mu \tau_2})}, \\
 R_0^v & = \frac{\beta \rho \vartheta V^0}{(\rho + \mu)(\phi + \mu + \delta e^{-\mu \tau_2})},
 \end{aligned}
 \tag{13}$$

provided the validity of $(\mu + \zeta)(\nu + \mu) > \zeta \nu$ holds.

The quantity R_0^u measures the expected number of secondary cases generated by an index case for the susceptible individuals and R_0^v represents new cases arising from the vaccination program.

Remark 3. The control reproduction ratio with no delays ($\tau_1 = 0, \tau_2 = 0$) is given by

$$\begin{aligned}
 R_0^u & = \frac{\beta \gamma S^0}{(\mu + \gamma)(\phi + \mu + \delta)}, \\
 R_0^v & = \frac{\beta \rho \vartheta V^0}{(\rho + \mu)(\phi + \mu + \delta)}.
 \end{aligned}
 \tag{14}$$

3. Stability of Equilibria

Let $(S^*, V^*, E^*, C^*, I^*)$ be the corresponding partial populations at the eventual equilibrium point. Given that the values of the partial populations at the equilibrium are stable, the delay-dependency vanishes so that $\lim_{t \rightarrow \infty} I(t - \tau_2) = \lim_{t \rightarrow \infty} I(t) = I^*$ and $\lim_{t \rightarrow \infty} E(t - \tau_1) = \lim_{t \rightarrow \infty} E(t) = E^*$, such that, at equilibrium, we have

$$\begin{aligned}
 b + \zeta V^* + \phi I^* - (\nu + \mu + \beta I^*) S^* & = 0, \\
 \nu S^* - (\mu + \zeta) V^* - \beta_1 I^* V^* & = 0, \\
 \beta I^* S^* - (\gamma e^{-\mu \tau_1} + \mu) E^* & = 0, \\
 \beta_1 I^* V^* - (\rho + \mu) C^* & = 0, \\
 \rho C^* + \gamma e^{-\mu \tau_1} E^* - (\mu + \delta e^{-\mu \tau_2} + \phi) I^* & = 0, \\
 \dot{S}^* + \dot{V}^* + \dot{E}^* + \dot{C}^* + \dot{I}^* = b - \mu N^* - \delta e^{-\mu \tau_2} I^* & = 0.
 \end{aligned}
 \tag{15}$$

Hence, from system (15), we obtain the disease-free equilibrium $P_0 = (S^0, V^0, 0, 0, 0)$, where

$$\begin{aligned} S^0 &= \frac{b(\mu + \zeta)}{(\mu + \zeta)(\nu + \mu) - \zeta\nu}, \\ V^0 &= \frac{b\nu}{(\mu + \zeta)(\nu + \mu) - \zeta\nu}, \end{aligned} \tag{16}$$

provided $(\mu + \zeta)(\nu + \mu) > \zeta\nu$.

It should be noted that, for $\nu > 0$, the disease-free equilibrium is biologically feasible for any epidemiological parameters, whereas in the absence of vaccination strategy, i.e., for $\nu = 0$, E_0 is only feasible for epidemiological parameters in the susceptible class. From system (15) the endemic equilibrium $P^* = (S^*, V^*, E^*, C^*, I^*)$ is given as

$$\begin{aligned} S^* &= \frac{b + \zeta V^* + \phi I^*}{\nu + \mu + \beta I^*}, \\ V^* &= \frac{\nu(b + \phi I^*)}{(\nu + \mu + \beta I^*)(\mu + \zeta + \beta_1 I^*) - \nu\zeta}, \\ E^* &= \frac{\beta(\zeta\nu + a_1)(bI^* + \phi I^{*2})}{a_1(\gamma e^{-\mu\tau_1} + \mu)(\nu + \mu + \beta I^*)}, \\ C^* &= \frac{\nu\beta_1 I^*(b + \phi I^*)}{a_1(\rho + \mu)}, \\ I^* &= I^*, \end{aligned} \tag{17}$$

where $a_1 = (\nu + \mu + \beta I^*)(\mu + \zeta + \beta_1 I^*) - \nu\zeta$

3.1. Local Stability of the Disease-Free Equilibrium Point.

Suppose that $P_0 = (S^0, V^0, 0, 0, 0)$ is a disease-free equilibrium point of system (1), then the linearization matrix J_{P_0} is given by

$$\begin{aligned} J_{P_0} &= \begin{vmatrix} -(\mu + \nu) & \zeta & 0 & 0 & \phi - \beta S^0 \\ \nu & -(\mu\nu + \zeta) & 0 & 0 & -\beta\vartheta V^0 \\ 0 & 0 & -\mu & 0 & \beta S^0 \\ 0 & 0 & 0 & -(\rho + \mu) & \beta\vartheta V^0 \\ 0 & 0 & 0 & \rho & -(\mu + \phi) \end{vmatrix} \\ &= 0. \end{aligned} \tag{18}$$

Clearly $y_1 = -\mu$ is one of the negative roots (eigenvalues) that guarantee local stability of the disease-free equilibrium P_0 . The remaining eigenvalues are obtained from the characteristic polynomial given by

$$g(y) = y^4 + e_3y^3 + e_2y^2 + e_1y + e_0 = 0, \tag{19}$$

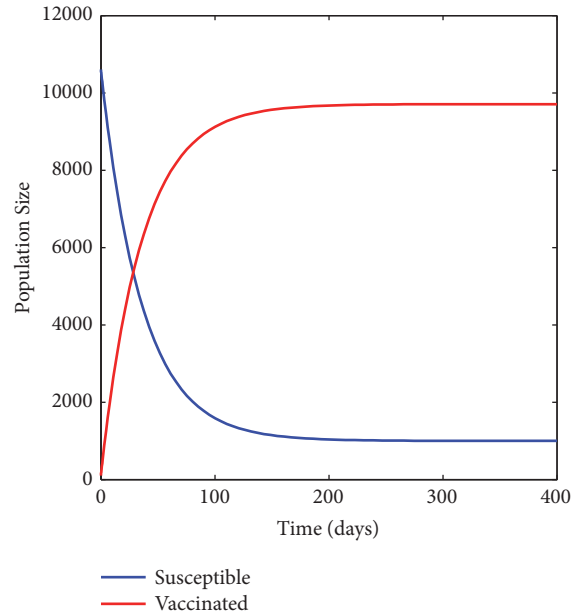


FIGURE 2: Simulation of model (1), the disease-free equilibrium, with populations parameters: $\phi = 3.57144 \times 10^{-1}$, $\beta = 1.0102 \times 10^{-5}$, $\nu = 2.53 \times 10^{-2}$, and $\gamma = 3.3333 \times 10^{-2}$ (with $R_0 = 0.7873$, $R_0^u = 0.1382$, and $R_0^v = 0.6490$).

where $e_3 = 4\mu + \nu + \zeta + \rho + \phi$, $e_2 = (\mu + \zeta)(2\mu + \rho + \nu) + (\mu + \phi)(2\mu + \nu + \zeta) - \beta\vartheta\rho V^0$, $e_1 = (\mu + \zeta)(\mu + \rho)(2\mu + \nu + \phi) + (\mu + \nu)(\mu + \phi)(2\mu + \zeta + \rho) - \zeta\nu(2\mu + \rho + \phi) - \beta\rho\vartheta(2\mu + \nu + \zeta)$, and $e_0 = (\mu + \nu)(\mu + \zeta)((\rho + \mu)(\mu + \phi) - \beta\rho\vartheta V^0) + \zeta\nu(\beta\rho\vartheta V^0 - (\rho + \mu)(\mu + \phi))$.

Thus computing the roots of polynomial (19) gives

$$\begin{aligned} y_2 &= -\mu, \\ y_3 &= -(\mu + \zeta + \nu), \\ y_4 &= -\frac{1}{2} \left((2\mu + \rho + \phi) + \sqrt{(\rho - \phi)^2 + 4\beta\rho\vartheta V^0} \right), \\ y_5 &= -\frac{1}{2} \left((2\mu + \rho + \phi) - \sqrt{(\rho - \phi)^2 + 4\beta\rho\vartheta V^0} \right). \end{aligned} \tag{20}$$

Since the rest of the roots are negative, root y_5 is negative provided $(\mu + \phi)(\rho + \mu) > \beta\rho\vartheta V^0$ holds implying that $R_0^v = \beta\rho\vartheta b\nu/(\mu + \phi)(\rho + \mu)((\mu + \zeta)(\nu + \mu) - \zeta\nu) < 1$.

Thus we have the result below

Proposition 4. The disease-free equilibrium P_0 is locally asymptotically stable if the control reproduction ratio $R_0 < 1$, whenever conditions $(\mu + \zeta)(\mu + \nu) > \zeta\nu$ and $R_0^v < 1$ are satisfied and unstable otherwise.

To illustrate the stability of disease-free equilibrium, we use parameter values in Table 2 with corresponding population estimates of $S(0) = 10604$, $V(0) = 103$, $E(0) = C(0) = I(0) = 0$, and the resulting simulation is given in Figure 2.

The biological implication of Proposition 4 means that in the long run the vaccinated and susceptible populations will be stable and pneumococcal pneumonia will be under control.

3.2. *The Transcendental Equation.* We obtain the expression for the transcendental equation by linearizing system (1) around $P^* = (S^*, V^*, E^*, C^*, I^*)$, to obtain

$$\begin{pmatrix} \dot{S}(t) \\ \dot{V}(t) \\ \dot{E}(t) \\ \dot{C}(t) \\ \dot{I}(t) \end{pmatrix} = \begin{pmatrix} a_1 & a_2 & 0 & 0 & a_3 \\ a_4 & a_5 & 0 & 0 & a_6 \\ a_7 & 0 & a_8 & 0 & a_9 \\ 0 & a_{10} & 0 & a_{11} & a_{12} \\ 0 & 0 & 0 & a_{13} & a_{14} \end{pmatrix} \begin{pmatrix} S(t) \\ V(t) \\ E(t) \\ C(t) \\ I(t) \end{pmatrix} + \begin{pmatrix} 0 & 0 & 0 & 0 & 0 \\ 0 & 0 & 0 & 0 & 0 \\ 0 & 0 & a_{15} & 0 & 0 \\ 0 & 0 & 0 & 0 & 0 \\ 0 & 0 & a_{16} & 0 & a_{17} \end{pmatrix} \begin{pmatrix} 0 \\ 0 \\ E_{\tau_1} \\ 0 \\ I_{\tau_2} \end{pmatrix}, \tag{21}$$

$a_1 = -((\mu + \nu) + \beta I^*)$, $a_2 = \zeta$, $a_3 = \phi - \beta S^*$, $a_4 = \nu$, $a_5 = -((\mu + \zeta) + \beta \vartheta I^*)$, $a_6 = -\beta \vartheta V^*$, $a_7 = \beta I^*$, $a_8 = -\mu$, $a_9 = \beta S^*$, $a_{10} = \beta \vartheta I^*$, $a_{11} = -(\rho + \mu)$, $a_{12} = \beta \vartheta V^*$, $a_{13} = \rho$, $a_{14} = -(\mu + \phi)$, $a_{15} = -\gamma e^{-\mu \tau_1}$, $a_{16} = \gamma e^{-\mu \tau_1}$, $a_{17} = -\delta e^{-\mu \tau_2}$, $E_{\tau_1} = E(t - \tau_1)$, and $I_{\tau_2} = I(t - \tau_2)$.

The variational matrix of (21) is given by

$$g(\lambda, e^{-\lambda \tau_1}, e^{-\lambda \tau_2}) = \begin{vmatrix} a_1 - \lambda & a_2 & 0 & 0 & a_3 \\ a_4 & a_5 - \lambda & 0 & 0 & a_6 \\ a_7 & 0 & a_8 - \gamma e^{-(\mu + \lambda) \tau_1} - \lambda & 0 & a_9 \\ 0 & 0 & 0 & a_{11} - \lambda & a_{12} \\ 0 & 0 & \gamma e^{-(\mu + \lambda) \tau_1} & a_{13} & a_{14} - \delta e^{-(\mu + \lambda) \tau_2} - \lambda \end{vmatrix} = 0. \tag{22}$$

Then, we obtain the transcendental equation of the linearized system at P^* :

$$\begin{aligned} g(\lambda, e^{-\lambda \tau_1}, e^{-\lambda \tau_2}) &= \lambda^5 + k_4 \lambda^4 + k_3 \lambda^3 + k_2 \lambda^2 + k_1 \lambda + k_0 \\ &+ (\lambda^4 + l_3 \lambda^3 + l_2 \lambda^2 + l_1 \lambda + l_0) \gamma e^{-(\mu + \lambda) \tau_1} \\ &+ (\lambda^4 + m_3 \lambda^3 + m_2 \lambda^2 + m_1 \lambda + m_0) \delta e^{-(\mu + \lambda) \tau_2} \\ &+ (\lambda^3 + n_2 \lambda^2 + n_1 \lambda + n_0) \gamma \delta e^{-(\mu + \lambda)(\tau_1 + \tau_2)} = 0, \end{aligned} \tag{23}$$

with coefficients of the transcendental equation (23) given in Appendix A.

3.3. *Delay-Free System.* Here, to show the local stability of P^* , we consider a situation where there are no delays during the latent period ($\tau_1 = 0$) and in seeking medical care ($\tau_2 = 0$). By letting $\tau_1 = \tau_2 = 0$, (23) reduces to

$$g(\lambda) = \lambda^5 + b_4 \lambda^4 + b_3 \lambda^3 + b_2 \lambda^2 + b_1 \lambda + b_0 = 0, \tag{24}$$

with coefficients of polynomial equation in Appendix A.

Proposition 5. *The endemic equilibrium P^* is locally asymptotically stable in the absence of delays $\tau_1 = \tau_2 = 0$,*

iff the following Routh–Hurwitz conditions are satisfied:

$$\begin{aligned} b_0 &> 0, \\ b_4 b_3 - b_2 &> 0, \\ b_2 (b_4 b_3 - b_2) - b_4 (b_4 b_1 - b_0) &> 0, \\ b_1 (b_2 (b_4 b_3 - b_2) - b_4 (b_4 b_1 - b_0)) & \\ - b_0 (b_3 (b_4 b_3 - b_2) - (b_4 b_1 - b_0)) &> 0, \end{aligned} \tag{25}$$

with b_4, b_3, b_2, b_1 , and b_0 defined in Appendix A.2.

Numerically, using parameter values in Table 2 the characteristic equation (24) is given as

$$\begin{aligned} \lambda^5 + 0.7364 \lambda^4 - 148.4 \lambda^3 - 4.9408 \lambda^2 - 0.3965 \lambda \\ - 0.0001806 = 0. \end{aligned} \tag{26}$$

The resulting eigenvalues are given by $\lambda_1 = 11.8$, $\lambda_2 = -0.0005$, $\lambda_3 = -12.5357$, and $\lambda_{4,5} = -0.01641 \pm 0.4885i$.

Since there exists a positive root for model (1), there is a stability change from unstable to stable of the endemic equilibrium point $P^* = (S^*, V^*, E^*, C^*, I^*) = (2099, 6, 54, 2, 100)$ that gives rise to a Hopf-bifurcation.

4. Existence of Hopf-Bifurcation

Under this subsection, we discuss the stability of the endemic equilibrium point of model (1). We use the approach of Song

and Wei [44] to prove the conditions for continuation of unstable or stable switches at the endemic equilibrium point, by choosing time delay $\tau = \max = \{\tau_1, \tau_2\}$ as the bifurcation parameter.

4.1. *Delay Only in Latent Period* ($\tau_1 > 0, \tau_2 = 0$). In such a situation the characteristic equation (23) reduces to

$$\lambda^5 + k_4\lambda^4 + k_3\lambda^3 + k_2\lambda^2 + k_1\lambda + k_0 + (\gamma\lambda^4 + h_3\lambda^3 + h_2\lambda^2 + h_1\lambda + h_0)e^{-(\mu+\lambda)\tau_1} = 0, \tag{27}$$

where

$$\begin{aligned} q &= e^{-\mu\tau_1}, \\ h_0 &= q\gamma(l_0 + n_0\delta), \\ h_1 &= q\gamma(l_1 + n_1\delta), \\ h_2 &= q\gamma(l_2 + n_2\delta), \\ h_3 &= q\gamma(l_3 + \delta). \end{aligned} \tag{28}$$

Suppose the endemic equilibrium of system (1) is stable in the absence of delay (τ_2) to seek medical care, implying that $\text{Re}(\lambda) = \xi(0) < 0$. The bifurcation value of $\tau_{1_0} > 0$ occurs when $\lambda(\tau_{1_0}) = \xi(\tau_{1_0}) + i\omega(\tau_{1_0})$ is purely imaginary, for $\xi(\tau_{1_0}) = 0$. Hence, defining the eigenvalue $\lambda = wi$, with infection rate oscillation frequency ($\omega > 0$) and making a substitution in (27) and expressing the exponential in terms of trigonometric ratios, we get

$$\begin{aligned} \text{Im} &:= a_1 \cos w\tau_1 + a_2 \sin w\tau_1 = R_1, \\ \text{Re} &: a_2 \cos w\tau_1 - a_1 \sin w\tau_1 = R_2, \end{aligned} \tag{29}$$

where

$$\begin{aligned} a_1 &= w(h_1 - h_3w^2), \\ a_2 &= w(\gamma w^3 - h_2w) + h_0, \end{aligned}$$

$$\tau_1 = \frac{1}{w} \arccos \left(\frac{w^2(h_1 - h_3w^2)(k_3w^2 - (w^4 + k_1)) + (w(\gamma w^3 - h_2w) + h_0)(k_2w^2 - (k_4w^4 + k_0))}{w(h_1 - h_3w^2)^2 + (w(\gamma w^3 - h_2w) + h_0)^2} \right) + \frac{2n\pi}{w}. \tag{33}$$

By denoting

$$\begin{aligned} \tau_{1_n}^{(m)} &= \frac{1}{w_{1_n}} \arccos \left(\frac{w_{1_n}^2(h_1 - h_3w_{1_n}^2)(k_3w_{1_n}^2 - (w_{1_n}^4 + k_1)) + (w_{1_n}(\gamma w_{1_n}^3 - h_2w_{1_n}) + h_0)(k_2w_{1_n}^2 - (k_4w_{1_n}^4 + k_0))}{w_{1_n}(h_1 - h_3w_{1_n}^2)^2 + (w_{1_n}(\gamma w_{1_n}^3 - h_2w_{1_n}) + h_0)^2} \right) \\ &+ \frac{2n\pi}{w_{1_n}}, \quad m = 1, 2, \dots, \tilde{m}, \quad n \in \mathbb{N} \end{aligned} \tag{34}$$

$$\begin{aligned} R_1 &= w(k_3w^2 - (w^4 + k_1)), \\ R_2 &= k_2w^2 - (k_4w^4 + k_0). \end{aligned} \tag{30}$$

By eliminating τ_1 from (27), squaring and adding these two equations, and putting $w^2 = z$, we obtain the Hopf frequency below:

$$H(z) = z^5 + B_4z^4 + B_3z^3 + B_2z^2 + B_1z + B_0 = 0, \tag{31}$$

where

$$\begin{aligned} B_4 &= k_4 - 2(k_3 + \gamma), \\ B_3 &= k_3^2 + 2[(k_1 + 2h_2\gamma) - (k_2k_4 + h_3^2)], \\ B_2 &= k_2 + 2[(2h_1h_3 + k_4k_0) - (k_1k_3 + 2h_0\gamma + h_2^2)], \\ B_1 &= k_1^2 + 2[2h_0h_2 - (h_1^2 + k_2k_0)], \\ B_0 &= 2h_0^2 + k_0^2. \end{aligned} \tag{32}$$

The two propositions about stability and critical delay in Wesley et al. [45] are written as lemmas

Lemma 6. *If the B_i ($i = 0, 1, 2, 3, 4$) guarantee the Routh–Hurwitz criteria, then all eigenvalues of (31) have negative real parts for all delay $\tau_1 \geq 0$. Thus the endemic equilibrium P^* if it exists is locally asymptotically stable whenever $\tau_1 \geq 0$, provided the endemic steady state is stable in the absence of the latent period delay; specifically τ_1 will not affect the stability of the dynamical system, for (31) without positive real roots.*

Lemma 7. *If B_i ($i = 0, 1, 2, 3, 4$) do not satisfy Routh–Hurwitz criteria, thus $B_0 < 0$ or $B_0 > 0$ implies that (47) has at least one positive root and suppose that it has a pair of imaginary roots say $\pm iw_{1_0}$ for such a value of w_{1_0} .*

Consequently to obtain the main results in this paper, we assume (31) has at least one positive root w_{1_0} . By squaring and summing together the imaginary and real parts in (29), we get

this allows us to define

$$\begin{aligned} \tau_{1_0} &= \tau_{n_0}^{(0)} = \min_{1 \leq n \leq 5} \{ \tau_{1_n}^{(0)} \}, \\ w_{1_0} &= w_{n_0} \end{aligned} \tag{35}$$

and state the result as follows.

Lemma 8. *If τ_{1_0} and w_{1_0} are defined as (35) and $H'(z = w^2) > 0$. The endemic equilibrium point P^* is linearly asymptotically stable for $\tau_1 < \tau_{1_0}$ and unstable for $\tau_1 > \tau_{1_0}$ and undergoes a Hopf-bifurcation at $\tau_1 = \tau_{1_0}$.*

To ensure the occurrence of the Hopf-bifurcation, it is desirable to verify the transversality condition. Without loss of generality, the delay τ_1 is chosen as the bifurcation parameter. The essential condition for existence of the Hopf-bifurcation is that the threshold eigenvalues traverse the imaginary axis with nonzero velocity.

Proposition 9. *If $\Phi_2(w_{1_0}) > 0$, where $\Phi_2(w_{1_0})$ satisfies (47), system (1) undergoes a Hopf-bifurcation at the endemic equilibrium as τ_1 increases through τ_{1_0} .*

Proof (transversality condition for Hopf-bifurcation). Differentiating (27) with respect to τ_1 we obtain

$$\frac{d\tau_1}{d\lambda} = \frac{(5\lambda^4 + 4k_4\lambda^3 + 3k_3\lambda^2 + k_1)e^{\lambda\tau_1} + (4\gamma\lambda^3 + 3h_3\lambda^2 + 2h_2\lambda + h_1)}{\gamma\lambda^5 + h_3\lambda^4 + h_2\lambda^3 + h_1\lambda^2 + h_0\lambda} - \frac{\tau_1}{\lambda}, \tag{36}$$

$$\begin{aligned} \text{sign} \left[\frac{(d \text{Re } \lambda)}{d\tau_1} \right]_{\tau_1=\tau_{1_0}} &= \text{sign} \left[\text{Re} \left(\frac{d\lambda}{d\tau_1} \right)^{-1} \right]_{\lambda=iw_{1_0}} = \text{sign} [\text{Re } N_1] + \text{sign} [\text{Re } N_2] \\ &= \text{sign} \left[\frac{c_3 (c_1 \cos w\tau_1 + c_2 \sin w\tau_1) + c_4 (c_1 \sin w\tau_1 + c_2 \cos w\tau_1) + (h_1 - 3h_3w^2) + c_4w (2h_2 - 4\gamma w^3)}{c_3^2 + c_4^2} \right]. \end{aligned} \tag{37}$$

with

$$\begin{aligned} N_1 &= \frac{c_3 (c_1 \cos w\tau_{1_0} + c_2 \sin w\tau_{1_0}) + c_4 (c_1 \sin w\tau_{1_0} + c_2 \cos w\tau_{1_0})}{c_3^2 + c_4^2} \\ &\quad + \frac{i(c_3 (c_2 \cos w\tau_{1_0} + c_1 \sin w\tau_{1_0}) - c_4 (c_2 \sin w\tau_{1_0} + c_1 \cos w\tau_{1_0}))}{c_3^2 + c_4^2}, \\ N_2 &= \frac{(h_1 - 3h_3w^2) + c_4w (2h_2 - 4\gamma w^3) + i (c_3w (2h_2 - 4\gamma w^2) + (h_1 - 3h_3w^2))}{c_3^2 + c_4^2}. \end{aligned} \tag{38}$$

Remark 10. Any linear combination of a sine and cosine of equal periods is equal to a single sine with the same period, however, with an infection rate oscillation phase shift Ψ [46].

Therefore, we get

$$\begin{aligned} \text{sign} \left[\frac{(d \text{Re } \lambda)}{d\tau_1} \right]_{\tau_1=\tau_{1_0}} &= \text{sign} \left[\text{Re} \left(\frac{d\lambda}{d\tau_1} \right)^{-1} \right]_{\lambda=iw_{1_0}} \\ &= \frac{D_0 \sin (w\tau_1 + \Psi_2) + (h_1 - 3h_3w^2) + c_4w (2h_2 - 4\gamma w^3)}{c_3^2 + c_4^2}, \end{aligned} \tag{39}$$

where

$$\begin{aligned} c_1 &= 5w^4 - 3k_3w^2 + k_1, \\ c_2 &= 4k_4w^3, \\ c_3 &= w (\gamma w^4 - h_2w^2 + h_0), \\ c_4 &= w^2 (h_3w^2 - h_1), \end{aligned}$$

$$\begin{aligned} D_0 &= \sqrt{(c_3c_1 + c_2c_1)^2 + (c_3c_2 + c_4c_1)^2}, \\ D_0^1 &= c_4w_{1_0} (2h_2 - 4\gamma w_{1_0}^3), \\ \Psi_2 &= \arctan \frac{c_3c_1 + c_4c_2}{c_3c_2 + c_4c_1} \end{aligned} \tag{40}$$

Let $\Phi_2(w_{1_0}) = D_0 \sin(w_{1_0}\tau_{1_0} + \Psi) + (h_1 - 3h_3w_{1_0}^2) + c_4w_{1_0}(2h_2 - 4\gamma w_{1_0}^3) > 0$, if conditions $(w_{1_0}\tau_{1_0} + \Psi_2) \in (\pi, \pi/2)$, $h_1 > 3h_3w_{1_0}^2$, and $h_2 > 2\gamma w_{1_0}^2$ hold. Clearly

$$\begin{aligned} \text{sign} \left[\frac{(d \text{Re } \lambda)}{d\tau_1} \right]_{\tau_1=\tau_{1_0}} &= \text{sign} \left[\text{Re} \left(\frac{d\lambda}{d\tau_1} \right)^{-1} \right]_{\lambda=iw_{1_0}} \\ &= \frac{D_0 \sin (w_{1_0}\tau_{1_0} + \Psi_2) + (h_1 - 3h_3w_{1_0}^2) + D_0^1}{c_3^2 + c_4^2} \end{aligned} \tag{41}$$

has the same sign as $\Phi_2(w_{1_0})$. This completes the proof. \square

Therefore, Proposition 9 implies that given $m > 0$, the eigenvalue $\lambda_m(\tau_1)$ of the characteristic equation (27) close to τ_{1_m} crosses the imaginary axis from the left to the right as τ_1 continuously changes from a value less than τ_{1_m} to one greater than τ_{1_m} .

4.2. Delay Only in Seeking Medical Care by the Infectious ($\tau_1 = 0, \tau_2 > 0$). To understand the influence of time delay in seeking medical care, we set $\tau_1 = 0$ in (23) yielding

$$\begin{aligned} g(\lambda, e^{-\lambda\tau_2}) &= \lambda^5 + p_4\lambda^4 + p_3\lambda^3 + p_2\lambda^2 + p_1\lambda + p_0 \\ &\quad + (q_4\lambda^4 + q_3\lambda^3 + q_2\lambda^2 + q_1\lambda + q_0) p\gamma\delta e^{-\lambda\tau_2} \\ &= 0, \end{aligned} \tag{42}$$

where

$$\begin{aligned} p &= e^{-\mu\tau_2}, \\ p_4 &= k_4 + \gamma, \end{aligned}$$

$$\begin{aligned} p_3 &= k_3 + l_3\gamma, \\ p_2 &= k_2 + \gamma, \\ p_1 &= k_1 + l_1\gamma, \\ p_0 &= k_0 + l_0\gamma \\ q_4 &= \delta p, \\ q_3 &= (m_3 + \gamma + \delta) p, \\ q_2 &= (m_2\delta + n_2\gamma\delta), \\ q_1 &= (m_1 + n_1\gamma\delta) p, \\ q_0 &= (m_0 + n_0\gamma\delta) p \end{aligned} \tag{43}$$

Proposition 11. The endemic equilibrium point P^* is locally asymptotically stable (LAS) for $\tau_2 < \tau_{2_0}$ where τ_{2_0} is the minimum positive value of

$$\bar{\tau}_{2_0} = \frac{1}{w_{2_0}} \arccos \left(\frac{(p_2w_{2_0}^2 - p_4w_{2_0}^4 - p_0)(q_4w_{2_0}^4 - q_2w_{2_0}^2 + q_0) + (q_3w_{2_0}^3 - q_1w_{2_0}) (p_3w_{2_0}^3 - w_{2_0}^5 - p_1w_{2_0})}{p\gamma\delta \left((q_4w_{2_0}^4 - q_2w_{2_0}^2 + q_0)^2 - (q_1w_{2_0} - q_3w_{2_0}^3)^2 \right)} \right). \tag{44}$$

Proof. Let $\lambda = iw, w > 0$ be a root of (42) to obtain

$$\begin{aligned} P(\lambda, \tau_2) &= w^5i + p_4w^4 - p_3w^3i - p_2w^2 + p_1wi + p_0 \\ &\quad + (q_4w^4 - q_3w^3i - q_2w^2 + q_1wi + q_0) p\gamma\delta e^{-iw\tau_2}. \end{aligned} \tag{45}$$

Using Euler expansion and separating real and imaginary parts, we obtain

$$\begin{aligned} p\gamma\delta \left((q_4w^4 - q_2w^2 + q_0) \cos w\tau_2 \right. \\ \left. + (q_1w - q_3w^3) \sin w\tau_2 \right) &= p_2w^2 - p_4w^4 - p_0, \\ p\gamma\delta \left((q_1w - q_3w^3) \cos w\tau_2 \right. \\ \left. + (q_4w^4 - q_2w^2 + q_0) \sin w\tau_2 \right) &= p_3w^3 - w^5 \\ &\quad - p_1w. \end{aligned} \tag{46}$$

Eliminating τ_2 from (46), by squaring and adding these two equations and putting $w^2 = z$, we obtain the Hopf frequency below:

$$z^5 + A_4z^4 + A_3z^3 + A_2z^2 + A_1z + A_0 = 0, \tag{47}$$

with coefficients in (47) in Appendix A.

Let us denote $g(z) = z^5 + A_4z^4 + A_3z^3 + A_2z^2 + A_1z + A_0$. Since $\lim_{z \rightarrow +\infty} g(z) = +\infty$ and $A_0 < 0$, then (47) has at least one positive root. Assuming (47) has \tilde{n} positive roots, given by \tilde{n} ($1 \leq \tilde{n} \leq 5$), denote by $z_1 < z_2 < \dots < z_{\tilde{n}}$, respectively. Then, (47) has \tilde{n} positive roots if

$$\begin{aligned} w_1 &= \sqrt{z_1}, \\ w_2 &= \sqrt{z_2}, \\ &\vdots \\ w_{\tilde{n}} &= \sqrt{z_{\tilde{n}}}. \end{aligned} \tag{48}$$

From (46), the corresponding $\tau_{2_n} > 0$, for which the characteristic equation (23) has a pair of purely imaginary roots, is derived to have

$$\cos(w\tau_2) = \frac{(p_2w^2 - p_4w^4 - p_0)(q_4w^4 - q_2w^2 + q_0) + (q_3w^3 - q_1w)(p_3w^3 - w^5 - p_1w)}{(q_4w^4 - q_2w^2 + q_0)^2 + (q_3w^3 - q_1w)(q_1w - q_3w^3) p\gamma\delta}. \tag{49}$$

Thus, denoting

$$\tau_{2_n}^{(k)} = \frac{1}{\omega_n} \arccos \left(\frac{(p_2 w_n^2 - p_4 w_n^4 - p_0)(q_4 w_n^4 - q_2 w_n^2 + q_0) + (q_3 w_n^3 - q_1 w_n)(p_3 w_n^3 - w_n^5 - p_1 w_n)}{(q_4 w_n^4 - q_2 w_n^2 + q_0)^2 + (q_3 w_n^3 - q_1 w_n)(q_1 w_n - q_3 w_n^3) p \gamma \delta} \right) + \frac{2\pi(k-1)}{\omega_n}, \quad (50)$$

where $n = 1, 2, \dots, \bar{n}$, $k = 1, 2, \dots$, then $\pm i\omega_n$ are a pair of purely imaginary roots of (23). This allows us

to define the Hopf-bifurcation threshold time delay value as

$$\tau_{2_0} = \frac{1}{\omega_{2_0}} \arccos \left(\frac{(p_2 \omega_{2_0}^2 - p_4 \omega_{2_0}^4 - p_0)(q_4 \omega_{2_0}^4 - q_2 \omega_{2_0}^2 + q_0) + (q_3 \omega_{2_0}^3 - q_1 \omega_{2_0})(p_3 \omega_{2_0}^3 - \omega_{2_0}^5 - p_1 \omega_{2_0})}{p \gamma \delta \left((q_4 \omega_{2_0}^4 - q_2 \omega_{2_0}^2 + q_0)^2 - (q_1 \omega_{2_0} - q_3 \omega_{2_0}^3)^2 \right)} \right). \quad (51)$$

This completes the proof. □

Proposition 12. *If conditions*

$$\begin{aligned} & 5\omega_{2_0}^4 (q_1 + 2q_2 \omega_{2_0}) \\ & + (3p_3 \omega_{2_0}^2 + p_1)(3q_3 \omega_{2_0}^2 + 4q_3 \omega_{2_0}^3) \\ & > 5\omega_{2_0}^4 (3q_3 \omega_{2_0}^2 + 4q_4 \omega_{2_0}^3) \\ & + (q_1 + 2q_2 \omega_{2_0})(3p_3 \omega_{2_0}^2 + p_1), \quad (52) \\ & \frac{q_3 \omega_{2_0}^2}{q_1} > 1, \\ & \frac{\omega_{2_0}^4 q_4 + q_0}{q_2 \omega_{2_0}^2} > 1 \end{aligned}$$

hold, such that $\Phi_1(\omega_{2_0}) > 0$, then system (1) undergoes a Hopf-bifurcation at the endemic equilibrium point as τ_2 increases through τ_{2_0} , where expressions of $\Phi_1(\omega_{2_0})$ satisfy (58).

Proof (transversality condition for Hopf-bifurcation). In order to establish whether the endemic equilibrium point P^* actually undergoes a Hopf-bifurcation at $\tau_2 = \tau_{2_0}$, we let $\lambda(\tau_2) = \beta(\tau_2) + i\omega(\tau_2)$ be a root of (23) near $\tau_2 = \tau_{2_0}^{(k)}$ and $\beta(\tau_2)^{(k)} = 0$, as $\omega(\tau_2)^{(k)} = \omega_{2_0}$. Making a substitution into the L.H.S. of (23) and taking a derivative with respect to λ , we have

$$\begin{aligned} \frac{d\tau_2}{d\lambda} &= \frac{(5\lambda^4 + 4p_4 \lambda^3 + 3p_3 \lambda^2 + 2p_2 \lambda + p_1) e^{\mu \lambda \tau_2}}{(q_4 \lambda^5 + q_3 \lambda^4 + q_2 \lambda^3 + q_1 \lambda^2 + q_0 \lambda) p \gamma \delta} \\ &+ \frac{(4q_4 \lambda^3 + 3q_3 \lambda^2 + 2q_2 \lambda + q_1)}{p \gamma \delta (q_4 \lambda^5 + q_3 \lambda^4 + q_2 \lambda^3 + q_1 \lambda^2 + q_0 \lambda)} \\ &- \frac{\tau_2}{\lambda}. \quad (53) \end{aligned}$$

Computing the Sign of $d[\text{Re}(\lambda)]/d\tau_2$, by differentiating the characteristic equation (23) with respect to τ_2 and evaluating (53) at $\tau_2 = \tau_{2_0}$ with $\lambda = i\omega_{2_0}$ and expressing $\sin(\omega_{2_0} \tau_{2_0})$ and $\cos(\omega_{2_0} \tau_{2_0})$, we obtain $\text{sign}[d(\text{Re } \lambda)/d\tau_2]_{\tau_2=\tau_{2_0}} = \text{sign}[\text{Re}(d\lambda/d\tau_2)^{-1}]_{\lambda=i\omega_{2_0}}$,

$$= \text{sign} \left[\text{Re} \frac{f_1 \cos d_0 + f_2 \sin d_0}{g_1 + ig_2} + \text{Re} \frac{i(f_3 \cos d_0 + f_4 \sin d_0)}{(g_1 + ig_2)} + \text{Re} \frac{f_5}{g_1 + ig_2} - \text{Re} \frac{\tau_2}{i\omega_{2_0}} \right], \quad (54)$$

$$\begin{aligned} &= \text{sign} \left[\text{Re} \frac{g_1 (f_1 \cos d_0 + f_2 \sin d_0) - ig_2 (f_1 \cos d_0 + f_2 \sin d_0)}{g_1^2 + g_2^2} \right] \\ &+ \text{sign} \left[\text{Re} \frac{g_2 (f_2 \cos d_0 + f_4 \sin d_0) + ig_1 (f_3 \cos d_0 + f_4 \sin d_0)}{g_1^2 + g_2^2} \right] + \text{sign} \left[\text{Re} \frac{f_5 g_1}{g_1^2 + g_2^2} \right], \quad (55) \end{aligned}$$

with coefficients in Appendix A.

By Remark 10, (55) gives

$$\text{sign} \left[\frac{g_1 \left(\sqrt{f_1^2 + f_2^2} (\sin(d_0 + \Psi_0)) \right) + g_2 \sqrt{f_2^2 + f_4^2} (\sin(d_0 + \Psi_1)) + f_5 g_1}{g_1^2 + g_2^2} \right], \quad (56)$$

with

$$\begin{aligned} \Psi_0 &= \arctan \frac{f_1}{f_2}, \\ \Psi_1 &= \arctan \frac{f_2}{f_4}, \quad f_2 \neq 0, \quad f_4 \neq 0 \end{aligned} \tag{57}$$

Let

$$\begin{aligned} \Phi_1(w_{2_0}) &= g_1 \sqrt{f_1^2 + f_2^2} (\sin(d_0 + \Psi_0)) \\ &+ g_2 \sqrt{f_2^2 + f_4^2} (\sin(d_0 + \Psi_1)) + f_5 g_1. \end{aligned} \tag{58}$$

If $\Phi_1(w_{2_0}) > 0$, with $(d_0 + \Psi_{i=0,1}) \in (\pi, \pi/2]$, then $\text{sign}[d(\text{Re } \lambda)/d\tau_2]_{\tau_2=\tau_{2_0}} > 0$, and hence the transversality condition holds and the system undergoes Hopf-bifurcation. \square

4.3. Delay in Latent Period and Seeking Medical Care ($\tau_1 = \tau_2 = \tau > 0$). Making a substitution of $\tau_1 = \tau_2 = \tau$ in (23), we get

$$\begin{aligned} g(\lambda, e^{-\lambda\tau}) &= \lambda^5 + k_4\lambda^4 + k_3\lambda^3 + k_2\lambda^2 + k_1\lambda + k_0 \\ &+ ((s_4)\lambda^4 + s_3\lambda^3 + s_2\lambda^2 + s_1\lambda + s_0) e^{-\lambda\tau} \\ &+ (s'_3\lambda^3 + s'_2\lambda^2 + s'_1\lambda + s'_0) e^{-2\lambda\tau} = 0 \end{aligned} \tag{59}$$

with

$$\begin{aligned} s_4 &= (\gamma + \delta) e^{-\mu\tau}, \\ s_3 &= (\gamma l_3 + m_3 \delta) e^{-\mu\tau}, \\ s_2 &= (l_2 \gamma + m_2 \delta) e^{-\mu\tau}, \\ s_1 &= (l_1 \gamma + m_1 \delta) e^{-\mu\tau}, \\ s_0 &= (l_0 \gamma + m_0 \delta) e^{-\mu\tau}, \\ s'_3 &= (\gamma \delta) e^{-2\mu\tau}, \\ s'_2 &= n_2 \delta \gamma e^{-2\mu\tau}, \\ s'_1 &= n_1 \gamma \delta e^{-2\mu\tau}, \\ s'_0 &= n_0 \gamma e^{-2\mu\tau} \end{aligned} \tag{60}$$

In order to examine whether or not the endemic equilibrium loses stability and undergoes Hopf-bifurcation as an outcome with inclusion of the time delays, a pair of purely imaginary root of the transcendental equation (59) is found. Suppose the pair of the imaginary root is given as $\lambda = i\nu$ with infection rate oscillation frequency ($\nu > 0$), using Euler's expansion and making a substi-

tution into (59), separating real and imaginary parts, we obtain

$$g_0 \cos \nu\tau + g_1 \sin \nu\tau + g_2 \sin 2\nu\tau = G_1, \tag{61}$$

$$-g_1 \cos \nu\tau + g_0 \sin \nu\tau + g_3 \sin 2\nu\tau = G_2, \tag{62}$$

where

$$\begin{aligned} g_0 &= s_1 \nu - s_3 \nu^3, \\ g_1 &= s_2 \nu^2 - s_4 \nu^4 - s_0, \\ g_2 &= s_2 \nu^2, \\ g_3 &= s'_3 \nu^3 + s'_1 \nu, \\ G_1 &= \nu^5 + (k_3 + s_3 + s'_3) \nu^3 - (k_1 + s'_1) \nu, \\ G_2 &= (k_2 + s'_2) \nu^2 - (k_4 \nu^4 + k_0 + s'_0). \end{aligned} \tag{63}$$

Squaring and adding (61) and (62), we get following equation:

$$g_0^2 + g_1^2 - G_1^2 - G_2^2 = -\frac{1}{2} (g_2^2 + g_3^2) (1 - \cos 4\nu\tau). \tag{64}$$

Supposing $\|\cos 4\nu\tau\| < 1$, (64) leads to

$$G_1^2 + G_2^2 - (g_0^2 + g_1^2) = 0, \tag{65}$$

which reduces to

$$\begin{aligned} &\nu^{10} + (2(k_3 + s_3 + s'_3) + k_4^2 - s_4^2) \nu^8 \\ &+ ((k_3 + s_3 + s'_3)^2 + 2(k_1 + s'_1) - 2k_4(k_2 + s'_2) \\ &+ 2s_2 s_4 - s_3^2) \nu^6 + (2(k_1 + s'_1)(k_3 + s_3 + s'_3) \\ &+ 2k_4(k_0 + s'_0) + 2s_1 s_3 - (s_2^2 + 2s_0 s_4)) \nu^4 \\ &+ ((k_1 + s'_1)^2 + 2s_0 s_2 - 2(k_2 + s'_2)(k_0 + s'_0) - s_1^2) \\ &\cdot \nu^2 + (k_0 + s'_0)^2 = 0. \end{aligned} \tag{66}$$

Let $z = \nu^2$ such that we obtain (66) in terms of z :

$$L(z) = z^5 + u_4 z^4 + u_3 z^3 + u_2 z^2 + u_1 z + u_0, \tag{67}$$

with

$$\begin{aligned} u_4 &= 2(k_3 + s_3 + s'_3) + k_4^2 - s_4^2, \\ u_3 &= (k_3 + s_3 + s'_3)^2 + 2(k_1 + s'_1) - 2k_4(k_2 + s'_2) \end{aligned}$$

$$\begin{aligned}
 &+ (2s_2s_4 - s_3^2), \\
 u_2 &= 2(k_1 + s_1')(k_3 + s_3 + s_3') + 2k_4(k_0 + s_0') \\
 &+ 2s_1s_3 - (s_2^2 + 2s_0s_4), \\
 u_0 &= (k_0 + s_0')^2 \\
 u_1 &= (k_1 + s_1')^2 + 2s_0s_2 - 2(k_2 + s_2')(k_0 + s_0') - s_1^2.
 \end{aligned} \tag{68}$$

Since (67) has a high degree polynomial we compute the eigenvalues numerically by using parameter values in Table 2. The resulting polynomial is

$$\begin{aligned}
 z^5 - 295.18z^4 - 130.18z^3 + 92.52z^2 - 0.15038z + 2.6 \\
 \times 10^{-12} = 0.
 \end{aligned} \tag{69}$$

Therefore, the following eigenvalues are obtained:

$$\begin{aligned}
 z_1 &= 295.62, \\
 z_2 &= 0, \\
 z_3 &= 0.001629, \\
 z_4 &= 0.38024, \\
 z_5 &= -0.8212.
 \end{aligned} \tag{70}$$

We observe that there is only one negative real root which does not guarantee stability of model (1) in the presence of time delays $\tau = \tau_1 = \tau_2 > 0$; thus by Lemma 7 there exists a pure imaginary root w_c such that a critical time delay τ_c is achieved for which there is death or birth of period oscillations (Hopf-bifurcation).

Equation (64) yields

$$\begin{aligned}
 \tau_c &= \left(\frac{1}{4v_0} \arccos \frac{g_2^2 + g_3^2 + 2(g_0^2 + g_1^2 - (G_1^2 + G_2^2))}{g_2^2 + g_3^2} \right) \\
 &+ \frac{j\pi}{2v_0}; \quad j = 0, 1, 3, \dots
 \end{aligned} \tag{71}$$

with $\lambda = iv$ (a purely imaginary root of (59)), if condition $g_0^2 + g_1^2 = G_1^2 + G_2^2$ and $\tau \in [0, \tau_c)$ holds. Without loss of generality, let v_0 represent the value v_0 corresponding to τ_c . We thus state the result below.

Proposition 13. *If condition $g_0^2 + g_1^2 = G_1^2 + G_2^2$ holds, then the chronic steady state P^* is locally asymptotically stable for $\tau \in [0, \tau_c)$ and unstable when $\tau > \tau_c$ and undergoes a Hopf-bifurcation.*

5. Numerical Simulation and Results

In this section, we use MATLAB dde23 function to obtain numerical simulations and graphical representations of model (1) to supplement the analytical solutions in Section 4. Parameter values in Table 2 are used in the simulation.

The positive endemic equilibrium is $P^* = (S^*, V^*, E^*, C^*, I^*) = (2099, 6, 54, 2, 100)$. In the absence of delays $\tau_1 = \tau_2 = 0$, the characteristic polynomial equation (24) is

$$\begin{aligned}
 \lambda^5 + 0.7364\lambda^4 - 148.4007\lambda^3 - 4.9408\lambda^2 - 0.3965\lambda \\
 - 0.0001806.
 \end{aligned} \tag{72}$$

The corresponding eigenvalues are $\lambda_1 = 11.8366$, $\lambda_2 = -0.000472$, $\lambda_3 = -12.5357$, and $\lambda_{4,5} = -0.01641 \pm 0.4885i$. Therefore, since the eigenvalues have one positive root and four negative roots, the endemic equilibrium changes state of stability from unstable to stable thus and undergoes a Hopf-bifurcation (see Figure 3). This implies that, as time approaches infinity, the partial populations are stable and pneumococcal pneumonia can no longer cause harm to individuals.

The numerical simulation of (27) yields the characteristic roots as $\lambda_1 = 0$, $\lambda_2 = 14.4621i$, $\lambda_3 = -14.4416$, $\lambda_4 = \pm 0.00041 + 0.3771i$, $\lambda_5 = \pm 0.0579 + 0.1335i$. As τ_1 increases from zero, there is a value $\tau_{1_0} > 0$ such that the endemic equilibrium is stable for $\tau_1 = [0, \tau_{1_0}]$ and unstable for $\tau_1 > \tau_{1_0}$. At this critical value, the endemic equilibrium loses stability and Hopf-bifurcation arises. The real positive root is $w_{1_0} = 14.4621$ and the critical time delay $\tau_{1_0} = 0.109$ of a day ≈ 3 hrs.

Figure 4 shows the evolution of the susceptible and infected population of system (1). The low and high peaks in the number of susceptible and infected individuals indicate the season peak of the disease. If $\tau_1 < \tau_{1_0} = 0.109$ of a day ≈ 3 hrs, the partial populations of the susceptible and the infected are stable whereas if $\tau_1 > \tau_{1_0} = 0.109$ of a day ≈ 3 hrs, the populations are unstable and it is hard to predict the future pattern of the disease prevalence.

The numerical computation of (42) yields eigenvalues $\lambda_1 = 0$, $\lambda_2 = 0.06508i$, $\lambda_3 = -0.06522$, $\lambda_4 = -12.038$, and $\lambda = -12.3263$. The positive root $w_{2_0} = 0.06508$ and the critical time delay $\tau_{2_0} = 26$ days, and hence system (1) is stable for $\tau_2 < 26$ days and unstable for $\tau_2 > \tau_{2_0}$. A characteristic polynomial (59) corresponding to two delays is solved to give the eigenvalues as $\lambda_1 = 0$, $\lambda_2 = -17.1963$, $\lambda_3 = -0.6166$, $\lambda_4 = -0.04036$, $\lambda_5 = 0.9026i$, the real positive root $w_c = 0.9062$, and the critical time delay $\tau_c = 2.069$ days.

Figure 5 depicts the time series solution approaching their equilibrium point as time approaches infinity. This confirms the stability of the system when the value of time delay is less than $\tau_c = 2.069$ days and instability of the system if $\tau > \tau_c = 2.069$ days (see Proposition 12).

To explore the effect of time delay τ_2 on pneumococcal pneumonia, we fix time delay $\tau_1 = 3$ days, and the

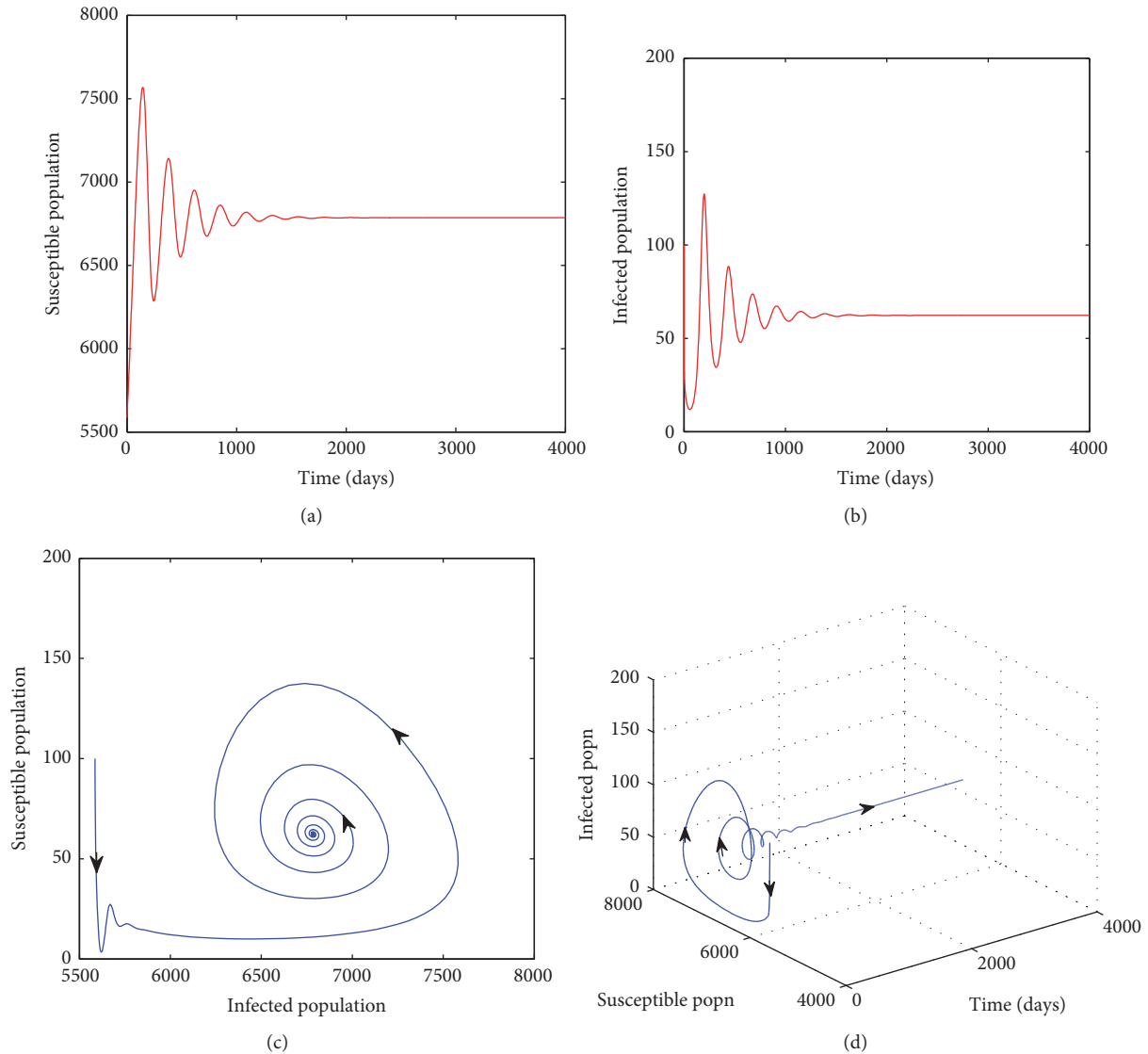


FIGURE 3: (a and b) Stability of the endemic equilibrium showing Hopf-bifurcation, with initial variables: $S(0) = 5586, V(0) = 22, C(0) = 64, I(0) = 11,$ and $E(0) = 100$. (c and d) The evolution of the infected, the susceptible and corresponding I-S portrait, and 3D phase trajectories, with $R_0 = 15.4, R_0^u = 15.14,$ and $R_0^v = 0.271$ parameters: $\mu = 2.0547 \times 10^{-4}; \phi = 3.574 \times 10^{-2}$. The rest of the parameters remain fixed as in Table 2.

parameter τ_2 is varied (Figure 6). The rate of convergence to stability of the endemic equilibrium point is attained with a reduction in the delay and a divergence is due to an increase in the delay that results into instability of the system. This gives rise to Hopf-bifurcation phenomenon.

In Figure 7, time delay τ_2 is fixed at 2 days in order to study the effect of time delay τ_1 on model (1). We observe an increase in the magnitude of the amplitude of oscillations as τ_1 increases; thus divergence from the endemic equilibrium occurs leading to unstable state. This implies that the disease will persist in the population with increased delays if there is no intervention instituted to reduce the delays. On the other hand a decrease in τ_1 guarantees

the asymptotic stability of the endemic equilibrium which implies the disease can be eradicated from the population.

6. Discussion

In this paper, we propose and analyze a mathematical model of pneumococcal pneumonia with time delays. We derive the control reproductive ratio R_0 . The results show that, without delays ($\tau_1 = \tau_2 = 0$), the disease-free equilibrium P_0 is locally asymptotically stable if the control reproductive ratio $R_0 < 1$, whenever conditions $(\mu + \zeta)(\mu + \nu) > \zeta \nu$ and $R_0^v < 1$ hold, and unstable if $R_0 > 1$.

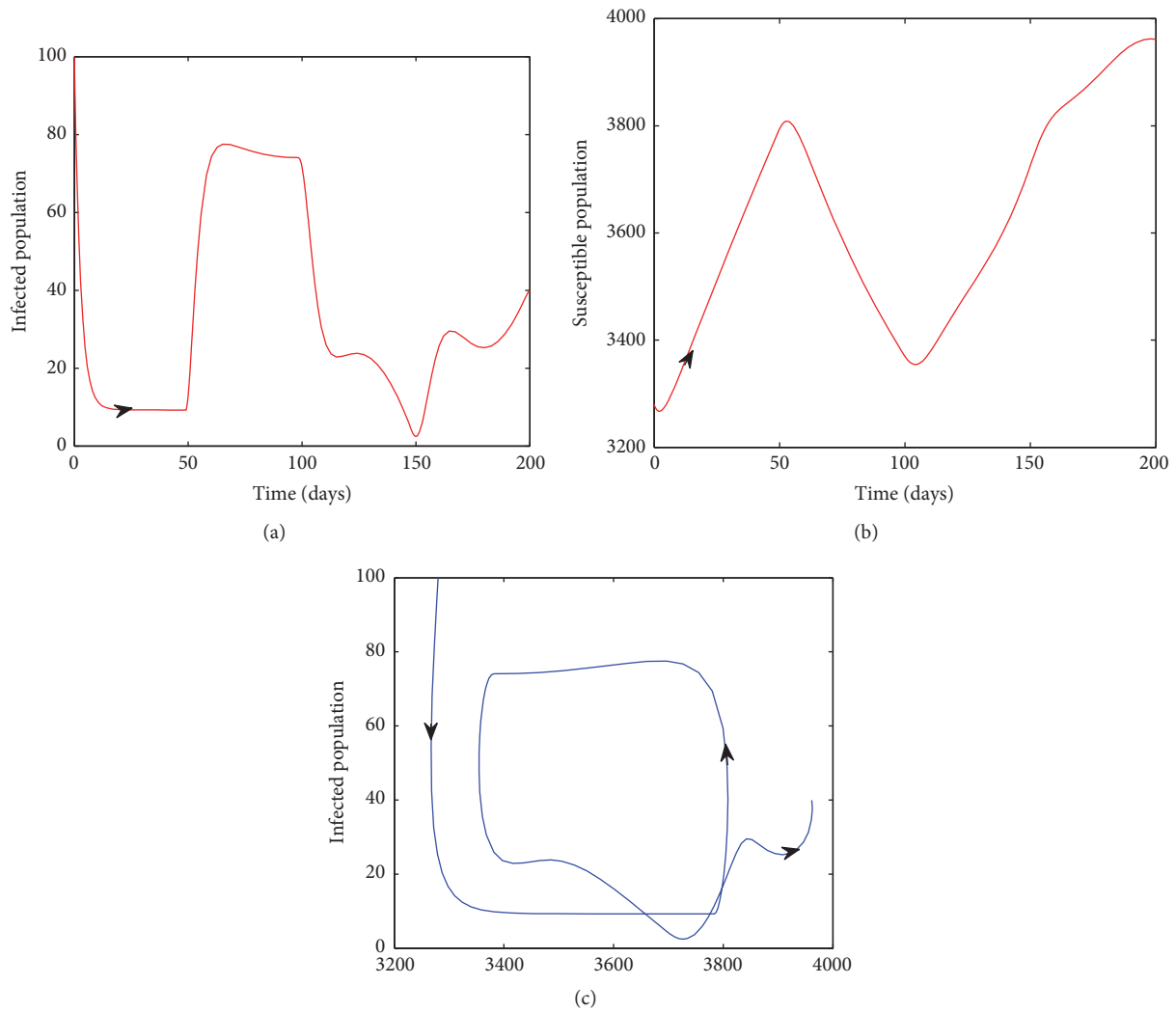


FIGURE 4: Simulation of model (1) for $\tau_2 = 0$ and $\tau_1 > 0$, with initial variable values: $(S(0), V(0), E(0), C(0), I(0)) = (3280, 30, 10, 10, 100)$. The rest of the parameters are as in Table 2.

The analysis of model (1) is done. The results show that the endemic equilibrium is locally stable without delays and stable if the delays are under conditions. The transversality conditions for the existence of Hopf-bifurcation are stated and proved for three cases: (1) $\tau_1 = 0, \tau_2 = \tau > 0$, (2) $\tau_1 = \tau > 0, \tau_2 = 0$, and (3) $\tau_1 = \tau_2 = \tau > 0$. Critical values at which Hopf-bifurcation occur have been obtained. The results show that, at critical values $\tau_{1_0} = 0.109 \approx 3$ hrs, $\tau_{2_0} = 26$ days, and $\tau_c = 2.069$ days, the endemic equilibrium losses stability.

We investigated the effect of two delays τ_1 and τ_2 on the stability of model (1). Based on the numerical simulations obtained in this paper, we found out that when τ_1, τ_2 are below the critical values τ_{1_0} and τ_{2_0} , respectively, model (1) is asymptotically stable, which implies that the number of individuals in the five subpopulations will be in ideal equilibrium and prevalence of pneumococcal pneumonia can

easily be controlled. Conversely, if the values of the delays τ_1, τ_2 are greater than the critical values τ_{1_0} and τ_{2_0} , respectively, a Hopf-bifurcation arises and this phenomenon suggests persistent of pneumococcal pneumonia in the population. The number of individuals in the five subpopulations of model (1) will fluctuate periodically; this is not helpful; effort should be put to control such a phenomenon.

Longer time delays destabilize the system and give rise to Hopf-bifurcations. This explains the oscillatory seasonal change of pneumococcal pneumonia disease in human population whose immune systems are weak. Therefore, measures to reduce delays in latent and seeking medical care during pneumococcal pneumonia epidemic should be prioritized. The results herein could be helpful to direct future research of bacterial infections that become severe in individuals that have history of exposure to viral infections such as influenza A virus.

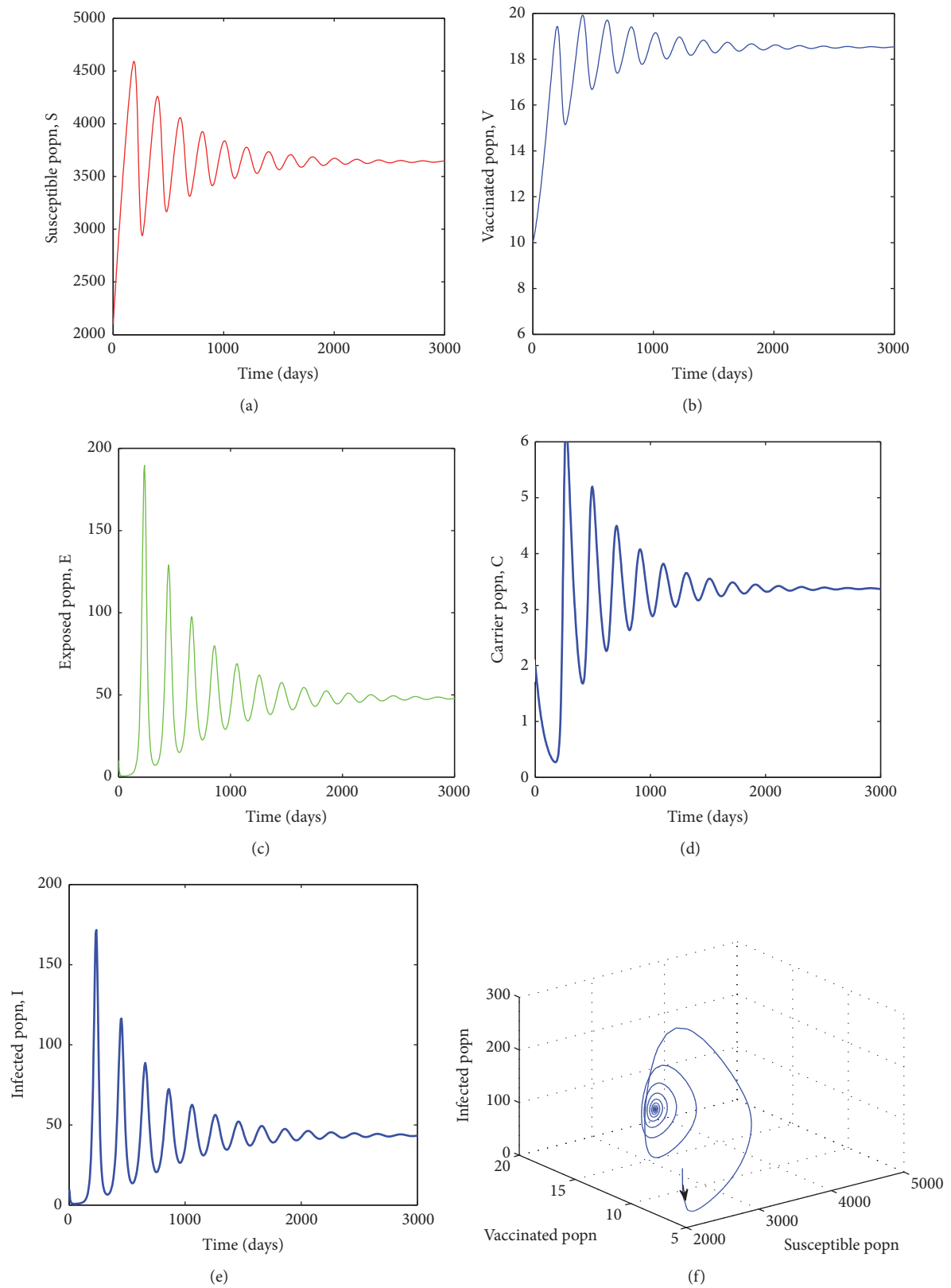


FIGURE 5: Stability of the endemic equilibrium P^* for $\tau_1 = \tau_2 = 2$ days. The rest of the parameters are as in Table 2.

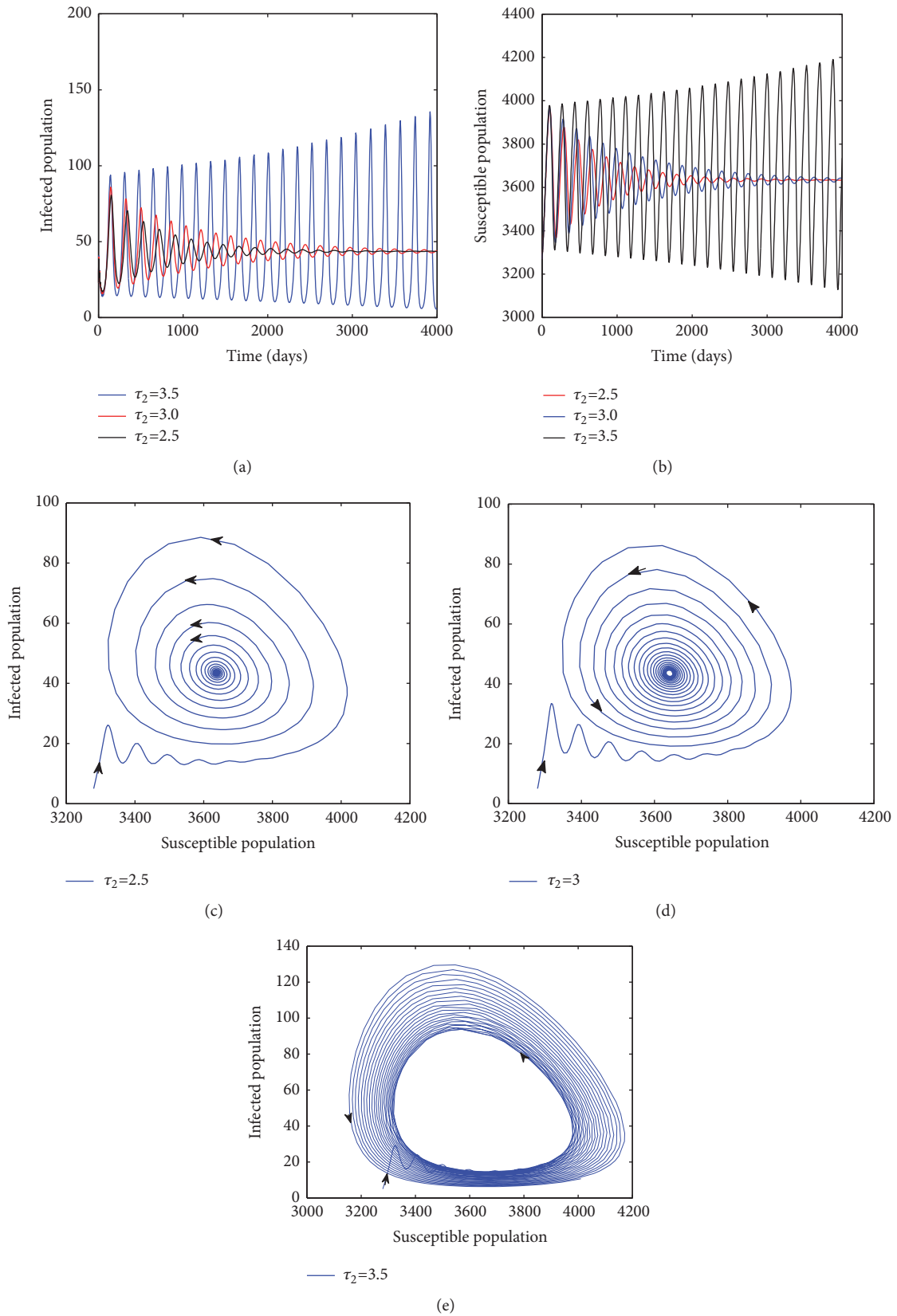


FIGURE 6: The effect of varying τ_2 on the dynamics of model (1). The delay τ_2 was chosen as $\tau_2 = 2.5, 3, 3.5$. All other parameters remain as stated in Table 2.

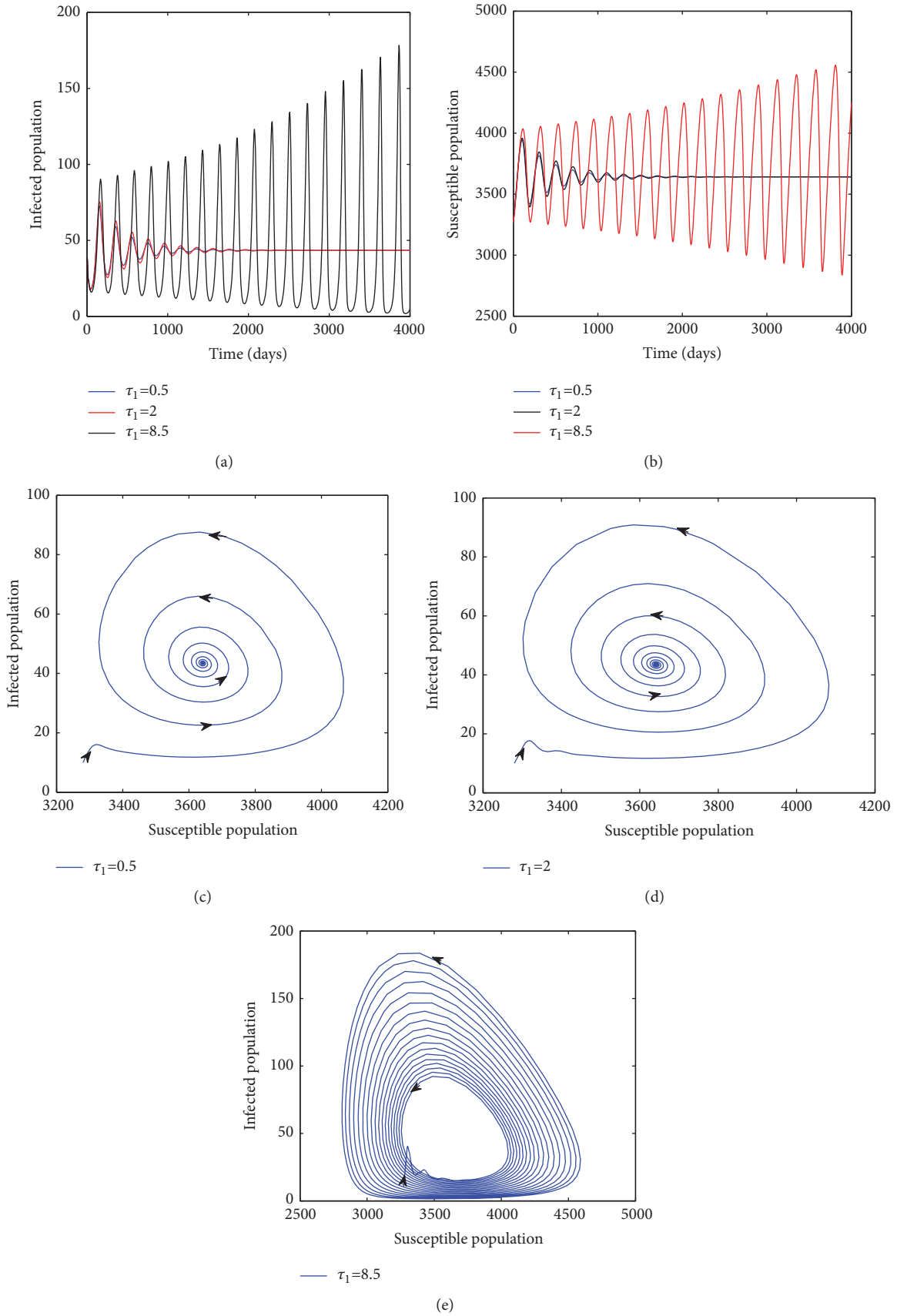


FIGURE 7: The effect of varying time delay τ_1 on the dynamics of model (1). The delay τ_1 was chosen as $\tau_1 = 0.5, 2, 8.5$. All the parameter values are the same as in Table 2.

Appendix

A. Detailed Mathematical Coefficient Terms in the Paper with Corresponding Computed Values Obtained by Using Parameters from Table 2

A.1. Coefficient Terms in the Transcendental Equation (23)

$$\begin{aligned}
 k_4 &= -(a_1 + a_5 + a_8 + a_{11} + a_{14}), \\
 k_3 &= (a_8(a_1 + a_5) + a_{11}(a_5 + a_1 + a_8 + a_{14}) \\
 &\quad + a_{14}(a_5 + a_1 + a_8) + a_1 a_5 - a_{12} a_{13} - a_2 a_4), \\
 k_2 &= (a_2 a_4(a_8 + a_{11} + a_{14}) + a_{12} a_{13}(a_1 + a_5 + a_8) \\
 &\quad - a_1 a_5(a_8 + a_{11} + a_{14}) - a_1 a_8(a_{11} + a_{14}) \\
 &\quad - a_{11}(a_5 a_8 + a_1 a_{14}) - a_{14}(a_5 a_8 + a_5 a_{11}) \\
 &\quad + a_8 a_{11}), \\
 k_1 &= (a_8 a_{11}(a_1 a_5 - a_2 a_4) + a_1 a_5(a_8 a_{14} + a_{11} a_{14}) \\
 &\quad - a_2 a_4 a_{14}(a_8 + a_{11}) \\
 &\quad + a_{12} a_{13}(a_2 a_4 - a_1 a_5 - a_1 a_8 - a_5 a_8) \\
 &\quad + a_{11} a_{14}(a_1 a_8 + a_5 a_8)), \\
 k_0 &= a_8(a_{11} a_{14} - a_{12} a_{13})(a_2 a_4 - a_1 a_5), \\
 l_3 &= -(a_5 + a_{11} + a_{14} + a_1 + a_9), \\
 l_2 &= (a_1(a_5 + a_{11} + a_{14}) + a_5(a_{11} + a_{14})) + (a_1 a_9 \\
 &\quad - a_3 a_7 + a_5 a_9 + a_9 a_{11}), \\
 l_1 &= (a_2 a_4(a_{14} + a_{11}) - a_1 a_5(a_{11} - a_{14}) \\
 &\quad - a_{11} a_{14}(a_1 - a_5) + a_{12} a_{13}(a_5 + a_1)) \\
 &\quad + (a_3 a_7(a_5 + a_{11}) + a_2(a_4 a_9 - a_6 a_7) \\
 &\quad - a_9 a_{11}(a_1 + a_5) - a_1 a_5 a_9), \\
 l_0 &= (a_{12} a_{13}(a_2 a_4 - a_1 a_5) - a_{11} a_{14}(a_2 a_4 + a_1 a_5)) \\
 &\quad + a_7 a_{11}(a_2 a_6 - a_3 a_5) + a_9 a_{11}(a_1 a_5 - a_2 a_4), \\
 m_3 &= (a_1 + a_5 + a_8 + a_{11}), \\
 m_2 &= (a_1 a_5 - a_2 a_4 + a_1 a_8 + a_1 a_{11} + a_5 a_8 + a_5 a_{11} \\
 &\quad + a_8 a_{11}), \\
 m_1 &= (a_2 a_4 a_8 - a_1 a_5 a_{11} + a_2 a_4 a_{11} - a_1 a_8 a_{11} \\
 &\quad - a_5 a_8 a_{11} - a_1 a_5 a_8), \\
 m_0 &= a_8 a_{11}(a_1 a_5 - a_2 a_4),
 \end{aligned}$$

$$\begin{aligned}
 n_2 &= ((a_5 + a_{11} + a_1) + a_{11} a_{14} - a_{12} a_{13} - a_2 a_4), \\
 n_1 &= (a_{11}(a_1 + a_5) + a_1 a_5 - a_2 a_4), \\
 n_0 &= a_{11}(a_2 a_4 - a_1 a_5).
 \end{aligned}$$

(A.1)

Hence

$$\begin{aligned}
 a_1 &= -0.01218, \\
 a_2 &= 5.479 \times 10^{-4}, \\
 a_3 &= -0.1764, \\
 a_4 &= 2.53 \times 10^{-5}, \\
 a_5 &= 0.008057, \\
 a_6 &= -0.0003596, \\
 a_7 &= 0.0101, \\
 a_9 &= 445, \\
 a_{10} &= 0.005455, \\
 a_{11} &= -0.01302, \\
 a_{12} &= 0.0003596, \\
 a_{13} &= 0.01096, \\
 a_{14} &= -0.03777, \\
 a_{15} &= -0.3319, \\
 a_{16} &= 0.33196, \\
 a_{17} &= 0.3279, \\
 k_4 &= -0.07308, \\
 k_3 &= 0.001759, \\
 k_2 &= -0.00008172, \\
 k_1 &= 0.0005897, \\
 k_0 &= 9.833 \times 10^{-11}, \\
 l_3 &= -445.2, \\
 l_2 &= -14.81, -1.1915, \\
 l_0 &= -0.0005686, \\
 m_3 &= -0.03531, \\
 m_2 &= 0.0004299, \\
 m_1 &= 0.00006202, \\
 m_0 &= 00002674, \\
 n_2 &= -0.3277,
 \end{aligned}$$

$$\begin{aligned} n_1 &= 0.0003616, \\ n_0 &= 0.000001277. \end{aligned}$$

(A.2)

$$\begin{aligned} A_1 &= -0.3966, \\ A_0 &= -2585 \times 10^{-11}. \end{aligned}$$

(A.7)

A.2. Coefficient Terms in the Characteristic Equation (24)

$$\begin{aligned} b_4 &= k_4 + \gamma + \delta, \\ b_3 &= k_3 + l_3\gamma + m_3\delta, \\ b_2 &= k_2 + l_2\gamma + m_2\delta + n_2\gamma\delta, \\ b_1 &= k_1 + l_1\gamma + m_1\delta + n_1\gamma\delta, \\ b_0 &= l_0\gamma + m_0\delta + n_0\gamma\delta, \end{aligned} \tag{A.3}$$

and hence

$$\begin{aligned} b_4 &= 0.7364, \\ b_3 &= -148.4007, \\ b_2 &= -4.9408, \\ b_1 &= -0.3965, \\ b_0 &= -0.0001806. \end{aligned} \tag{A.4}$$

A.3. Coefficient Terms in (47)

$$\begin{aligned} A_4 &= (p_2^2 - p^2\gamma^2\delta^2q_4 - 2p_3), \\ A_3 &= (2p_1 + p_3^2 - 2p_2p_4 - p^2\gamma\delta^2(q_3^2 - 2q_4q_2)), \\ A_2 &= (p_2^2 - 2p_1p_2 - p^2\gamma^2\delta^2(2q_4q_0 + q_2^2 - 2q_1q_3)), \\ A_1 &= p_1 - p^2\gamma^2\delta^2(q_1 - 2q_2q_0), \\ A_0 &= -q_0^2p^2\gamma^2\delta^2, \end{aligned} \tag{A.5}$$

(A.5)

(A.6)

and hence

$$\begin{aligned} A_4 &= 296.9, \\ A_3 &= 22018, \\ A_2 &= 0.3754, \end{aligned}$$

A.4. Coefficient Terms in Transversality Condition of (55)

$$\begin{aligned} d_0 &= w_{2_0}\tau_2, \\ f_1 &= 5w_{2_0}^4 - (3p_3w_{2_0}^2 + p_1), \\ f_2 &= 4p_4w_{2_0}^3 - 2p_2w_{2_0}, \\ f_3 &= 2p_2w_{2_0} - 4p_4w_{2_0}^3, \\ f_4 &= 5w_{2_0}^4 - 3p_3w_{2_0}^2, \\ g_1 &= p\gamma\delta(q_3w_{2_0}^4 - q_1w_{2_0}^2), \\ g_2 &= p\gamma\delta(q_4w_{2_0}^5 + q_0w_{2_0} - q_2w_{2_0}^3), \\ f_5 &= q_1 + 2q_2w_{2_0} - (3q_3w_{2_0}^2 + 4q_4w_{2_0}^3), \end{aligned} \tag{A.8}$$

and hence

$$\begin{aligned} p &= 0.9939, \\ p_4 &= 0.4064, \\ p_3 &= -148.4, \\ p_2 &= 0.3333, \\ p_1 &= -0.3966, \\ p_0 &= -0.0001895, \\ q_4 &= 0.3279, \\ q_3 &= 0.6280, \\ q_2 &= -0.003463, \\ q_1 &= 0.00004153, \\ q_0 &= 0.00002672. \end{aligned} \tag{A.9}$$

B. Computation of Critical Values

B.1. Critical Value for Seeking Medical Care τ_{2_0} . By applying L'Hopitals rule to the arccos function of (51), let

$$\begin{aligned} y &= \arccos(Z), \quad Z = \frac{(p_2w_{2_0}^2 - p_4w_{2_0}^4 - p_0)(q_4w_{2_0}^4 - q_2w_{2_0}^2 + q_0) + (q_3w_{2_0}^3 - q_1w_{2_0})(p_3w_{2_0}^3 - w_{2_0}^5 - p_1w_{2_0})}{p\gamma\delta((q_4w_{2_0}^4 - q_2w_{2_0}^2 + q_0)^2 - (q_1w_{2_0} - q_3w_{2_0}^3)^2)}, \\ \frac{d(y)}{dw_{2_0}} &= -\frac{(2p_2w_{2_0} - 4p_4w_{2_0}^3 - p_0)(q_4w_{2_0}^4 - q_2w_{2_0}^2 + q_0) + (p_2w_{2_0}^2 - p_4w_{2_0}^4 - p_0)(4q_4w_{2_0}^3 - 2q_2w_{2_0})}{p\gamma\delta(2(q_4w_{2_0}^4 - q_2w_{2_0}^2 + q_0)(4q_4w_{2_0}^3 - 2q_2w_{2_0}) - 2(q_1w_{2_0} - q_3w_{2_0}^3)(q_1 - 3q_3w_{2_0}^2)\sqrt{1 - Z^2})} \\ &\quad - \frac{(p_3w_{2_0}^3 - w_{2_0}^5 - p_1w_{2_0})(3q_3w_{2_0}^2 - q_1) + (q_3w_{2_0}^3 - q_1w_{2_0})(3p_3w_{2_0}^2 - 5w_{2_0}^4 - p_1)}{p\gamma\delta(2(q_4w_{2_0}^4 - q_2w_{2_0}^2 + q_0)(4q_4w_{2_0}^3 - 2q_2w_{2_0}) - 2(q_1w_{2_0} - q_3w_{2_0}^3)(q_1 - 3q_3w_{2_0}^2)\sqrt{1 - Z^2})} = 0.174 \end{aligned} \tag{B.1}$$

Data Availability

Data supporting this time delay model are from previously published research articles; parameter values have been cited in Table 2.

Conflicts of Interest

The authors declare that there are no conflicts of interest concerning the publication of this paper.

Acknowledgments

We would like to thank Pan African University Institute of Basic Sciences Technology and Innovation (PAUSTI), Busitema University, and Uganda Martyrs' University for the financial support.

References

- [1] J. F. Brundage and G. D. Shanks, "Deaths from bacterial pneumonia during 1918-19 influenza pandemic," *Emerging Infectious Diseases*, vol. 14, no. 8, pp. 1193-1199, 2008.
- [2] A. Domínguez, P. Ciruela, J. J. García-García et al., "Effectiveness of 7-valent pneumococcal conjugate vaccine in the prevention of invasive pneumococcal disease in children aged 7-59 months. A matched case-control study," *PloS One*, vol. 12, no. 8, pp. 1-15, 2017.
- [3] M. Lipsitch, "Bacterial vaccines and serotype replacement: lessons from haemophilus influenzae and prospects for streptococcus pneumoniae," *Emerging Infectious Diseases*, vol. 5, no. 3, pp. 336-345, 1999.
- [4] F. K. Mbabazi, J. Mugisha, and M. Kimathi, "Modeling the within-host co-infection of influenza A virus and pneumococcus," *Applied Mathematics and Computation*, vol. 339, pp. 488-506, 2018.
- [5] S. P. Sethi, "Optimal Quarantine Programmes for Controlling an Epidemic Spread," *Journal of the Operational Research Society*, vol. 29, no. 3, pp. 265-268, 1978.
- [6] G.-Q. Sun, S.-L. Wang, Q. Ren, Z. Jin, and Y.-P. Wu, "Effects of time delay and space on herbivore dynamics: linking inducible defenses of plants to herbivore outbreak," *Scientific Reports*, vol. 5, Article ID 11246, pp. 1-10, 2015.
- [7] L. Li, Z. Jin, and J. Li, "Periodic solutions in a herbivore-plant system with time delay and spatial diffusion," *Applied Mathematical Modelling*, vol. 40, no. 7-8, pp. 4765-4777, 2016.
- [8] K. L. Cooke and P. van den Driessche, "Analysis of an SEIRS epidemic model with two delays," *Journal of Mathematical Biology*, vol. 35, no. 2, pp. 240-260, 1996.
- [9] R. Xu and Z. Ma, "Global stability of a delayed SEIRS epidemic model with saturation incidence rate," *Nonlinear Dynamics*, vol. 61, no. 1-2, pp. 229-239, 2010.
- [10] S. Saha and G. Samanta, "Modelling and optimal control of HIV/AIDS prevention through PrEP and limited treatment," *Physica A: Statistical Mechanics and its Applications*, vol. 516, pp. 280-307, 2019.
- [11] G. L. Rodgers and K. P. Klugman, "Surveillance of the impact of pneumococcal conjugate vaccines in developing countries," *Human Vaccines & Immunotherapeutics*, vol. 12, no. 2, pp. 417-420, 2016.
- [12] K. L. O'Brien, L. J. Wolfson, J. P. Watt et al., "Burden of disease caused by *Streptococcus pneumoniae* in children younger than 5 years: global estimates," *The Lancet*, vol. 374, no. 9693, pp. 893-902, 2009.
- [13] P.-Y. Iroh Tam, A. E. Sadoh, and S. K. Obaro, "A meta-analysis of antimicrobial susceptibility profiles for pneumococcal pneumonia in sub-Saharan Africa," *Paediatrics and International Child Health*, vol. 38, no. 1, pp. 7-15, 2018.
- [14] M. T. Waheed, M. Sameeullah, F. A. Khan et al., "Need of cost-effective vaccines in developing countries: What plant biotechnology can offer?" *SpringerPlus*, vol. 5, no. 1, pp. 1-9, 2016.
- [15] V. Rémy, N. Largeron, S. Quilici, and S. Carroll, "The economic value of vaccination: why prevention is wealth," *Journal of Market Access & Health Policy*, vol. 3, no. 1, pp. 1-4, 2015.
- [16] G. Samanta and S. P. Bera, "Analysis of a Chlamydia epidemic model with pulse vaccination strategy in a random environment," *Nonlinear Analysis-Modelling and Control*, vol. 23, no. 4, pp. 457-474, 2018.
- [17] G. P. Samanta, P. Sen, and A. Maiti, "A delayed epidemic model of diseases through droplet infection and direct contact with saturation incidence and pulse vaccination," *Systems Science & Control Engineering*, vol. 4, no. 1, pp. 320-333, 2016.
- [18] J. Gjorgjieva, K. Smith, G. Chowell, F. Sánchez, J. Snyder, and C. Castillo-Chavez, "The Role of Vaccination in the Control of SARS," *Mathematical Biosciences and Engineering*, vol. 2, no. 4, pp. 753-769, 2005.
- [19] P. R. S. Rao and M. N. Kumar, "A dynamic model for infectious diseases: the role of vaccination and treatment," *Chaos, Solitons & Fractals*, vol. 75, pp. 34-49, 2015.
- [20] Q. Liu, B. Li, and M. Sun, "Global Dynamics of an SIRS Epidemic Model with Distributed Delay on Heterogeneous Network," *Mathematical Problems in Engineering*, vol. 2017, Article ID 6376502, 9 pages, 2017.
- [21] M. Li and X. Liu, "An SIR epidemic model with time delay and general nonlinear incidence rate," *Abstract and Applied Analysis*, vol. 2014, Article ID 131257, 8 pages, 2014.
- [22] H. Zhao and M. Zhao, "Global Hopf bifurcation analysis of an susceptible-infective-removed epidemic model incorporating-media coverage with time delay," *Journal of Biological Dynamics*, vol. 11, no. 1, pp. 8-24, 2017.
- [23] A. K. Misra, S. N. Mishra, A. L. Pathak, P. Misra, and R. Naresh, "Modeling the effect of time delay in controlling the carrier dependent infectious disease - Cholera," *Applied Mathematics and Computation*, vol. 218, no. 23, pp. 11547-11557, 2012.
- [24] L. Zuo and M. Liu, "Effect of awareness programs on the epidemic outbreaks with time delay," *Abstract and Applied Analysis*, vol. 2014, Article ID 940841, 8 pages, 2014.
- [25] T. Zhang, X. Meng, and T. Zhang, "SVEIRS: A new epidemic disease model with time delays and impulsive effects," *Abstract and Applied Analysis*, vol. 2014, Article ID 542154, 15 pages, 2014.
- [26] G. O. Agaba, Y. N. Kyrychko, and K. B. Blyuss, "Time-delayed SIS epidemic model with population awareness," *Ecological Complexity*, vol. 31, pp. 50-56, 2017.
- [27] S. Sharma, A. Mondal, A. K. Pal, and G. P. Samanta, "Stability analysis and optimal control of avian influenza virus A with time delays," *International Journal of Dynamics and Control*, vol. 6, no. 3, pp. 1351-1366, 2018.
- [28] K. L. Sutton, H. T. Banks, and C. Castillo-Chavez, "Estimation of invasive pneumococcal disease dynamics parameters and the impact of conjugate vaccination in," Tech. Rep. CRSC-TR07-15, North Carolina State University, Center for Research in Scientific Computation, Raleigh, NC, USA, 2007.

- [29] Uganda Bureau of Statistics, "The national population and housing census 2014," National Analytical Report, Uganda Bureau of Statistics, Kampala, Uganda, 2017.
- [30] C. Ngari, G. Pokhariyal, and J. Koske, "Analytical Model for Childhood Pneumonia, a Case Study of Kenya," *British Journal of Mathematics & Computer Science*, vol. 12, pp. 1–28, 2016.
- [31] C. G. Ngari, D. M. Malonza, and G. G. Muthuri, "A model for childhood pneumonia dynamics," *Journal of Life Sciences Research*, vol. 1, no. 2, pp. 31–40, 2014.
- [32] A. Melegaro, Y. H. Choi, R. George, W. J. Edmunds, E. Miller, and N. J. Gay, "Dynamic models of pneumococcal carriage and the impact of the Heptavalent Pneumococcal Conjugate Vaccine on invasive pneumococcal disease," *BMC Infectious Diseases*, vol. 10, no. 90, pp. 1–15, 2010.
- [33] A. Lindstrand, *Impact of pneumococcal conjugate vaccine on pneumococcal disease, carriage and serotype distribution: comparative studies in Sweden and Uganda*, Inst för folkhälsovetenskap/Dept of Public Health Sciences, Solna, Sweden, 2016.
- [34] N. J. A. White, C. V. Spain, C. C. Johnson, L. M. Kinlin, and D. N. Fisman, "Let the sun shine in: effects of ultraviolet radiation on invasive pneumococcal disease risk in Philadelphia," *BMC Infectious Diseases*, vol. 9, no. 1, pp. 1–11, 2009.
- [35] K. Källander, H. Hildenwall, P. Waiswa, E. Galiwango, S. Petersona, and G. Pariyob, "Delayed care seeking for fatal pneumonia in children aged under five years in Uganda: A case-series study," *Bulletin of the World Health Organization*, vol. 86, no. 5, pp. 332–338, 2008.
- [36] G.-H. Li and Y.-X. Zhang, "Dynamic behaviors of a modified SIR model in epidemic diseases using nonlinear incidence and recovery rates," *PLoS ONE*, vol. 12, no. 4, pp. 1–28, 2017.
- [37] O. Sharomi, C. N. Podder, A. B. Gumel, E. H. Elbasha, and J. Watmough, "Role of incidence function in vaccine-induced backward bifurcation in some HIV models," *Mathematical Biosciences*, vol. 210, no. 2, pp. 436–463, 2007.
- [38] C. Bottomley, A. Roca, P. C. Hill, B. Greenwood, and V. Isham, "A mathematical model of serotype replacement in pneumococcal carriage following vaccination," *Journal of the Royal Society Interface*, vol. 10, no. 89, pp. 1–8, 2013.
- [39] G. T. Tilahun, O. D. Makinde, and D. Malonza, "Modelling and optimal control of pneumonia disease with cost-effective strategies," *Journal of Biological Dynamics*, vol. 11, no. suppl. 2, pp. 400–426, 2017.
- [40] M. Bodnar, "The nonnegativity of solutions of delay differential equations," *Applied Mathematics Letters*, vol. 13, no. 6, pp. 91–95, 2000.
- [41] X. Yang, L. Chen, and J. Chen, "Permanence and positive periodic solution for the single-species nonautonomous delay diffusive models," *Computers & Mathematics with Applications*, vol. 32, no. 4, pp. 109–116, 1996.
- [42] L. D. Nagy and D. D. Lisa, *Epidemic Models with Pulse Vaccination And Time Delay [M.S. thesis]*, University of Waterloo, Waterloo, Canada, 2011.
- [43] P. Van Den Driessche and J. Watmough, "Further notes on the basic reproduction number," in *Lecture Notes in Mathematics*, F. Brauer, P. Van den Driessche, and J. Wu, Eds., vol. 1945, pp. 159–178, Springer, Berlin, Germany, 2008.
- [44] Y. Song and J. Wei, "Bifurcation analysis for Chen's system with delayed feedback and its application to control of chaos," *Chaos, Solitons & Fractals*, vol. 22, no. 1, pp. 75–91, 2004.
- [45] K. Wesley, R. K. Titus, B. Jacob, and L. C. Robert, "Modeling the effects of time delay on HIV-1 in vivo dynamics in the presence of ARVs," *Science Journal of Applied Mathematics and Statistics*, vol. 3, no. 4, pp. 204–213, 2015.
- [46] K. L. Sutton, H. T. Banks, and C. Castillo-Chávez, "Estimation of invasive pneumococcal disease dynamics parameters and the impact of conjugate vaccination in Australia," *Mathematical Biosciences and Engineering*, vol. 5, no. 1, pp. 175–204, 2008.