

Research Article

Some Comparison of Solutions by Different Numerical Techniques on Mathematical Biology Problem

Susmita Paul,¹ Sankar Prasad Mondal,¹ Paritosh Bhattacharya,¹
and Kripasindhu Chaudhuri²

¹Department of Mathematics, National Institute of Technology, Agartala, Jiraniya, Tripura 799046, India

²Department of Mathematics, Jadavpur University, Kolkata, West Bengal 700032, India

Correspondence should be addressed to Sankar Prasad Mondal; sankar.res07@gmail.com

Received 7 July 2016; Accepted 20 October 2016

Academic Editor: Julio D. Rossi

Copyright © 2016 Susmita Paul et al. This is an open access article distributed under the Creative Commons Attribution License, which permits unrestricted use, distribution, and reproduction in any medium, provided the original work is properly cited.

We try to compare the solutions by some numerical techniques when we apply the methods on some mathematical biology problems. The Runge-Kutta-Fehlberg (RKF) method is a promising method to give an approximate solution of nonlinear ordinary differential equation systems, such as a model for insect population, one-species Lotka-Volterra model. The technique is described and illustrated by numerical examples. We modify the population models by taking the Holling type III functional response and intraspecific competition term and hence we solve it by this numerical technique and show that RKF method gives good results. We try to compare this method with the Laplace Adomian Decomposition Method (LADM) and with the exact solutions.

1. Introduction

1.1. Population Growth Model. Mathematical models of population growth have been formed to provide a significant angle of the real ecological situation. The meaning and importance of each parameter in the models have been defined biologically [1, 2]. In case of insect population, birth and death rate of a species typically are not constant; instead, they vary periodically with the passage of seasons, whereas the Lotka-Volterra equations demonstrate an arbitrary number of ecological competitors (or predator-prey) model which is dynamic in nature. The population growth model is very important in mathematical biology which is used basically to demonstrate a simple nonlinear control system in population growth.

1.2. Holling Type III Functional Response. For getting exact population Holling type III functional response plays an important role in population dynamics. Holling type III functional response should be taken into the predator-prey interactions, which is proposed by Holling [3, 4] based on the fundament of experiment. The Holling type III functional

response in ecological model is the intake rate of a predator species as a function of prey density.

1.3. Numerical Techniques. In the field of science and technology, numerous significant physical phenomena are frequently modeled by nonlinear differential equations. Such equations are often very difficult to solve analytically. Yet, analytical approximate methods are very important for obtaining the accurate solutions which have gained much significance in recent years. There are various methods, undertaken to find out approximate solutions to nonlinear problems. Homotopy Perturbation Method (HPM), Homotopy Analysis Method (HAM), Differential Transform Method (DTM), Variational Iteration Method (VIM), Adomian Decomposition Method (ADM), Laplace Adomian Decomposition Method (LADM), and Runge-Kutta-Fehlberg (RKF) method are some very popular methods. The purpose of this paper is to bring out the numerical solution of various population models by using the approach, namely, Runge-Kutta-Fehlberg (RKF) method.

Recently, different scientists use the numerical method in their different problems. Here we try to give some references

showing the importance of quasi-numerical methods techniques in present time: Kumar and Baskar [5] consider B-spline quasi-interpolation based numerical methods for some Sobolev type equations. Analytical and numerical study of dirty bosons in a quasi-one-dimensional harmonic trap is discussed by Khellil et al. [6]. Numerical study of a quasi-hydrodynamic system of equations for flow computation at small Mach numbers is considered by Balashov and Savenkov [7]. Quasi-optimal complexity of adaptive finite element method for linear elasticity problems in two dimensions is discussed by Liu et al. [8]. Numerical solutions of quasi-two-dimensional models for laminar water hammer problems are considered by Zhao [9].

1.4. Motivation. The accurate solutions of population growth models may become a difficult task if the equations are highly nonlinear. To overcome the situation there we take the numerical simulation, until there are no particular numerical methods for solving such problems. So to fill up the gap, here we find the approximated solutions of some population models by applying such some reliable, efficient, and more comfortable numerical technique (e.g., LADM, RKF) and try to conclude which one is the best.

1.5. Novelties. The principal aim of this paper is to perform systematic analysis of the comparisons among exact solution and some reliable numerical techniques on the dynamics of the population model. The said numerical methods shall be more acceptable and reliable for solving such kind of problem. The issues which are addressed in the paper are described in the following:

- (i) Adding Holling type III functional response in insect population model and Lotka-Volterra model for better formulation
- (ii) Applying two numerical methods LADM and RKF for solution of the models and find the solution
- (iii) Analysis of the comparisons among exact solution, Laplace Adomian Decomposition Method (LADM), and Runge-Kutta-Fehlberg (RKF) method on the models
- (iv) The solution of the models by different numerical techniques being illustrated numerically and graphically
- (v) The necessary algorithm for numerical techniques given

Moreover, we can say all these developments can help the researchers who engage with nonlinear differential equation, mathematical biology, and numerical techniques.

1.6. Structure of the Paper. The paper is organized as follows. The basic literature survey on population growth model, functional response, and numerical techniques is addressed in Section 1. In Section 2 we discuss the numerical methods, namely, Runge-Kutta-Fehlberg (RKF) method and Laplace Adomian Decomposition Method (LADM) for nonlinear

equation. The necessary algorithm for finding the numerical results is also discussed in this section. Section 3 is followed by a numerical example in different mathematical biology models. The different biological model is formulated and we write the general expression of the numerical solution. Section 4 is illustrated by the comparison study between the solutions and error terms of these said methods. Finally conclusions and future research scope of this paper are drawn in the last section, Section 5.

2. Numerical Solution of Nonlinear Differential Equation

2.1. Laplace Adomian Decomposition Method (LADM)

2.1.1. LADM for Nonlinear Differential Equation. The Laplace Adomian Decomposition Method (LADM) [10, 11] was firstly introduced by Khuri and has been successfully used to find the solution of linear and nonlinear differential equations. The significant advantage of this method is that it is a combination of two powerful techniques, namely, Laplace transform and Adomian Decomposition Method [12–15]. The Laplace transform is an elementary but useful technique for solving linear ordinary differential equations that is widely used by scientists and engineers for tackling the linear models. The main impotence of this method is that the solution of this method is expressed in ∞ -series which converges to the exact solution and will not take too much time for computing.

Consider the following nonlinear differential equation:

$$Lu(t) + Ru(t) + Nu(t) = g(t), \quad (1)$$

where L is a linear operator of the highest-order derivative which is assumed to be invertible easily, R is the remaining linear operator of order less than L and N is a nonlinear operator, and $g(t)$ is a source term.

Taking Laplace transform on both sides of the above equation, we get

$$\mathcal{L}[Lu(t)] + \mathcal{L}[Ru(t)] + \mathcal{L}[Nu(t)] = \mathcal{L}[g(t)]. \quad (2)$$

Using the differential property of Laplace transform and using the initial condition, we get

$$s^n \mathcal{L}[u(t)] - s^{n-1}u(0) - s^{n-2}u'(0) - \dots - u^{n-1}(0) + \mathcal{L}[Ru(t)] + \mathcal{L}[Nu(t)] = \mathcal{L}[g(t)], \quad (3)$$

or

$$\begin{aligned} \mathcal{L}[u(t)] &= \frac{u(0)}{s} + \frac{u'(0)}{s^2} + \dots + \frac{u^{n-1}(0)}{s^n} \\ &\quad - \frac{1}{s^n} \mathcal{L}[Ru(t)] - \frac{1}{s^n} \mathcal{L}[Nu(t)] \\ &\quad + \frac{1}{s^n} \mathcal{L}[g(t)]. \end{aligned} \quad (4)$$

Now we represent the unknown functions $u(t)$ by an infinite series of the form

$$u(t) = \sum_{n=0}^{\infty} u_n(t). \tag{5}$$

Here the components $u_n(t)$ are usually determined recurrently and the nonlinear operator $N(u)$ can be decomposed into an infinite series of polynomials, given by

$$N(u) = \sum_{n=0}^{\infty} A_n, \tag{6}$$

where A_n are Adomian polynomials of u_0, u_1, \dots, u_n defined by

$$A_n = \frac{1}{n!} \frac{d^n}{d\lambda^n} \left[N \left(\sum_{i=0}^{\infty} \lambda^i u_i \right) \right]_{\lambda=0}, \quad n = 0, 1, 2, \dots \tag{7}$$

Therefore,

$$\begin{aligned} \mathcal{L} \left[\sum_{n=0}^{\infty} u_n(t) \right] &= \frac{u(0)}{s} + \frac{u'(0)}{s^2} + \dots + \frac{u^{n-1}(0)}{s^n} \\ &\quad - \frac{1}{s^n} \mathcal{L} \left[R \left\{ \sum_{n=1}^{\infty} u_n(t) \right\} \right] \\ &\quad - \frac{1}{s^n} \mathcal{L} \left[\sum_{n=1}^{\infty} A_n \right] + \frac{1}{s^n} \mathcal{L} [g(t)]. \end{aligned} \tag{8}$$

In general, the recursive relation is given by

$$\begin{aligned} \mathcal{L} [u_0(t)] &= \frac{u(0)}{s} + \frac{u'(0)}{s^2} + \dots + \frac{u^{n-1}(0)}{s^n} \\ &\quad + \frac{1}{s^n} \mathcal{L} [g(t)], \tag{9} \\ \mathcal{L} [u_{n+1}(t)] &= -\frac{1}{s^n} \mathcal{L} [R(u_n(t))] - \frac{1}{s^n} \mathcal{L} [A_n]. \end{aligned}$$

Applying the inverse Laplace transform to both sides of (9), we obtain $u_n, (n \geq 0)$, which is then substituted into (5).

For numerical computation, we get the expression as

$$\phi_n(t) = \sum_{k=0}^n u_k(t), \tag{10}$$

which is n th term approximation of $u(t)$ and the obtained series solution which converges to the exact solution.

2.1.2. Algorithm for Finding the Numerical Solution by LADM

Step 1. Split the given equation into two parts. The first part is

$$- [Ru(t) + Nu(t)] \tag{11}$$

and the second part is

$$Lu(t) = g(t). \tag{12}$$

Step 2. Apply the Laplace transform to second part, determine the coefficient of $\mathcal{L}[u(t)]$, and solve this equation for $\mathcal{L}[u(t)]$. So, you can get $\mathcal{L}[u_0]$.

Step 3. Calculate the Adomian polynomials for the function $Nu(t)$. Apply the Laplace transform to these polynomials.

Step 4. Divide the first part to the coefficient of $\mathcal{L}[u(t)]$. In a loop, calculate $\mathcal{L}[u_{n+1}(t)]$ with substituting $\mathcal{L}[A_n]$ and $\mathcal{L}[u_n(t)]$ into the first part.

Step 5. Construct the solution using inverse Laplace transform to $\mathcal{L}[u_n(t)]$.

Step 6. End

2.2. Runge-Kutta-Fehlberg (RKF) Method

2.2.1. RKF for Nonlinear Differential Equation. One of the most popular methods with a constant step size is the fourth-order Runge-Kutta (RK4) method. Reasonably the Runge-Kutta method can [16] obtain the accuracy of a Taylor Series approximation without the need of higher derivative calculations. This method can be considered as the basic form of other methods. However, in terms of error estimation, the one-step method with an adaptive step size like the Runge-Kutta-Fehlberg (RKF) method [17, 18] gives better error estimation than one-step method with a constant step size like the Runge-Kutta method. At each step the Runge-Kutta-Fehlberg method described the calculation of two Runge-Kutta methods of different order (RK4 and RK5). If the two answers are close enough then continue for the next step with the same step size. For a fixed accuracy the step size should be reduced. If the answers agree with more significant digits than required, the step size is increased. So we conclude that the one-step algorithm method associated with an adaptive step size automatically organizes the step size as a recomposition to the calculation truncation errors. This method has shown that it works in the case of nonlinear models and, hence, its application is found in wide range of deterministic and stochastic problems, linear and nonlinear problems, physics, biology, and chemical reactions problems, and so forth.

Consider the initial value problem

$$\begin{aligned} y'(t) &= f(t, y(t)), \\ y(t_0) &= y_0. \end{aligned} \tag{13}$$

The RKF is one way to try to resolve this problem.

The problem is to solve the initial value problem in the above equation by means of Runge-Kutta methods [19, 20] of order 4 and order 5.

First we need some definitions:

$$\begin{aligned} k_1 &= hf(t_i, y_i), \\ k_2 &= hf \left(t_i + \frac{1}{4}h, y_i + \frac{1}{4}k_1 \right), \\ k_3 &= hf \left(t_i + \frac{3}{8}h, y_i + \frac{3}{32}k_1 + \frac{9}{32}k_2 \right), \end{aligned}$$

$$\begin{aligned}
k_4 &= hf \left(t_i + \frac{12}{13}h, y_i + \frac{1932}{2197}k_1 - \frac{7200}{2197}k_2 \right. \\
&\quad \left. + \frac{7296}{2197}k_3 \right), \\
k_5 &= hf \left(t_i + h, y_i + \frac{439}{216}k_1 - 8k_2 + \frac{3680}{513}k_3 \right. \\
&\quad \left. - \frac{845}{4104}k_4 \right), \\
k_6 &= hf \left(t_i + h, y_i - \frac{8}{27}k_1 + 2k_2 - \frac{3544}{2565}k_3 + \frac{1859}{4104}k_4 \right. \\
&\quad \left. - \frac{11}{40}k_5 \right).
\end{aligned} \tag{14}$$

Then an approximation to the solution of initial value problem is made using Runge-Kutta method of order 4:

$$y_{i+1} = y_i + \frac{25}{216}k_1 + \frac{1408}{2565}k_3 + \frac{2197}{4101}k_4 - \frac{1}{5}k_5. \tag{15}$$

A better value for the solution is determined using a Runge-Kutta method of order 5:

$$\begin{aligned}
z_{i+1} &= y_i + \frac{16}{135}k_1 + \frac{6656}{12,825}k_3 + \frac{28,561}{56,430}k_4 - \frac{9}{50}k_5 \\
&\quad + \frac{2}{55}k_6.
\end{aligned} \tag{16}$$

The numerical approximation of the global (local) discretization error at the point t_{i+1} is

$$\epsilon = |y_{i+1} - z_{i+1}|. \tag{17}$$

If $\epsilon_{\min} \leq \epsilon \leq \epsilon_{\max}$, (where the maximum and minimum tolerance for local truncation error are ϵ_{\max} and ϵ_{\min} , respectively, which are prescribed at the beginning) then y_{i+1} is an acceptable approximation of $y(t_{i+1})$ and the step size is considerable for the next step. Otherwise, the new step size sh can be determined by multiplying the scalar s times the step size h . The scalar s is given by

$$\begin{aligned}
s &= \left(\frac{\epsilon h}{2|y_{i+1} - z_{i+1}|} \right)^{1/4} \\
&= 0.0840896 \left(\frac{\epsilon h}{|y_{i+1} - z_{i+1}|} \right)^{1/4},
\end{aligned} \tag{18}$$

where ϵ is the specified error control tolerance.

Note. RK4 requires four functions for finding the result and RK5 requires six; that is total of ten for RK4 and RK5. Fehlberg devised a method to get RK4 and RK5 results using only six function evaluations by using some of k values in both methods where $k = \partial f / \partial y$.

2.2.2. Algorithm for Finding the Numerical Solution by RKF

Step 1. $F(t, y_1) \leftarrow$ "Function to be supplied".

Step 2. Read $t(0), y_1(0), h, \text{limit}, \epsilon_{\min}, \epsilon_{\max}$.

Step 3. For $i = 0(1)$ limit

$$\begin{aligned}
K_1 &\leftarrow hf(t_i, y_1(t_i)) \\
K_2 &\leftarrow h \cdot f \left(t_i + \frac{1}{4}h, y_1(t_i) + \frac{1}{4}K_1 \right) \\
K_3 &\leftarrow h \cdot f \left(t_i + \frac{3}{8}h, y_1(t_i) + \frac{3}{32}K_1 + \frac{9}{32}K_2 \right) \\
K_4 &\leftarrow h \cdot f \left(t_i + \frac{12}{13}h, y_1(t_i) + \frac{1932}{2197}K_1 - \frac{7200}{2197}K_2 \right. \\
&\quad \left. + \frac{7296}{2197}K_3 \right)
\end{aligned} \tag{19}$$

$$\begin{aligned}
K_5 &\leftarrow hf \left(t_i + h, y_1(t_i) + \frac{439}{216}K_1 - 8K_2 + \frac{3680}{513}K_3 \right. \\
&\quad \left. - \frac{845}{4104}K_4 \right)
\end{aligned}$$

$$\begin{aligned}
K_6 &\leftarrow hf \left(t_i + h, y_1(t_i) - \frac{8}{27}K_1 + 2K_2 - \frac{3544}{2565}K_3 \right. \\
&\quad \left. + \frac{1859}{4104}K_4 - \frac{11}{40}K_5 \right).
\end{aligned}$$

Step 4.

$$y_{i+1} = y_i + \frac{25}{216}k_1 + \frac{1408}{2565}k_3 + \frac{2197}{4101}k_4 - \frac{1}{5}k_5. \tag{20}$$

Step 5.

$$\begin{aligned}
z_{i+1}(t_{i+1}) &= y_i(t_i) + \frac{16}{135}K_1 + \frac{6656}{12,825}K_3 + \frac{28,561}{56,430}K_4 \\
&\quad - \frac{9}{50}K_5 + \frac{2}{55}K_6.
\end{aligned} \tag{21}$$

Step 6.

$$\epsilon = |y_{i+1} - z_{i+1}|. \tag{22}$$

Step 7. Consider $\epsilon_{\min} \leq \epsilon \leq \epsilon_{\max}$.

Step 8. $t_{i+1} = t_i + h$. Write $z_i(t_{i+1}), t_i$.

Step 9. Repeat for better approximation.

Step 10. End the programme.

Step 11. Otherwise, $h = sh$ with $s = (\epsilon h / 2|y_{i+1} - z_{i+1}|)^{1/4} = 0.0840896(\epsilon h / |y_{i+1} - z_{i+1}|)^{1/4}$.

Step 12. Repeat Steps 8–10 for better accuracy; any one can stop here. For better accuracy the process can be run.

3. Solution of Some Population Model by Numerical Techniques

3.1. *Insect Population Model (Model I)*. Suppose that an insect population P shows the seasonal growth model which is discussed by Erbe et al. [21]. The differential equation of the insect population model is given by

$$\frac{dP}{dt} = KP \cos \lambda t, \tag{23}$$

where K and λ are positive constants.

We now solve (23) by LADM with initial condition $P(0)$ using the Laplace transform and Adomian Decomposition Method.

$$\sum_{n=0}^{\infty} P_n(t) = P(0) + KL^{-1} \left[\frac{1}{s} L \left(\sum_{n=0}^{\infty} P_n(t) \cos \lambda t \right) \right]. \tag{24}$$

Now, we have the following recursive algorithm by applying LADM,

$$P_0 = P(0),$$

$$P_{n+1}(t) = KL^{-1} \left[\frac{1}{s} L (P_n(t) \cos \lambda t) \right], \quad n \geq 0 \tag{25}$$

We now solve (23) by Runge-Kutta-Fehlberg (RKF) method.

Consider the initial value problem $P'(t) = f(t, P(t)) = KP \cos \lambda t, P(t_0) = P_0$.

First we define

$$k_1 = hKP_0 \cos \lambda t_0,$$

$$k_2 = hK \left(P_0 + \frac{1}{4}k_1 \right) \cos \lambda \left(t_0 + \frac{h}{4} \right),$$

$$k_3 = hK \left(P_0 + \frac{3}{32}k_1 + \frac{9}{32}k_2 \right) \cos \lambda \left(t_0 + \frac{3}{8}h \right),$$

$$k_4 = hK \left(P_0 + \frac{1932}{2197}k_1 - \frac{7200}{2197}k_2 + \frac{7296}{2197}k_3 \right) \cos \lambda$$

$$\cdot \left(t_0 + \frac{12}{13}h \right), \tag{26}$$

$$k_5 = hK \left(P_0 + \frac{439}{216}k_1 - 8k_2 + \frac{3680}{513}k_3 - \frac{845}{4104}k_4 \right)$$

$$\cdot \cos \lambda (t_0 + h),$$

$$k_6 = hK \left(P_0 - \frac{8}{27}k_1 + 2k_2 - \frac{3544}{2565}k_3 + \frac{1859}{4104}k_4 \right.$$

$$\left. - \frac{11}{40}k_5 \right) \cos \lambda (t_0 + h).$$

Then an approximation to the solution of initial value problem is made by using Runge-Kutta method of order 4:

$$P_{n+1} = P_n + \frac{25}{216}k_1 + \frac{1408}{2565}k_3 + \frac{2197}{4101}k_4 - \frac{1}{5}k_5. \tag{27}$$

A better value for the solution is determined by using a Runge-Kutta method of order 5:

$$Z_{n+1} = P_n + \frac{16}{135}k_1 + \frac{6656}{12,825}k_3 + \frac{28,561}{56,430}k_4 - \frac{9}{50}k_5$$

$$+ \frac{2}{55}k_6. \tag{28}$$

3.2. *Modified Insect Population Model (Model II)*. Now we modify the above model by introducing Holling type III functional response which is defined in the following:

$$\frac{dP}{dt} = KP \cos \lambda t - \frac{\alpha P^2}{\beta + P^2}. \tag{29}$$

The term $\alpha P^2 / (\beta + P^2)$ is a Holling type III functional response, where α and β are positive constants and α denotes the maximum capture rate of insects by a predator species.

The feeding rate saturates at the maximal feeding rate α . This is intended to model that, for small densities, preys are able to evade predators by taking refuge. Such a functional response is known as sigmoidal. Biologically, a sigmoid functional response explains the fact that, at low densities of prey population, the effect of predation is low, but if the population size increases, predation is then more intensive. This phenomenon appears in a number of interactions in the real world and in this case it is said that the predator is generalist, because if the prey population size is low, it would then seek other food alternatives [22].

We now solve (29) by LADM with initial condition $N(0)$ using the Laplace transform and Adomian Decomposition Method.

Now applying LADM, we have the following recursive algorithm:

$$P_0 = P(0) - \alpha t,$$

$$P_{n+1}(t) = KL^{-1} \left[\frac{1}{s} L (P_n \cos \lambda t) \right]$$

$$+ \alpha \beta L^{-1} \left[\frac{1}{s} L (A_n) \right], \quad n \geq 0. \tag{30}$$

Therefore P can be represented as a series $P = \sum_{n=0}^{\infty} P_n$ and the Adomian Polynomial is calculating by formula given below:

$$A_n = \frac{1}{n!} \left[\frac{d^n}{d\lambda^n} N \left(\sum_{k=0}^n \lambda^k P_k \right) \right]_{\lambda=0}. \tag{31}$$

We now solve (29) by Runge-Kutta-Fehlberg (RKF) method.

Consider the initial value problem $P'(t) = f(t, P(t)) = KP \cos \lambda t - \alpha P^2 / (\beta + P^2)$, $P(t_0) = P_0$.

First we define

$$\begin{aligned}
 k_1 &= hKP_0 \cos \lambda t_0 - \frac{\alpha P_0^2}{\beta + P_0^2}, \\
 k_2 &= hK \left(P_0 + \frac{1}{4}k_1 \right) \cos \lambda \left(t_0 + \frac{h}{4} \right) - \frac{\alpha (P_0 + (1/4)k_1)^2}{\beta + (P_0 + (1/4)k_1)^2}, \\
 k_3 &= hK \left(P_0 + \frac{3}{32}k_1 + \frac{9}{32}k_2 \right) \cos \lambda \left(t_0 + \frac{3}{8}h \right) - \frac{\alpha (P_0 + (3/32)k_1 + (9/32)k_2)^2}{\beta + (P_0 + (3/32)k_1 + (9/32)k_2)^2}, \\
 k_4 &= hK \left(P_0 + \frac{1932}{2197}k_1 - \frac{7200}{2197}k_2 + \frac{7296}{2197}k_3 \right) \cos \lambda \left(t_0 + \frac{12}{13}h \right) \\
 &\quad - \frac{\alpha (P_0 + (1932/2197)k_1 - (7200/2197)k_2 + (7296/2197)k_3)^2}{\beta + (P_0 + (1932/2197)k_1 - (7200/2197)k_2 + (7296/2197)k_3)^2}, \\
 k_5 &= hK \left(P_0 + \frac{439}{216}k_1 - 8k_2 + \frac{3680}{513}k_3 - \frac{845}{4104}k_4 \right) \cos \lambda (t_0 + h) \\
 &\quad - \frac{\alpha (P_0 + (439/216)k_1 - 8k_2 + (3680/513)k_3 - (845/4104)k_4)^2}{\beta + (P_0 + (439/216)k_1 - 8k_2 + (3680/513)k_3 - (845/4104)k_4)^2}, \\
 k_6 &= hK \left(P_0 - \frac{8}{27}k_1 + 2k_2 - \frac{3544}{2565}k_3 + \frac{1859}{4104}k_4 - \frac{11}{40}k_5 \right) \cos \lambda (t_0 + h) \\
 &\quad - \frac{\alpha (P_0 - (8/27)k_1 + 2k_2 - (3544/2565)k_3 + (1859/4104)k_4 - (11/40)k_5)^2}{\beta + (P_0 - (8/27)k_1 + 2k_2 - (3544/2565)k_3 + (1859/4104)k_4 - (11/40)k_5)^2}.
 \end{aligned} \tag{32}$$

Then an approximation to the solution of initial value problem is made by using Runge-Kutta method of order 4:

$$P_{n+1} = P_n + \frac{25}{216}k_1 + \frac{1408}{2565}k_3 + \frac{2197}{4101}k_4 - \frac{1}{5}k_5. \tag{33}$$

A better value for the solution is determined by using a Runge-Kutta method of order 5:

$$\begin{aligned}
 Z_{n+1} &= P_n + \frac{16}{135}k_1 + \frac{6656}{12,825}k_3 + \frac{28,561}{56,430}k_4 - \frac{9}{50}k_5 \\
 &\quad + \frac{2}{55}k_6.
 \end{aligned} \tag{34}$$

3.3. Introducing Interspecific Competition Term in Modified Insect Population Model (Model III). Here we consider interspecific competition term in the insect population model. Interspecific competition is the most important aspect in the population growth dynamics model [23, 24]. It is assumed to be additional instantaneous deaths to the insect population and the increased death rate is proportional to the square of the predator density. This competition ennobles the death rate of the species; it is expected that the growth rate will considerably differ from the growth rate in a simple insect population model. Hence, we study the insect population

model having interspecific competition in the population growth dynamics when either prey or predator or both the prey and predator populations are subject to harvest.

$$\frac{dP}{dt} = KP \cos \lambda t - \frac{\alpha P^2}{\beta + P^2} - \mu P^2, \tag{35}$$

where μ is the coefficient of interspecific competition term.

Solving (35) by LADM yields the following recursive algorithm:

$$\begin{aligned}
 P_0 &= P(0) - \alpha t, \\
 P_{n+1}(t) &= KL^{-1} \left[\frac{1}{s} L(P_n \cos \lambda t) \right] - \mu L^{-1} \left[\frac{1}{s} L(P_n^2) \right] \\
 &\quad + \alpha \beta L^{-1} \left[\frac{1}{s} L \left(\frac{1}{\beta + P_n^2} \right) \right], \quad n \geq 0.
 \end{aligned} \tag{36}$$

Therefore P can be represented as a series $P = \sum_{n=0}^{\infty} P_n$ and the Adomian Polynomial is calculating by formula given below:

$$A_n = \frac{1}{n!} \left[\frac{d^n}{d\lambda^n} N \left(\sum_{k=0}^n \lambda^k P_k \right) \right]_{\lambda=0}. \tag{37}$$

We now solve (35) by Runge-Kutta-Fehlberg (RKF) method.

Consider the initial value problem $P'(t) = f(t, P(t)) = KP \cos \lambda t - \alpha P^2 / (\beta + P^2) - \mu P^2$, $P(t_0) = P_0$. First we define

$$\begin{aligned}
 k_1 &= hKP_0 \cos \lambda t_0 - \frac{\alpha P_0^2}{\beta + P_0^2} - \mu P_0^2, \\
 k_2 &= hK \left(P_0 + \frac{1}{4} k_1 \right) \cos \lambda \left(t_0 + \frac{h}{4} \right) - \frac{\alpha \left(P_0 + (1/4) k_1 \right)^2}{\beta + \left(P_0 + (1/4) k_1 \right)^2} - \mu \left(P_0 + \frac{1}{4} k_1 \right)^2, \\
 k_3 &= hK \left(P_0 + \frac{3}{32} k_1 + \frac{9}{32} k_2 \right) \cos \lambda \left(t_0 + \frac{3}{8} h \right) - \frac{\alpha \left(P_0 + (3/32) k_1 + (9/32) k_2 \right)^2}{\beta + \left(P_0 + (3/32) k_1 + (9/32) k_2 \right)^2} - \mu \left(P_0 + \frac{3}{32} k_1 + \frac{9}{32} k_2 \right)^2, \\
 k_4 &= hK \left(P_0 + \frac{1932}{2197} k_1 - \frac{7200}{2197} k_2 + \frac{7296}{2197} k_3 \right) \cos \lambda \left(t_0 + \frac{12}{13} h \right) \\
 &\quad - \frac{\alpha \left(P_0 + (1932/2197) k_1 - (7200/2197) k_2 + (7296/2197) k_3 \right)^2}{\beta + \left(P_0 + (1932/2197) k_1 - (7200/2197) k_2 + (7296/2197) k_3 \right)^2} - \mu \left(P_0 + \frac{1932}{2197} k_1 - \frac{7200}{2197} k_2 + \frac{7296}{2197} k_3 \right)^2, \\
 k_5 &= hK \left(P_0 + \frac{439}{216} k_1 - 8k_2 + \frac{3680}{513} k_3 - \frac{845}{4104} k_4 \right) \cos \lambda (t_0 + h) \\
 &\quad - \frac{\alpha \left(P_0 + (439/216) k_1 - 8k_2 + (3680/513) k_3 - (845/4104) k_4 \right)^2}{\beta + \left(P_0 + (439/216) k_1 - 8k_2 + (3680/513) k_3 - (845/4104) k_4 \right)^2} \\
 &\quad - \mu \left(P_0 + \frac{439}{216} k_1 - 8k_2 + \frac{3680}{513} k_3 - \frac{845}{4104} k_4 \right)^2, \\
 k_6 &= hK \left(P_0 - \frac{8}{27} k_1 + 2k_2 - \frac{3544}{2565} k_3 + \frac{1859}{4104} k_4 - \frac{11}{40} k_5 \right) \cos \lambda (t_0 + h) \\
 &\quad - \frac{\alpha \left(P_0 - (8/27) k_1 + 2k_2 - (3544/2565) k_3 + (1859/4104) k_4 - (11/40) k_5 \right)^2}{\beta + \left(P_0 - (8/27) k_1 + 2k_2 - (3544/2565) k_3 + (1859/4104) k_4 - (11/40) k_5 \right)^2} \\
 &\quad - \mu \left(P_0 - \frac{8}{27} k_1 + 2k_2 - \frac{3544}{2565} k_3 + \frac{1859}{4104} k_4 - \frac{11}{40} k_5 \right)^2.
 \end{aligned} \tag{38}$$

Then an approximation to the solution of initial value problem is made by using Runge-Kutta method of order 4:

$$P_{n+1} = P_n + \frac{25}{216} k_1 + \frac{1408}{2565} k_3 + \frac{2197}{4101} k_4 - \frac{1}{5} k_5. \tag{39}$$

A better value for the solution is determined by using a Runge-Kutta method of order 5:

$$\begin{aligned}
 Z_{n+1} &= P_n + \frac{16}{135} k_1 + \frac{6656}{12,825} k_3 + \frac{28,561}{56,430} k_4 - \frac{9}{50} k_5 \\
 &\quad + \frac{2}{55} k_6.
 \end{aligned} \tag{40}$$

3.4. Lotka-Volterra Model. We define the Lotka-Volterra model into different ways as follows.

3.4.1. Multispecies Lotka-Volterra Model. Mathematical models of population growth have been formed to provide an inconceivable significant angle of true ecological situation.

The meaning of each parameter in the models has been defined biologically. For n species, we consider the following [25, 26] general Lotka-Volterra model:

$$\frac{dN_i}{dt} = N_i \left(b_i - \sum_{j=1}^n a_{ij} N_j \right), \quad i = 1, 2, \dots, n. \tag{41}$$

These equations may represent either predator-prey or competition cases.

3.4.2. Single Species Lotka-Volterra Model (Model IV). In case of one species, (41) is written for a given limited source of food:

$$\frac{dN}{dt} = N(b - aN), \quad b > 0, \quad a > 0, \quad N(0) > 0, \tag{42}$$

where a and b are positive constants. This equation has an exact solution

$$N(t) = \frac{be^{bt}}{((b - aN(0))/N(0)) + ae^{bt}} \quad \text{for } b \neq 0, \tag{43}$$

$$= \frac{N_0(t)}{1 + atN_0(t)} \quad \text{for } b = 0,$$

where $N(0)$ is the initial condition.

Solving (42) by LADM yields the following recursive algorithm:

$$N_0 = N(0),$$

$$N_{n+1}(t) = bL^{-1} \left\{ \frac{1}{s} L(N_n(t)) \right\} - aL^{-1} \left\{ \frac{1}{s} L(A_{1,n}) \right\}, \tag{44}$$

$$n \geq 0,$$

where the Adomian Polynomials $A_{1,n}$ are given by

$$A_{1,n} = \sum_{i=0}^n N_i N_{n-i}. \tag{45}$$

We now solve (42) by Runge-Kutta-Fehlberg (RKF) method.

Consider the initial value problem $N'(t) = f(t, N(t)) = N(b - aN)$, $N(t_0) = N_0 = 0.1$.

First we define

$$k_1 = hN_0(b - aN_0),$$

$$k_2 = h \left(N_0 + \frac{1}{4}k_1 \right) \left\{ b - a \left(N_0 + \frac{1}{4}k_1 \right) \right\},$$

$$k_3 = h \left(N_0 + \frac{3}{32}k_1 + \frac{9}{32}k_2 \right) \left\{ b - a \left(N_0 + \frac{3}{32}k_1 + \frac{9}{32}k_2 \right) \right\},$$

$$k_4 = h \left(N_0 + \frac{1932}{2197}k_1 - \frac{7200}{2197}k_2 + \frac{7296}{2197}k_3 \right) \left\{ b - a \left(N_0 + \frac{1932}{2197}k_1 - \frac{7200}{2197}k_2 + \frac{7296}{2197}k_3 \right) \right\}, \tag{46}$$

$$k_5 = h \left(N_0 + \frac{439}{216}k_1 - 8k_2 + \frac{3680}{513}k_3 - \frac{845}{4104}k_4 \right) \left\{ b - a \left(N_0 + \frac{439}{216}k_1 - 8k_2 + \frac{3680}{513}k_3 - \frac{845}{4104}k_4 \right) \right\},$$

$$k_6 = h \left(N_0 - \frac{8}{27}k_1 + 2k_2 - \frac{3544}{2565}k_3 + \frac{1859}{4104}k_4 - \frac{11}{40}k_5 \right) \left\{ b - a \left(N_0 - \frac{8}{27}k_1 + 2k_2 - \frac{3544}{2565}k_3 + \frac{1859}{4104}k_4 \right) \right\}.$$

Then an approximation to the solution of initial value problem is made by using Runge-Kutta method of order 4:

$$N_{n+1} = N_n + \frac{25}{216}k_1 + \frac{1408}{2565}k_3 + \frac{2197}{4101}k_4 - \frac{1}{5}k_5. \tag{47}$$

A better value for the solution is determined by using a Runge-Kutta method of order 5:

$$Z_{n+1} = N_n + \frac{16}{135}k_1 + \frac{6656}{12,825}k_3 + \frac{28,561}{56,430}k_4 - \frac{9}{50}k_5 + \frac{2}{55}k_6. \tag{48}$$

3.5. Lotka-Volterra Equation with Holling Type III Functional Response (Model V). Now we modify the Lotka-Volterra model by introducing Holling type III functional response which is defined as

$$\frac{dN}{dt} = N(b - aN) - \frac{\alpha N^2}{\beta + N^2}. \tag{49}$$

The term $\alpha N^2 / (\beta + N^2)$ is a Holling type III functional, where α and β are positive constants and α denotes the predation rate and β denotes half-saturation constant.

Solving (49) by LADM yields the following recursive algorithm:

$$N_0 = N(0),$$

$$N_{n+1}(t) = bL^{-1} \left\{ \frac{1}{s} L(N_n(t)) \right\} - aL^{-1} \left\{ \frac{1}{s} L(A_{2,1,n}) \right\} - \alpha L^{-1} \left\{ \frac{1}{s} L(A_{2,2,n}) \right\}, \quad n \geq 0, \tag{50}$$

where the Adomian polynomials $A_{2,k,n}$ are given by

$$A_{2,k,n} = \left[\frac{d^n}{d\lambda^n} N \left(\sum_{i=0}^n \lambda^i N_i \right) \right]_{\lambda=0}, \quad k = 0, 1. \tag{51}$$

We now solve (49) by Runge-Kutta-Fehlberg (RKF) method: Consider the initial value problem

$$N'(t) = f(t, N(t)) = N(b - aN) - \frac{\alpha N^2}{\beta + N^2}, \tag{52}$$

$$N(t_0) = N_0 = 0.1,$$

where we know that

$$\begin{aligned}
 k_1 &= h \left[N_0 (b - aN_0) - \frac{\alpha N_0^2}{\beta + N_0^2} \right], \\
 k_2 &= h \left[\left(N_0 + \frac{1}{4}k_1 \right) \left\{ b - a \left(N_0 + \frac{1}{4}k_1 \right) \right\} - \frac{\alpha (N_0 + (1/4)k_1)^2}{\beta + (N_0 + (1/4)k_1)^2} \right], \\
 k_3 &= h \left[\left(N_0 + \frac{3}{32}k_1 + \frac{9}{32}k_2 \right) \left\{ b - a \left(N_0 + \frac{3}{32}k_1 + \frac{9}{32}k_2 \right) \right\} - \frac{\alpha (N_0 + (3/32)k_1 + (9/32)k_2)^2}{\beta + (N_0 + (3/32)k_1 + (9/32)k_2)^2} \right], \\
 k_4 &= h \left[\left(N_0 + \frac{1932}{2197}k_1 - \frac{7200}{2197}k_2 + \frac{7296}{2197}k_3 \right) \left(b - a \left(N_0 + \frac{1932}{2197}k_1 - \frac{7200}{2197}k_2 + \frac{7296}{2197}k_3 \right) \right) \right. \\
 &\quad \left. - \frac{\alpha (N_0 + (1932/2197)k_1 - (7200/2197)k_2 + (7296/2197)k_3)^2}{\beta + (N_0 + (1932/2197)k_1 - (7200/2197)k_2 + (7296/2197)k_3)^2} \right], \\
 k_5 &= h \left[\left(N_0 + \frac{439}{216}k_1 - 8k_2 + \frac{3680}{513}k_3 - \frac{845}{4104}k_4 \right) \left(b - a \left(N_0 + \frac{439}{216}k_1 - 8k_2 + \frac{3680}{513}k_3 - \frac{845}{4104}k_4 \right) \right) \right. \\
 &\quad \left. - \frac{\alpha (N_0 + (439/216)k_1 - 8k_2 + (3680/513)k_3 - (845/4104)k_4)^2}{\beta + (N_0 + (439/216)k_1 - 8k_2 + (3680/513)k_3 - (845/4104)k_4)^2} \right], \\
 k_6 &= h \left[\left(N_0 - \frac{8}{27}k_1 + 2k_2 - \frac{3544}{2565}k_3 + \frac{1859}{4104}k_4 - \frac{11}{40}k_5 \right) \left(b - a \left(N_0 - \frac{8}{27}k_1 + 2k_2 - \frac{3544}{2565}k_3 + \frac{1859}{4104}k_4 - \frac{11}{40}k_5 \right) \right) \right. \\
 &\quad \left. - \frac{\alpha (N_0 - (8/27)k_1 + 2k_2 - (3544/2565)k_3 + (1859/4104)k_4 - (11/40)k_5)^2}{\beta + (N_0 - (8/27)k_1 + 2k_2 - (3544/2565)k_3 + (1859/4104)k_4 - (11/40)k_5)^2} \right].
 \end{aligned}
 \tag{53}$$

Then an approximation to the solution of initial value problem is made by using Runge-Kutta method of order 4:

$$N_{n+1} = N_n + \frac{25}{216}k_1 + \frac{1408}{2565}k_3 + \frac{2197}{4101}k_4 - \frac{1}{5}k_5. \tag{54}$$

A better value for the solution is determined using a Runge-Kutta method of order 5:

$$\begin{aligned}
 Z_{n+1} &= N_n + \frac{16}{135}k_1 + \frac{6656}{12,825}k_3 + \frac{28,561}{56,430}k_4 - \frac{9}{50}k_5 \\
 &\quad + \frac{2}{55}k_6.
 \end{aligned}
 \tag{55}$$

4. Results and Discussion

The numerical solutions obtained by using the RKF, LADM method and are compared with the exact solution for different population models.

Remark 1. From Table 1 and Figure 1, we see the comparison among the RKF method, three-iterate LADM, and exact solutions for model I for particular numerical value of parameters and initial condition. The numerical results show that RKF method is of good accuracy.

Remark 2. In Table 2 and Figure 2, we show the comparison among the RKF method, three-iterate LADM, and exact solutions for model II in the case when $\alpha = 0.5$, $\beta = 0.03$, $K = 2$, $\lambda = \pi$, $h = 0.05$, and $P(0) = 100$. Again, the numerical results show that RKF method is of good accuracy.

Remark 3. In Table 3 and Figure 3, we show the comparison among the RKF method, three-iterate LADM, and exact solutions for model III in the case when $\alpha = 0.5$, $\beta = 0.03$, $K = 2$, $\lambda = \pi$, $h = 0.05$, $\mu = 0.00001$, and $P(0) = 100$. We conclude that RKF method is of good accuracy.

Remark 4. From Table 4 and Figure 4, it shows comparison among the RKF method, three-iterate LADM, and the exact solution for the single species Lotka-Volterra model in the case when $b = 1$, $a = 3$, and $N(0) = 0.1$, $h = 0.1$. The results show error-free calculation between exact solution and RKF method whereas there are some amount of error in the calculation between exact solution and LADM.

Remark 5. From Table 5 and Figure 5, we show the comparison between the RKF, two-iterate LADM, and exact solutions for model V in the case when $N(0) = 0.1$, $a = 3$, $b = 1$, $\alpha = 0.5$, $\beta = 1$, and $h = 0.1$. Again, the numerical results show that RKF is of high accuracy. The graphical representations of the 5 models reveal that the exact solution and RKF are

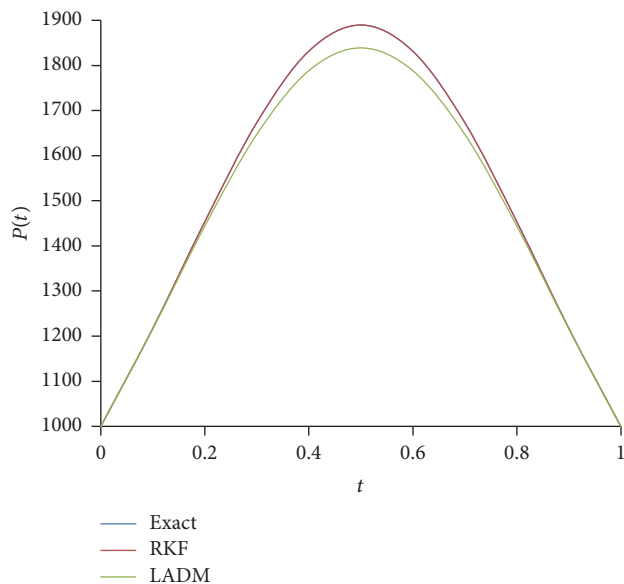


FIGURE 1: Comparison among the exact solution and the solutions obtained by using RKF method and LADM for model I.

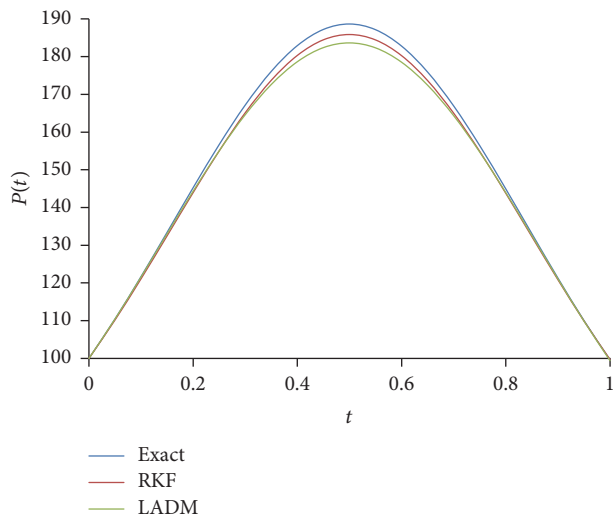


FIGURE 2: Evaluation among the exact solution and the solutions obtained by using LADM and RKF method for model II.

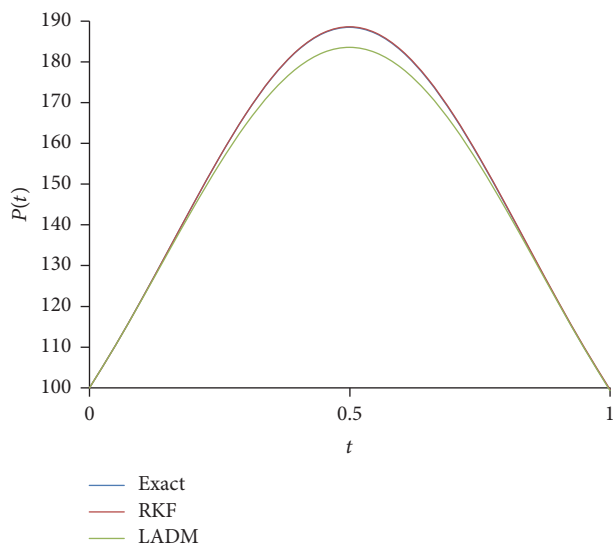


FIGURE 3: Evaluation among the exact solution and the solutions obtained by using LADM and RKF method for model III.

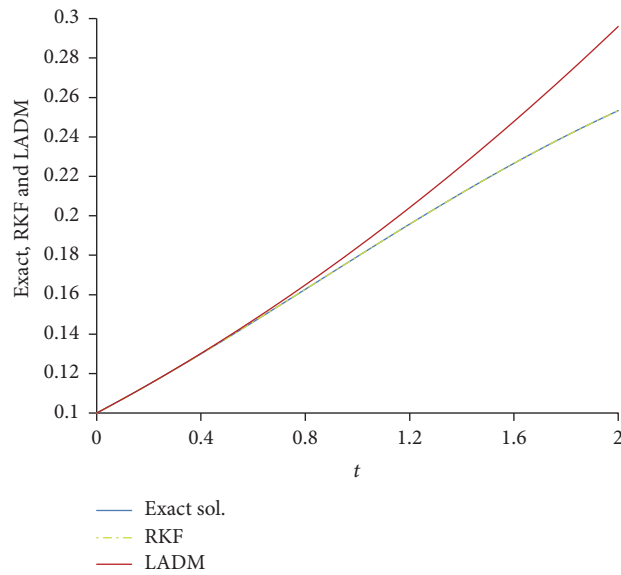


FIGURE 4: Evaluation between the exact solution and the solutions obtained by using LADM and RKF method for model IV.

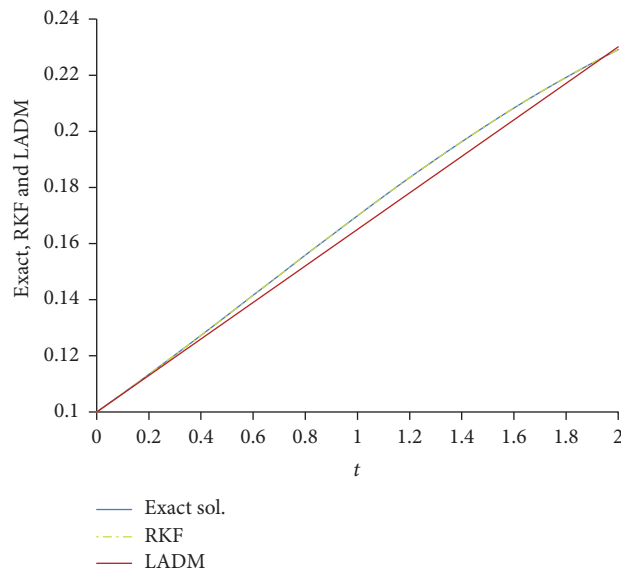


FIGURE 5: Evaluation between the exact solution and the solutions obtained by using LADM and RKF method for model V.

TABLE 1: Numerical comparison when initial condition is $P(0) = 1000$ and $K = 2, \lambda = \pi, h = 0.1$.

t	Exact solution	Solution by RKF method	Solution by LADM (three iterates)	ERKF	ELADM
0	1000.0000000	1000.0000000	1000.00000000	$0.00E + 00$	$0.00E + 00$
0.1	1217.4076457	1217.4447223	1216.07381402	$3.71E - 02$	$1.33E + 00$
0.2	1453.7920776	1453.8275070	1444.17894316	$3.54E - 02$	$9.61E + 00$
0.3	1673.5897680	1673.6084290	1647.56834151	$1.87E - 02$	$2.60E + 01$
0.4	1831.8331881	1831.8125036	1788.52160650	$2.07E - 02$	$4.33E + 01$
0.5	1889.5969624	1889.5159617	1838.84276708	$8.10E - 02$	$5.08E + 01$
0.6	1831.3776006	1831.2908389	1788.12230677	$8.68E - 02$	$4.33E + 01$
0.7	1672.7981525	1672.7809816	1646.85165910	$1.72E - 02$	$2.59E + 01$
0.8	1452.8457426	1452.9182247	1443.28432644	$7.25E - 02$	$9.56E + 00$
0.9	1216.4762073	1216.5807034	1215.15811427	$1.04E - 01$	$1.32E + 00$
1	999.1956876	999.2604905	999.19564898	$6.48E - 02$	$3.86E - 05$

ELADM → Error term compared to the exact solution on LADM.

ERKF → Error term compared to the exact solution on RKF.

TABLE 2: Numerical comparison of solutions when $P(0) = 100, \alpha = 0.5, \beta = 0.03, K = 2, \lambda = \pi, h = 0.05$.

t	Exact solution	Solution by RKF method	Solution by LADM (three iterates)	ERKF	ELADM
0	100.00000000	100.00000000	100.00000000	0.00E + 00	0.00E + 00
0.05	110.44538789	110.1789856	110.4297547	2.66E - 01	1.56E - 02
0.1	121.68557418	121.108106	121.5572303	5.77E - 01	1.28E - 01
0.15	133.42386083	132.497513	133.0020711	9.26E - 01	4.22E - 01
0.2	145.25872028	143.9584501	144.3172756	1.30E + 00	9.41E - 01
0.25	156.69395306	155.0138903	155.0163121	1.68E + 00	1.68E + 00
0.3	167.16677455	165.1252092	164.6053933	2.04E + 00	2.56E + 00
0.35	176.09213446	173.7346800	172.6181278	2.36E + 00	3.47E + 00
0.4	182.92083874	180.3198596	178.6494928	2.60E + 00	4.27E + 00
0.45	187.20173364	184.4522441	182.3860869	2.75E + 00	4.82E + 00
0.5	188.63838966	185.8501193	183.6299329	2.79E + 00	5.01E + 00
0.55	187.1284265	184.4153954	182.3136691	2.71E + 00	4.81E + 00
0.6	182.7773689	180.2468100	178.5057434	2.53E + 00	4.27E + 00
0.65	175.8845511	173.6266764	172.4051363	2.26E + 00	3.48E + 00
0.7	166.9030599	164.9840041	164.3260955	1.92E + 00	2.58E + 00
0.75	156.3834523	154.8416109	154.6742722	1.54E + 00	1.71E + 00
0.8	144.9109052	143.7574377	143.9164278	1.15E + 00	9.94E - 01
0.85	133.047794	132.2701488	132.5464437	7.78E - 01	5.01E - 01
0.9	121.2890397	120.8566363	121.0506779	4.32E - 01	2.38E - 01
0.95	110.0347113	109.90535847	109.8757207	1.29E - 01	1.59E - 01
1	99.57968623	99.70572240	99.4013312	1.26E - 01	1.78E - 01

TABLE 3: Numerical comparison when $P(0) = 100, \alpha = 0.5, \beta = 0.03, K = 2, \lambda = \pi, h = 0.05, \mu = 0.00001$.

t	Exact solution	Solution by RKF method	Solution by LADM (three iterates)	ERKF	ELADM
0	100.00000	100.00000	100.0000000	0.00E + 00	0.00E + 00
0.05	110.43960	110.43957	110.4247550	3.00E - 05	1.48E - 02
0.1	121.67210	121.67914	121.5472313	7.04E - 03	1.25E - 01
0.15	133.40060	133.41682	132.9870734	1.62E - 02	4.14E - 01
0.2	145.22320	145.25102	144.2972796	2.77E - 02	9.26E - 01
0.25	156.64390	156.68567	154.9913184	4.18E - 02	1.65E + 00
0.3	167.09980	167.15791	164.5754023	5.81E - 02	2.52E + 00
0.35	176.00650	176.08282	172.5831401	7.63E - 02	3.42E + 00
0.4	182.81540	182.91116	178.6095088	9.58E - 02	4.21E + 00
0.45	187.07650	187.19184	182.3411071	1.15E - 01	4.74E + 00
0.5	188.49450	188.62843	183.5799579	1.34E - 01	4.91E + 00
0.55	186.96800	187.11853	182.2586994	1.50E - 01	4.71E + 00
0.6	182.60380	182.76773	178.4457794	1.64E - 01	4.16E + 00
0.65	175.70170	175.87525	172.3401786	1.73E - 01	3.36E + 00
0.7	166.71530	166.89424	164.2561445	1.79E - 01	2.46E + 00
0.75	156.19490	156.37518	154.5993285	1.80E - 01	1.60E + 00
0.8	144.72520	144.90324	143.8364918	1.78E - 01	8.89E - 01
0.85	132.86810	133.04075	132.4615159	1.73E - 01	4.07E - 01
0.9	121.11750	121.28263	120.9607589	1.65E - 01	1.57E - 01
0.95	109.87270	110.02889	109.7808110	1.56E - 01	9.19E - 02
1	99.42780	99.57443	99.3014312	1.47E - 01	1.26E - 01

TABLE 4: Numerical comparison when $N(0) = 0.1, a = 3, b = 1, h = 0.1$.

t	Exact solution	Solution by RKF method	Solution by LADM method (three iterates)	ERKF	ELADM
0	0.10000000	0.10000000	0.10000000	0.00E + 00	0.00E + 00
0.1	0.10713679	0.10713679	0.10714000	0.00E + 00	0.00E + 00
0.2	0.11453291	0.11453291	0.11456000	0.00E + 00	0.00E + 00
0.3	0.12216385	0.12216385	0.12226000	0.00E + 00	9.61E - 05
0.4	0.13000114	0.13000114	0.13024000	0.00E + 00	2.39E - 04
0.5	0.13801261	0.13801261	0.13850000	0.00E + 00	4.87E - 04
0.6	0.14616290	0.14616290	0.14704000	0.00E + 00	8.77E - 04
0.7	0.15441399	0.15441399	0.15586000	0.00E + 00	1.45E - 03
0.8	0.16272591	0.16272591	0.16496000	0.00E + 00	2.23E - 03
0.9	0.17105750	0.17105750	0.17434000	0.00E + 00	3.28E - 03
1	0.17936718	0.17936718	0.17936718	0.00E + 00	4.63E - 03
1.1	0.18761383	0.18761383	0.19394000	0.00E + 00	6.33E - 03
1.2	0.19575756	0.19575756	0.20416000	1.00E - 10	8.40E - 03
1.3	0.20376050	0.20376050	0.21466000	0.00E + 00	1.09E - 02
1.4	0.21158743	0.21158743	0.22544000	1.00E - 10	1.39E - 02
1.5	0.21920638	0.21920638	0.23650000	0.00E + 00	1.73E - 02
1.6	0.22658907	0.22658907	0.24784000	0.00E + 00	2.13E - 02
1.7	0.23371122	0.23371122	0.25946000	0.00E + 00	2.57E - 02
1.8	0.24055276	0.24055276	0.27136000	0.00E + 00	3.08E - 02
1.9	0.24709782	0.24709782	0.28354000	0.00E + 00	3.64E - 02
2	0.25333471	0.25333471	0.29600000	0.00E + 00	4.27E - 02

TABLE 5: Numerical comparison when $N(0) = 0.1, a = 3, b = 1, \alpha = 0.5, \beta = 1, h = 0.1$.

t	Exact solution	Solution by RKF method	Solution by LADM (two iterates)	ERKF	ELADM
0	0.1000000000	0.1000000000	0.1000000000	0.00E + 00	0.00E + 00
0.1	0.1065991220	0.1065991220	0.1065049505	0.00E + 00	9.42E - 05
0.2	0.1133693593	0.1133693590	0.1130099010	3.00E - 10	3.59E - 04
0.3	0.1202826611	0.1202826611	0.1195148515	0.00E + 00	7.68E - 04
0.4	0.1273083819	0.1273083815	0.1260198020	4.00E - 10	1.29E - 03
0.5	0.1344137893	0.1344137893	0.1325247525	0.00E + 00	1.89E - 03
0.6	0.1415646647	0.1415646643	0.1390297030	4.00E - 10	2.53E - 03
0.7	0.1487259514	0.1487259514	0.1455346535	0.00E + 00	3.19E - 03
0.8	0.1558624471	0.1558624468	0.1520396040	3.00E - 10	3.82E - 03
0.9	0.1629394898	0.1629394898	0.1585445545	0.00E + 00	4.39E - 03
1	0.1699236292	0.1699236290	0.1650495050	2.00E - 10	4.87E - 03
1.1	0.1767832382	0.1767832382	0.1715544554	0.00E + 00	5.23E - 03
1.2	0.1834890574	0.1834890572	0.1780594059	2.00E - 10	5.43E - 03
1.3	0.1900146405	0.1900146404	0.1845643564	1.00E - 10	5.45E - 03
1.4	0.1963367003	0.1963367001	0.1910693069	2.00E - 10	5.27E - 03
1.5	0.2024353397	0.2024353396	0.1975742574	1.00E - 10	4.86E - 03
1.6	0.2082941773	0.2082941768	0.2040792079	5.00E - 10	4.21E - 03
1.7	0.2139003623	0.2139003624	0.2105841584	1.00E - 10	3.32E - 03
1.8	0.2192445053	0.2192445047	0.2170891089	6.00E - 10	2.16E - 03
1.9	0.2243205144	0.2243205144	0.2235940594	0.00E + 00	7.26E - 04
2	0.2291253839	0.2291253840	0.2300990099	1.00E - 10	9.74E - 04

overlapping each other whereas there is a little difference between exact solution and that of LADM. So from Figures 1–5, we can also say that RKF is a reliable numerical technique.

5. Conclusion

In this paper, we describe the method for finding numerical solution of insect population model and Lotka-Volterra model. Here we apply two numerical methods called RKF and LADM for solutions of the said models. Here the numerical solutions obtained by using the RKF show high accuracy and these are compared with the LADM solution. So we can say that these numerical results show that the RKF method is an acceptable and reliable numerical technique for the solution of linear and nonlinear differential equation models on population models. It can be seen clearly from the graphical representations that RKF gives quite good results after a certain considerable time intervals. This is a very useful method, which will be undoubtedly found applicable in broad applications. The advantage of the RKF over the LADM is that there is no need for the evaluations of the Adomian polynomials and the advantage of RKF over RK4 is that it has a good accuracy using variable step size. Hence it provides an efficient numerical solution.

Competing Interests

The authors declare that they have no competing interests.

References

- [1] R. A. Parker, “Feedback control of birth and death rates for optimal population density,” *Ecological Modelling*, vol. 65, no. 1-2, pp. 137–146, 1993.
- [2] C. Qiwu and G. J. Lawson, “Study on models of single populations: an expansion of the logistic and exponential equations,” *Journal of Theoretical Biology*, vol. 98, no. 4, pp. 645–659, 1982.
- [3] C. S. Holling, “The components of predation as revealed by a study of small-mammal predation of the European pine sawfly,” *The Canadian Entomologist*, vol. 91, no. 5, pp. 293–320, 1959.
- [4] C. S. Holling, “The functional response of predators to prey density and its role in mimicry and population regulation,” *Memoirs of the Entomological Society of Canada*, vol. 97, no. 45, pp. 5–60, 1965.
- [5] R. Kumar and S. Baskar, “B-spline quasi-interpolation based numerical methods for some Sobolev type equations,” *Journal of Computational and Applied Mathematics*, vol. 292, Article ID 10206, pp. 41–66, 2016.
- [6] T. Khellil, A. Balaž, and A. Pelster, “Analytical and numerical study of dirty bosons in a quasi-one-dimensional harmonic trap,” *New Journal of Physics*, vol. 18, no. 6, Article ID 063003, 15 pages, 2016.
- [7] V. A. Balashov and E. B. Savenkov, “Numerical study of a quasi-hydrodynamic system of equations for flow computation at small mach numbers,” *Computational Mathematics and Mathematical Physics*, vol. 55, no. 10, pp. 1743–1751, 2015.
- [8] C. Liu, L. Zhong, S. Shu, and Y. Xiao, “Quasi-optimal complexity of adaptive finite element method for linear elasticity problems in two dimensions,” *Applied Mathematics and Mechanics. English Edition*, vol. 37, no. 2, pp. 151–168, 2016.
- [9] M. Zhao, “Numerical solutions of quasi-two-dimensional models for laminar water hammer problems,” *Journal of Hydraulic Research*, vol. 54, no. 3, pp. 360–368, 2016.
- [10] S. A. Khuri, “A Laplace decomposition algorithm applied to a class of nonlinear differential equations,” *Journal of Applied Mathematics*, vol. 1, no. 4, pp. 141–155, 2001.
- [11] O. Kiyamaz, “An algorithm for solving initial value problems using Laplace Adomian decomposition method,” *Applied Mathematical Sciences*, vol. 3, no. 29–32, pp. 1453–1459, 2009.
- [12] G. Adomian, *Solving Frontier Problems of Physics: The Decomposition Method*, Springer, New York, NY, USA, 1993.
- [13] R. Rach, A. Baghdasarian, and G. Adomian, “Differential equations with singular coefficients,” *Applied Mathematics and Computation*, vol. 47, no. 2-3, pp. 179–184, 1992.
- [14] G. Adomian, “A review of the decomposition method and some recent results for nonlinear equations,” *Mathematical and Computer Modelling*, vol. 13, no. 7, pp. 17–43, 1990.
- [15] G. Adomian and R. Rach, “Noise terms in decomposition solution series,” *Computers & Mathematics with Applications*, vol. 24, no. 11, pp. 61–64, 1992.
- [16] D. Kornmaier and Ch. Fredebeul, “Ordnungsdynamische Dense-Output Runge–Kutta–Fehlberg Verfahren, Teil I: Techniken der Konstruktion,” *Ergebnisberichte Angew. Math.* 174, Technical University of Dortmund, Dortmund, Germany, 1999.
- [17] P. Albrecht, “The Runge-Kutta theory in a nutshell,” *SIAM Journal on Numerical Analysis*, vol. 33, no. 5, pp. 1712–1735, 1996.
- [18] P. J. Prince and J. R. Dormand, “High order embedded Runge-Kutta formulae,” *Journal of Computational and Applied Mathematics*, vol. 7, no. 1, pp. 67–75, 1981.
- [19] E. Fehlberg, “Low-order classical Runge-Kutta formulas with step size control and their application to some heat transfer problems,” NASA Technical Report 315, 1969.
- [20] E. Fehlberg, “Klassische Runge-Kutta-Formeln vierter und niedrigerer Ordnung mit Schrittweiten-Kontrolle und ihre Anwendung auf Wärmeleitungsprobleme,” *Computing*, vol. 6, no. 1, pp. 61–71, 1970.
- [21] L. H. Erbe, H. I. Freedman, and V. Sree Hari Rao, “Three-species food-chain models with mutual interference and time delays,” *Mathematical Biosciences*, vol. 80, no. 1, pp. 57–80, 1986.
- [22] H. I. Freedman, *Deterministic Mathematical Models in Population Ecology*, Marcel Dekker, New York, NY, USA, 1980.
- [23] T. R. Malthus, *An Essay on the Principle of Population*, 1st edition, 1798, 2nd edition in 1803, Introduction by Philip Appleman, and assorted commentary on Malthus edited by Appleman, Norton Critical Editions, 1798.
- [24] Y. Kuang, W. F. Fagan, and I. Loladze, “Biodiversity, habitat area, resource growth rate and interference competition,” *Bulletin of Mathematical Biology*, vol. 65, no. 3, pp. 497–518, 2003.
- [25] M. Fan, K. Wang, and D. Jiang, “Existence and global attractivity of positive periodic solutions of periodic n-species Lotka-Volterra competition systems with several deviating arguments,” *Mathematical Biosciences*, vol. 160, no. 1, pp. 47–61, 1999.
- [26] S. Olek, “An accurate solution to the multispecies Lotka-Volterra equations,” *SIAM Review*, vol. 36, no. 3, pp. 480–488, 1994.