

## Research Article

# Shape Preserving Interpolation Using $C^2$ Rational Cubic Spline

Samsul Ariffin Abdul Karim<sup>1</sup> and Kong Voon Pang<sup>2</sup>

<sup>1</sup>*Fundamental and Applied Sciences Department, Universiti Teknologi PETRONAS, Bandar Seri Iskandar, 32610 Seri Iskandar, Perak Darul Ridzuan, Malaysia*

<sup>2</sup>*School of Mathematical Sciences, Universiti Sains Malaysia (USM), 11800 Minden, Penang, Malaysia*

Correspondence should be addressed to Samsul Ariffin Abdul Karim; [samsul.ariffin@petronas.com.my](mailto:samsul.ariffin@petronas.com.my)

Received 18 January 2016; Revised 10 April 2016; Accepted 21 April 2016

Academic Editor: Francisco J. Marcellán

Copyright © 2016 S. A. Abdul Karim and K. Voon Pang. This is an open access article distributed under the Creative Commons Attribution License, which permits unrestricted use, distribution, and reproduction in any medium, provided the original work is properly cited.

This paper discusses the construction of new  $C^2$  rational cubic spline interpolant with cubic numerator and quadratic denominator. The idea has been extended to shape preserving interpolation for positive data using the constructed rational cubic spline interpolation. The rational cubic spline has three parameters  $\alpha_i$ ,  $\beta_i$ , and  $\gamma_i$ . The sufficient conditions for the positivity are derived on one parameter  $\gamma_i$  while the other two parameters  $\alpha_i$  and  $\beta_i$  are free parameters that can be used to change the final shape of the resulting interpolating curves. This will enable the user to produce many varieties of the positive interpolating curves. Cubic spline interpolation with  $C^2$  continuity is not able to preserve the shape of the positive data. Notably our scheme is easy to use and does not require knots insertion and  $C^2$  continuity can be achieved by solving tridiagonal systems of linear equations for the unknown first derivatives  $d_i$ ,  $i = 1, \dots, n-1$ . Comparisons with existing schemes also have been done in detail. From all presented numerical results the new  $C^2$  rational cubic spline gives very smooth interpolating curves compared to some established rational cubic schemes. An error analysis when the function to be interpolated is  $f(t) \in C^3[t_0, t_n]$  is also investigated in detail.

## 1. Introduction

Spline interpolation has been used extensively in many research disciplines such as in car design and airplane fuselage. Univariate and bivariate spline can be used to approximate or interpolate the given finite data sets. Even though the cubic spline has second-order parametric continuity,  $C^2$ , it has some weakness such that the interpolating curves may give few unwanted behavior of the original data due to the existing wiggles along some interval. This uncharacteristic behavior may destroy the data. If the given data is positive cubic spline may give some negative values along the whole interval where the interpolating curves will lie below  $x$ -axis. For some application any negativity is unacceptable. For example, the wind speed, solar energy, and rainfall received are always having positive values and any negativity values need to be avoided as it may destroy any important information that may exist in the original data. Similarly if the data is monotone, then the resulting interpolating curves also must be monotone too. Furthermore if the given data

is convex, the rational cubic spline interpolation should be able to maintain the shape of the original data. Thus shape preserving interpolation is important in computer graphics and computer aided geometric design (CAGD).

Due to the fact that cubic spline is not able to produce completely the positive, monotone, and convex interpolating curves on entire given interval, many researchers have proposed several methods and idea to preserve the positivity, monotonicity, and convexity of the data. Fritsch and Carlson [1] and Dougherty et al. [2] have discussed the monotonicity, positivity, and convexity preserving by using cubic spline interpolation by modifying the first derivative values in which the shape violation is found. Butt and Brodlie [3] and Brodlie and Butt [4] have used cubic spline interpolation to preserve the positivity and convexity of the finite data by inserting extra knots in the interval in which the positivity and/or convexity is not preserved by the cubic spline. Their methods did not give any extra freedom to the user in controlling the final shape of the interpolating curves. In order to change the final shape of the interpolating curves, the user needs to

change the given data. Another thing is that their methods require the modification of the first derivative parameters. Sarfraz [5], Sarfraz et al. [6, 7], and Abbas [8] studied the use of rational cubic interpolant for preserving the positive data. Meanwhile M. Z. Hussain and M. Hussain [9] studied positivity preserving for curves and surfaces by utilizing rational cubic spline with quadratic denominator. In works by Hussain et al. [10] and Sarfraz et al. [11] the rational cubic spline with quadratic denominator has been used for positivity, monotonicity, and convexity preserving with  $C^2$  continuity. Hussain et al. [10] have only one free parameter meanwhile Sarfraz et al. [11] have no free parameter. Abbas [8] and Abbas et al. [12] have discussed the positivity by using new  $C^2$  rational cubic spline with two free parameters. Another paper concerning  $C^2$  rational spline can be found by Delbourgo [13], Gregory [14], and Delbourgo and Gregory [15]. Karim and Kong [16–19] have proposed new  $C^1$  rational cubic spline (cubic/quadratic) with three parameters where two of them are free parameters. The rational cubic spline has been successfully applied to the local control of the interpolating functions, positivity, monotonicity, and convexity preserving as well as the derivative control including an error analysis when the function to be interpolated is  $f(t) \in C^3[t_0, t_n]$ . Motivated by the works of Tian et al. [20], Abbas et al. [12], Hussain et al. [10], and Sarfraz et al. [11], in this paper the authors will proposed new  $C^2$  rational cubic spline for positivity, monotonicity, and convexity preserving and data constrained modeling. Under some circumstances our  $C^2$  rational cubic spline will give new  $C^2$  rational cubic spline based on rational cubic spline defined by Tian et al. [20]. Numerical comparison between  $C^2$  rational cubic spline and the works of Hussain et al. [10], Abbas [8], Abbas et al. [12], and Sarfraz et al. [11] also has been made comprehensively. From all presented numerical results shape preserving interpolation by using the new  $C^2$  rational cubic spline gives comparable results with existing rational cubic spline schemes. The main scientific contribution of this paper is summarized as follows:

- (i) In this paper  $C^2$  rational cubic spline (cubic/quadratic) with three parameters has been used for positivity, monotonicity, and convexity preserving and constrained data modeling while in works by Karim and Kong [17–19], M. Z. Hussain and M. Hussain [9], and Sarfraz [5] the degree of smoothness attained is  $C^1$ .
- (ii) Hussain et al. [10] and Sarfraz et al. [11] discussed the positivity by using  $C^2$  rational cubic spline (cubic/quadratic) with two parameters with one or no free parameter while our rational cubic spline has two free parameters. Even though Abbas et al. [12] also proposed  $C^2$  rational cubic spline (cubic/quadratic) with two parameters, their rational spline is different form our rational cubic spline. Furthermore it was noticed that schemes of Abbas et al. [12] may not be able to produce completely positive interpolating curves with  $C^2$  continuity.
- (iii) When  $\gamma_i = 0$ , we may obtain the new  $C^2$  rational cubic spline with two parameters, an extension to the original  $C^1$  rational cubic spline of Tian et al. [20]. Thus our  $C^2$  rational cubic spline gives a larger class of rational cubic spline which also includes the rational cubic spline of Tian et al. [20].
- (iv) Our rational scheme is local while in Lamberti and Manni [21] their scheme is global. Furthermore our rational scheme works well for both equally and unequally spaced data while the rational spline interpolant by Duan et al. [22] and Bao et al. [23] only works for equally spaced data.
- (v) Numerical comparisons between the  $C^2$  rational cubic spline and the existing schemes such as Hussain et al. [10], Sarfraz et al. [11], and Abbas et al. [12] for positivity preserving and  $C^1$  rational spline of Karim and Kong [17–19] also have been done comprehensively.
- (vi) Our method also does not require any knots insertion. Meanwhile the cubic spline interpolation by Butt and Brodlie [3], Brodlie and Butt [4], and Fiorot and Tabka [24] requires knots insertion in the interval where the interpolating curves produce the negative values (lies below  $x$ -axis) for positive data, nonmonotone interpolating curves (for monotone data), and nonconvex interpolating curves for convex data.
- (vii) This paper utilized the rational cubic spline meanwhile in Dube and Tiwari [25], Pan and Wang [26], and Ibraheem et al. [27] the rational trigonometric spline is used in place of standard rational cubic spline. Thus no trigonometric functions are involved. Therefore the method is not computationally expensive.

The remainder of the paper is organized as follows. Section 2 introduces the new  $C^2$  rational cubic spline with three parameters, with some discussion on the methods to estimate the first derivatives values as well as shape controls of the rational cubic spline interpolation. Meanwhile Section 3 discusses the positivity preserving by using  $C^2$  rational cubic spline together with numerical demonstrations as well as comparison with some existing schemes including error analysis. Section 4 is devoted for research discussion. Finally a summary and conclusions are given in Section 5.

## 2. $C^2$ Rational Cubic Spline Interpolant

This section will introduce  $C^2$  rational cubic spline interpolant with three parameters. Originally this rational cubic spline has been initiated by Karim and Kong [18]. The main difference is that in this paper the rational cubic spline has  $C^2$  continuity while in work by Karim and Kong [18] it has  $C^1$  continuity. We begin with the definition of  $C^2$  rational cubic spline interpolant, given set of data points  $\{(x_i, f_i), i = 0, 1, \dots, n\}$  such that  $x_0 < x_1 < \dots < x_n$ . Let  $h_i = x_{i+1} - x_i$ ,  $\Delta_i = (f_{i+1} - f_i)/h_i$  and  $\theta = (x - x_i)/h_i$ , where  $0 \leq \theta \leq 1$ . For

$x \in [x_i, x_{i+1}]$ ,  $i = 0, 1, 2, \dots, n - 1$ , the rational cubic spline interpolant with three parameters is defined as follows:

$$s(x) \equiv s_i(x) = \frac{A_{i0}(1-\theta)^3 + A_{i1}\theta(1-\theta)^2 + A_{i2}\theta^2(1-\theta) + A_{i3}\theta^3}{(1-\theta)^2\alpha_i + \theta(1-\theta)(2\alpha_i\beta_i + \gamma_i) + \theta^2\beta_i} \quad (1)$$

The following conditions will assure that the rational cubic spline interpolant in (1) has  $C^2$  continuity:

$$\begin{aligned} s(x_i) &= f_i, \\ s(x_{i+1}) &= f_{i+1}, \\ s^{(1)}(x_i) &= d_i, \\ s^{(1)}(x_{i+1}) &= d_{i+1}, \\ s^{(2)}(x_{i+}) &= s^{(2)}(x_{i-}), \end{aligned} \quad (2)$$

where  $s^{(1)}(x_i)$  and  $s^{(2)}(x_i)$  denote the first- and second-order derivative with respect to  $x$ , respectively. Meanwhile the notations  $s^{(2)}(x_{i+})$  and  $s^{(2)}(x_{i-})$  correspond to the right and left second derivatives values. Furthermore  $d_i$  denotes the derivative value which is given at the knot  $x_i$ ,  $i = 0, 1, 2, \dots, n$ .

By using (2), the required  $C^2$  rational cubic spline interpolant with three parameters defined by (1) has the unknowns  $A_{ij}$ ,  $j = 0, 1, 2, 3$ , and is given as follows:

$$\begin{aligned} A_{i0} &= \alpha_i f_i, \\ A_{i1} &= (2\alpha_i\beta_i + \alpha_i + \gamma_i) f_i + \alpha_i h_i d_i, \\ A_{i2} &= (2\alpha_i\beta_i + \beta_i + \gamma_i) f_{i+1} - \beta_i h_i d_{i+1}, \\ A_{i3} &= \beta_i f_{i+1}. \end{aligned} \quad (3)$$

The parameters  $\alpha_i, \beta_i > 0, \gamma_i \geq 0$  are used to control the final shape of the interpolating curves. From work by Karim and Kong [19], the second-order derivative  $s^{(2)}(x)$  is given as

$$s^{(2)}(x) = \frac{\sum_{j=0}^3 C_{ij} (1-\theta)^{3-j} \theta^j}{h_i [Q_i(\theta)]^3}, \quad (4)$$

where

$$\begin{aligned} C_{i0} &= 2\alpha_i^2 (\gamma_i (\Delta_i - d_i) - \beta_i (d_{i+1} - \Delta_i) - 2\alpha_i\beta_i (d_i - \Delta_i)), \\ C_{i1} &= 6\alpha_i^2 \beta_i (\Delta_i - d_i), \\ C_{i2} &= 6\alpha_i \beta_i^2 (d_{i+1} - \Delta_i), \\ C_{i3} &= 2\beta_i^2 [\gamma_i (d_{i+1} - \Delta_i) - \alpha_i (\Delta_i - d_i - 2\beta_i (d_{i+1} - \Delta_i))]. \end{aligned} \quad (5)$$

Now  $C^2$  continuity,  $s^{(2)}(x_{i+}) = s^{(2)}(x_{i-})$ ,  $i = 1, 2, \dots, n - 1$ , will give

$$\begin{aligned} &\frac{2[\gamma_{i-1}(d_i - \Delta_{i-1}) - \alpha_{i-1}(\Delta_{i-1} - d_{i-1} - 2\beta_{i-1}(d_i - \Delta_{i-1}))]}{h_{i-1}\beta_{i-1}} \\ &= \frac{2(\gamma_i(\Delta_i - d_i) - \beta_i(d_{i+1} - \Delta_i) - 2\alpha_i\beta_i(d_i - \Delta_i))}{h_i\alpha_i}. \end{aligned} \quad (6)$$

Now (6) provides the following system of linear equations that can be used to compute the first derivative parameters,  $d_i$ ,  $i = 1, 2, \dots, n - 1$ , such that

$$a_i d_{i-1} + b_i d_i + c_i d_{i+1} = e_i, \quad i = 1, 2, \dots, n - 1, \quad (7)$$

with

$$\begin{aligned} a_i &= h_i \alpha_{i-1} \alpha_i, \\ b_i &= h_i \alpha_i (\gamma_{i-1} + 2\alpha_{i-1} \beta_{i-1}) + h_{i-1} \beta_{i-1} (\gamma_i + 2\alpha_i \beta_i), \\ c_i &= h_{i-1} \beta_{i-1} \beta_i, \\ e_i &= h_i \alpha_i (\gamma_{i-1} + \alpha_{i-1} + 2\alpha_{i-1} \beta_{i-1}) \Delta_{i-1} \\ &\quad + h_{i-1} \beta_{i-1} (\gamma_i + \beta_i + 2\alpha_i \beta_i) \Delta_i. \end{aligned} \quad (8)$$

The system of linear equations given by (7) is strictly tridiagonal and has a unique solution for the unknown derivative parameters  $d_i$ ,  $i = 1, 2, \dots, n - 1$ , for all  $\alpha_i, \beta_i > 0, \gamma_i \geq 0$ . The system in (7) gives  $n - 1$  linear equations for  $n + 1$  unknown derivative values. Thus two more equations are required in order to obtain the unique solution in (7). The following is common choices for the end points condition, that is,  $d_0$  and  $d_n$ :

$$\begin{aligned} s^{(1)}(x_0) &= d_0, \\ s^{(1)}(x_n) &= d_n. \end{aligned} \quad (9)$$

By using (3),  $C^2$  rational cubic spline interpolant in (1) can be reformulated and is given as follows:

$$s(x) \equiv s_i(x) = \frac{P_i(\theta)}{Q_i(\theta)}, \quad (10)$$

where

$$\begin{aligned} &P_i(\theta) \\ &= \alpha_i f_i (1-\theta)^3 \\ &\quad + ((2\alpha_i\beta_i + \alpha_i + \gamma_i) f_i + \alpha_i h_i d_i) \theta (1-\theta)^2 \\ &\quad + ((2\alpha_i\beta_i + \beta_i + \gamma_i) f_{i+1} - \beta_i h_i d_{i+1}) \theta^2 (1-\theta) \\ &\quad + \beta_i f_{i+1} \theta^3, \\ &Q_i(\theta) = (1-\theta)^2 \alpha_i + \theta(1-\theta)(2\alpha_i\beta_i + \gamma_i) + \theta^2 \beta_i. \end{aligned} \quad (11)$$

The data-dependent sufficient conditions on parameters  $\gamma_i$  will be developed in order to preserve the positivity, data constrained, monotonicity, and convexity on the entire interval

$[x_i, x_{i+1}]$ ,  $i = 0, 1, 2, \dots, n-1$ . The remaining parameters  $\alpha_i$  and  $\beta_i$  can be used to refine the resulting interpolating curves. Thus the rational cubic spline provides greater flexibility to the user in controlling the final shape of the interpolating curves.

**Theorem 1** ( $C^2$  rational cubic spline interpolant). *The rational cubic spline with three parameters defined by (1) is  $C^2 \in [x_0, x_n]$  if there exist positive parameters  $\alpha_i, \beta_i > 0$ ,  $\gamma_i \geq 0$ , and  $d_i$ ,  $i = 1, 2, \dots, n-1$ , that satisfy (7).*

The choice of the end point derivatives  $d_0$  and  $d_n$  depended on the original data which are chosen as follows.

*Choice 1 (Geometric Mean Method (GMM)).* Consider

$$d_0 = \begin{cases} 0, & \Delta_0 = 0 \text{ or } \Delta_{2,0} = 0 \\ \Delta_0^{(1+h_0/h_1)} \Delta_{2,1}^{(-h_0/h_1)} & \text{otherwise,} \end{cases}$$

$$d_n = \begin{cases} 0 & \Delta_{n-1} = 0 \text{ or } \Delta_{n,n-2} = 0 \\ \Delta_{n-1}^{(1+h_{n-1}/h_{n-2})} \Delta_{n,n-2}^{(-h_{n-1}/h_{n-2})} & \text{otherwise.} \end{cases} \quad (12)$$

*Choice 2 (Arithmetic Mean Method (AMM)).* Consider

$$d_0 = \Delta_0 + (\Delta_0 - \Delta_1) \left( \frac{h_0}{h_0 + h_1} \right),$$

$$d_n = \Delta_{n-1} + (\Delta_{n-1} - \Delta_{n-2}) \left( \frac{h_{n-1}}{h_{n-1} + h_{n-2}} \right). \quad (13)$$

Delbourgo and Gregory [29] give more details about the method that can be used to estimate the first derivative value. In this paper the AMM will be used to estimate the end point derivatives  $d_0$  and  $d_n$ , respectively.

Some observation and shape control analysis of the new  $C^2$  rational cubic spline interpolant defined by (10) are given as follows:

- (1) When  $\alpha_i > 0$ ,  $\beta_i > 0$ , and  $\gamma_i = 0$ , the rational interpolant in (10) reduces to the rational spline of the form cubic/quadratic by Tian et al. [20] and we may obtain  $C^2$  rational cubic spline with two parameters, an extension to  $C^1$  rational cubic spline originally proposed by Tian et al. [20]. Thus by rewriting  $C^2$  condition in (7), we can obtain  $C^2$  rational cubic of Tian et al. [20].
- (2) When  $\alpha_i = \beta_i = 1$ ;  $\gamma_i = 0$ , the rational cubic interpolant in (1) is just a standard cubic Hermite spline with  $C^1$  continuity that may not be able to completely preserve the positivity of the data [18]:

$$s(x) = (1-\theta)^2(1-2\theta)f_i + \theta^2(3-2\theta)f_{i+1} + \theta(1-\theta)^2d_i - \theta^2(1-\theta)d_{i+1}, \quad (14)$$

for  $i = 0, 1, \dots, n-1$ .

TABLE 1: A data from work by Sarfraz et al. [6].

$i$	0	1	1	3	4
$x_i$	0	2	3	9	11
$f_i$	0.5	1.5	7	9	13
$h_i$	2	1	6	2	
$\Delta_i$	0.5	5.5	1/3	2	
$d_i (C^1)$	-2.833	3.833	4.7619	1.5833	2.4167
$d_i (C^2)$	-2.833	4.3223	4.9828	1.2146	2.4167

- (3) Furthermore the rational interpolant in (1) can be written as [18]

$$s(x) = (1-\theta)f_i + \theta f_{i+1} + \frac{h_i \theta (1-\theta) [\alpha_i (d_i - \Delta_i) (1-\theta) + \beta_i (\Delta_i - d_{i+1}) \theta]}{Q_i(\theta)}. \quad (15)$$

- (4) Obviously when  $\alpha_i \rightarrow 0$ ,  $\beta_i \rightarrow 0$ , or  $\gamma_i \rightarrow \infty$ , the rational interpolant in (10) converges to following straight line:

$$\lim_{\alpha_i, \beta_i \rightarrow 0, \gamma_i \rightarrow \infty} s(x) = (1-\theta)f_i + \theta f_{i+1}. \quad (16)$$

Either the decrease of the parameters  $\alpha_i$  and  $\beta_i$  or the increase of  $\gamma_i$  will reduce the rational cubic spline to a linear interpolant. Figure 1 shows this example. We test shape control analysis by using the data from work by Sarfraz et al. [6] given in Table 1.

To show the difference between  $C^2$  rational cubic spline with three parameters and  $C^1$  rational cubic spline of Karim and Kong [17–19], we choose  $\alpha_i = \beta_i = 1$ ;  $\gamma_i = 2$  for both cases. The main difference is that to generate  $C^1$  rational interpolating curves the first derivative parameter  $d_i$ ,  $i = 0, 1, 2, \dots, n$ , is calculated by using Arithmetic Mean Method (AMM); meanwhile to generate  $C^2$  rational cubic spline with three parameters, the first derivative parameter  $d_i$ ,  $i = 1, 2, \dots, n-1$ , is calculated by solving (7) with suitable choices of the end point derivatives  $d_0$  and  $d_n$ .

*Remark 2.* If  $\Delta_i - d_i = 0$  or  $d_{i+1} - \Delta_i = 0$ , then  $d_i = d_{i+1} = \Delta_i$ . In this case the rational interpolant in (10) will be linear in the corresponding interval or region; that is,

$$s(x) = (1-\theta)f_i + \theta f_{i+1}. \quad (17)$$

Figure 2 shows the shape control using the rational cubic spline for the given data in Table 1.

Figure 2(f) shows the combination of Figures 2(a), 2(d), and 2(e). Meanwhile Figure 2(g) shows the combination of Figures 2(a), 2(b), and 2(c), respectively.

Clearly the curves approach to the straight line if  $\alpha_i \rightarrow 0$ ,  $\beta_i \rightarrow 0$ , or  $\gamma_i \rightarrow \infty$ . Furthermore decreases in the value of  $\beta_i$  will pull the curves upward and vice versa. This shape control will be useful for shape preserving interpolation as well as local control of the interpolating curves.

Meanwhile from Figure 1(d), it can be seen clearly that  $C^2$  rational cubic spline interpolation (shown as red color) is

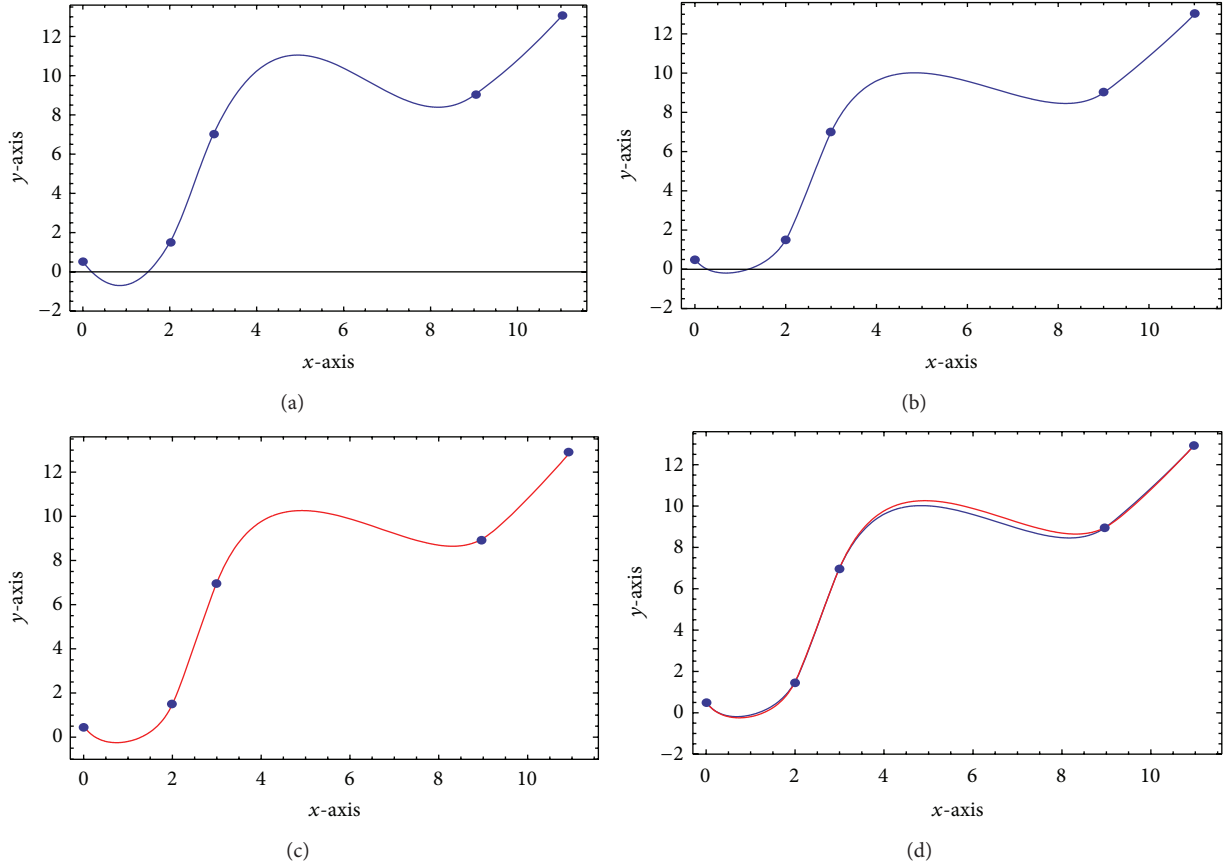


FIGURE 1: Interpolating curve for data in Table 1. (a) Default  $C^1$  cubic spline with  $\alpha_i = \beta_i = 1$  and  $\gamma_i = 0$ . (b)  $C^1$  rational cubic spline with  $\alpha_i = \beta_i = 1$  and  $\gamma_i = 2$ . (c)  $C^2$  rational cubic spline by using derivative calculated from tridiagonal equation (7) with  $\alpha_i = \beta_i = 1$  and  $\gamma_i = 2$ . (d) The graphs of (b)  $C^1$  rational cubic spline (blue) and (c)  $C^2$  rational cubic spline (red).

smoother than  $C^1$  rational cubic spline interpolation (shown as black color). Thus the new  $C^2$  rational cubic spline provides good alternative to the existing  $C^1$  and  $C^2$  rational cubic spline.

*Remark 3.* Since the constructed  $C^2$  rational cubic spline has three parameters, then how do we choose the parameter values? To answer this question, the choices of the parameters totally depend on the data that are under considerations by the main user. The main difference between our  $C^2$  rational cubic spline and  $C^2$  cubic spline interpolation is that, in order to change the final shape of the interpolating curves, our schemes are only required to change the parameters values without the need to change the data points itself. But there are no free parameters in the descriptions of  $C^2$  cubic spline interpolation.

### 3. Positivity Preserving Using $C^2$ Rational Cubic Spline Interpolation

In this section, the positivity preserving by using the proposed  $C^2$  rational cubic spline interpolation defined by (10) will be discussed in detail. We follow the same idea of Karim and Kong [18] and Abbas et al. [12] such that simple

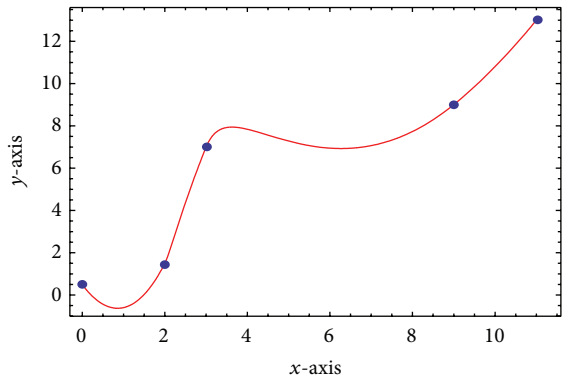
data-dependent conditions for positivity are derived on one parameter  $\gamma_i$  while the remaining parameters  $\alpha_i$  and  $\beta_i$  are free to be utilized. The main objective is that, in order to preserve the positivity of the positive data, the rational cubic spline interpolant must be positive on the entire given interval. The simple way to achieve it is by finding the automated choice of the shape parameter  $\gamma_i$ . We begin by giving the definition of strictly positive data.

Given the strictly positive set of data  $(x_i, f_i)$ ,  $i = 0, 1, \dots, n$ ,  $x_0 < x_1 < \dots < x_n$ , such that

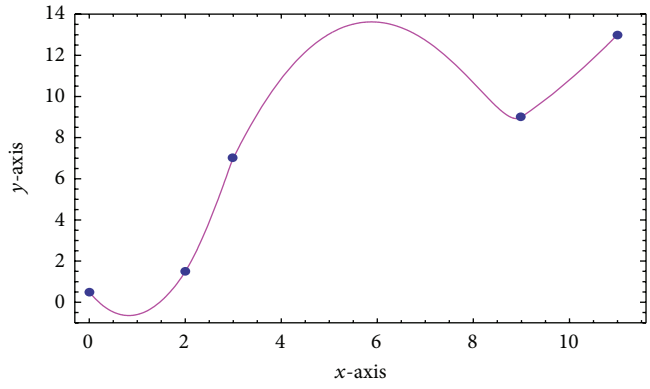
$$f_i > 0, \quad i = 0, 1, \dots, n. \tag{18}$$

Now from (10), the rational cubic spline will preserve the positivity of the data if and only if  $P_i(\theta) > 0$  and  $Q_i(\theta) > 0$ . Since for all  $\alpha_i, \beta_i > 0$  and  $\gamma_i \geq 0$ , the denominator  $Q_i(\theta) > 0$ ,  $i = 0, 1, \dots, n-1$ . Thus  $s(x) > 0$  if and only if  $P_i(\theta) > 0$ ,  $i = 0, 1, \dots, n-1$ . The cubic polynomial  $P_i(\theta)$ ,  $i = 0, 1, \dots, n-1$  can be written as follows [18]:

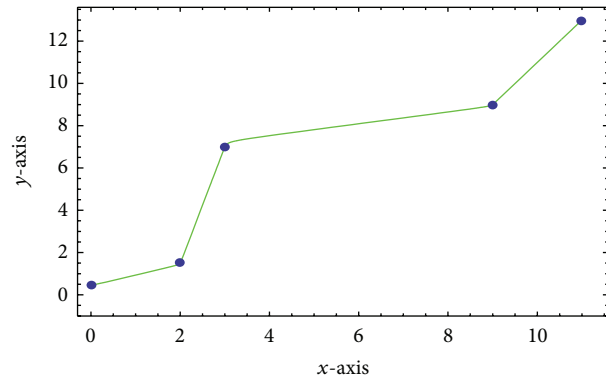
$$P_i(\theta) = B_i\theta^3 + C_i\theta^2 + D_i\theta + E_i, \tag{19}$$



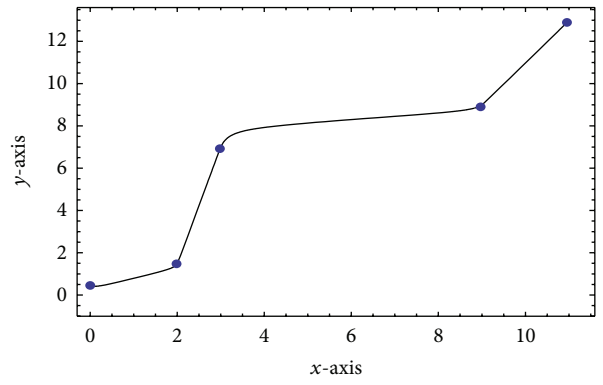
(a)



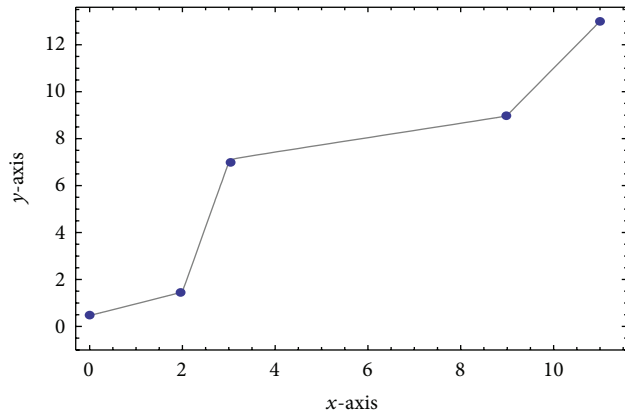
(b)



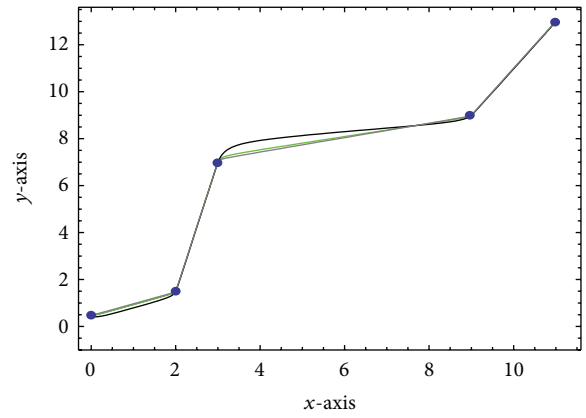
(c)



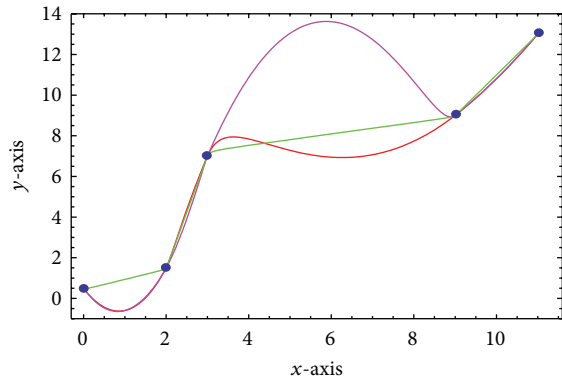
(d)



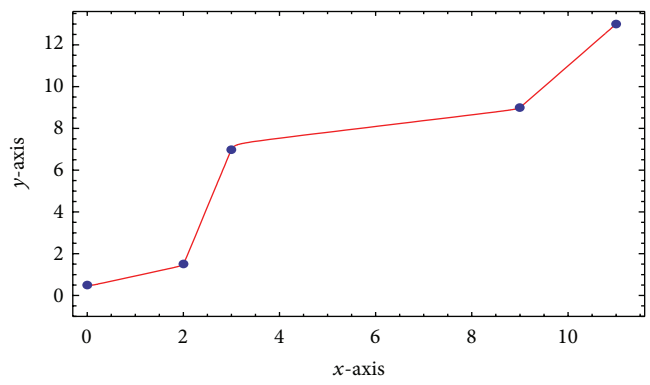
(e)



(f)



(g)



(h)

FIGURE 2: Continued.

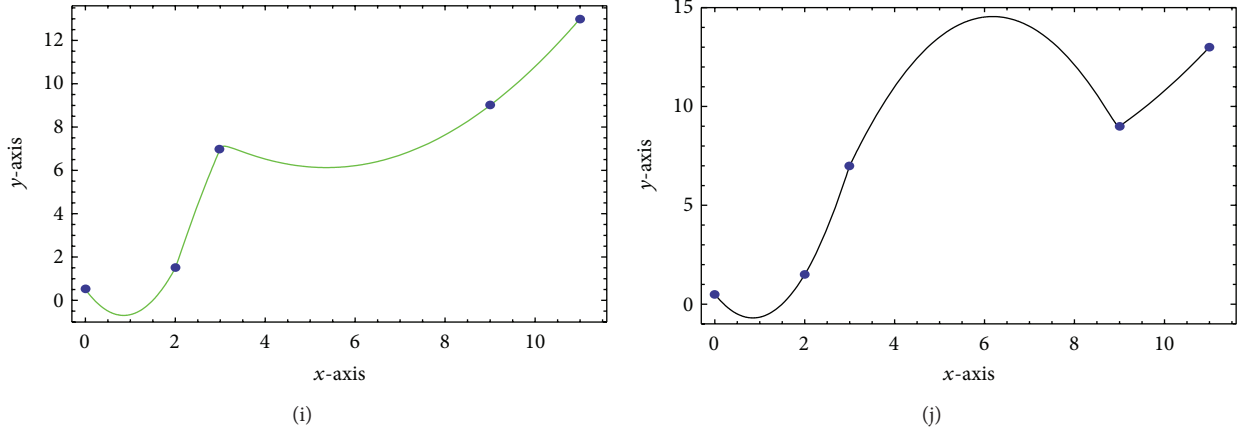


FIGURE 2: Shape control of rational cubic interpolating curves with various values of shape parameters list in Table 2.

TABLE 2: Shape parameters value for Figure 2.

Figure 2	$i$	0	1	2	3
Figure 2(a)	$\alpha_i$	0.1	0.1	0.1	0.1
	$\beta_i$	1	1	1	1
	$\gamma_i$	1	1	1	1
Figure 2(b)	$\alpha_i$	1	1	1	1
	$\beta_i$	0.1	0.1	0.1	0.1
	$\gamma_i$	1	1	1	1
Figure 2(c)	$\alpha_i$	1	1	1	1
	$\beta_i$	1	1	1	1
	$\gamma_i$	100	100	100	100
Figure 2(d)	$\alpha_i$	5	5	5	5
	$\beta_i$	5	5	5	5
	$\gamma_i$	100	100	100	100
Figure 2(e)	$\alpha_i$	5	5	5	5
	$\beta_i$	5	5	5	5
	$\gamma_i$	1000	1000	1000	1000
Figure 2(h)	$\alpha_i$	0.01	0.01	0.01	0.01
	$\beta_i$	0.01	0.01	0.01	0.01
	$\gamma_i$	1	1	1	1
Figure 2(i)	$\alpha_i$	0.01	0.01	0.01	0.01
	$\beta_i$	1	1	1	1
	$\gamma_i$	1	1	1	1
Figure 2(j)	$\alpha_i$	1	1	1	1
	$\beta_i$	0.01	0.01	0.01	0.01
	$\gamma_i$	1	1	1	1

where

$$\begin{aligned}
 B_i &= \alpha_i h_i d_i + \beta_i h_i d_{i+1} + 2\alpha_i \beta_i f_i + \gamma_i f_i - 2\alpha_i \beta_i f_{i+1} \\
 &\quad - \gamma_i f_{i+1}, \\
 C_i &= -2\alpha_i h_i d_i - \beta_i h_i d_{i+1} + \alpha_i f_i - 4\alpha_i \beta_i f_i - 2\gamma_i f_i \\
 &\quad + \beta_i f_{i+1} + 2\alpha_i \beta_i f_{i+1} + \gamma_i f_{i+1},
 \end{aligned}$$

$$D_i = \alpha_i h_i d_i - 2\alpha_i f_i + 2\alpha_i \beta_i f_i + \gamma_i f_i,$$

$$E_i = \alpha_i f_i.$$

(20)

From Schmidt and Hess [30], with variable substitution  $\theta = s/(1 + s)$ ,  $s \geq 0$ ,  $P_i(\theta)$ ,  $i = 0, 1, \dots, n - 1$ , can be rewritten as follows:

$$P_i(s) = As^3 + Bs^2 + Cs + D, \tag{21}$$

where

$$A = \beta_i f_{i+1},$$

$$B = (2\alpha_i \beta_i + \beta_i + \gamma_i) f_{i+1} - \beta_i h_i d_{i+1}, \tag{22}$$

$$C = (2\alpha_i \beta_i + \alpha_i + \gamma_i) f_i - \alpha_i h_i d_i,$$

$$D = \alpha_i f_i.$$

**Theorem 4.** For strictly positive data defined in (18),  $C^2$  rational cubic interpolant defined over the interval  $[x_0, x_n]$  is positive if in each subinterval  $[x_i, x_{i+1}]$ ,  $i = 0, 1, \dots, n - 1$ , the involving parameters  $\alpha_i, \beta_i$ , and  $\gamma_i$  satisfy the following sufficient conditions:

$$\alpha_i, \beta_i > 0,$$

$$\gamma_i > \text{Max} \left\{ 0, -\alpha_i \left[ \frac{h_i d_i + (2\beta_i + 1) f_i}{f_i} \right] \right\}, \tag{23}$$

$$\beta_i \left[ \frac{h_i d_{i+1} - (2\alpha_i + 1) f_{i+1}}{f_{i+1}} \right] \Bigg\}.$$

*Remark 5.* The sufficient condition for positivity preserving by using  $C^2$  rational cubic interpolant is different from the sufficient condition for positivity preserving by using  $C^1$  rational cubic interpolant of Karim and Kong [18]. To achieve  $C^2$  continuity, the derivative parameters  $d_i$ ,  $i = 1, 2, \dots, n - 1$ , must be calculated from  $C^2$  condition given in (7); meanwhile to achieve  $C^1$  continuity, the derivative parameters  $d_i$ ,  $i = 0, 1, 2, \dots, n$ , are estimated by using standard approximation methods such as Arithmetic Mean Method (AMM).

TABLE 3: A positive data from work by Hussain et al. [10].

$i$	0	1	2	3
$x_i$	0.0	1.0	1.70	1.80
$f_i$	0.25	1.0	11.10	25

TABLE 4: Numerical results.

$i$	0	1	2	3
$d_i (C^1)$	-7.296	8.796	123.429	154.570
$\Delta_i$	0.75	14.429	139	
$\alpha_i$	0.5	0.5	0.5	
$\beta_i$	0.5	0.5	0.5	
$\gamma_i$	13.84	3.14	0.25	
$d_i (C^2)$	-7.296	2.108	82.5421	154.570

Remark 6. The sufficient condition in (23) can be rewritten as

$$\alpha_i, \beta_i > 0,$$

$$\gamma_i = \lambda_i + \text{Max} \left\{ 0, -\alpha_i \left[ \frac{h_i d_i + (2\beta_i + 1) f_i}{f_i} \right], \right. \quad (24)$$

$$\left. \beta_i \left[ \frac{h_i d_{i+1} - (2\alpha_i + 1) f_{i+1}}{f_{i+1}} \right] \right\}, \quad \lambda_i > 0.$$

The following is an algorithm that can be used to generate  $C^2$  positivity-preserving curves.

Algorithm 7 ( $C^2$  positivity preserving). Consider the following:

- (1) Input the data points  $\{x_i, f_i\}_{i=0}^n$ ,  $d_0$ , and  $d_n$ .
- (2) For  $i = 0, 1, \dots, n-1$ , calculate the parameter  $\gamma_i$  using (24) with suitable choices of  $\alpha_i > 0$ ,  $\beta_i > 0$ , and  $\lambda_i > 0$ .
- (3) For  $i = 1, 2, \dots, n-1$ , calculate the value of derivative,  $d_i$ , by solving (7) by using  $LU$  decomposition and so forth.
- (4) For  $i = 0, 1, \dots, n-1$ , construct the piecewise positive  $C^2$  rational interpolating curves defined by (10).

3.1. Numerical Demonstrations. In this section several numerical results for positivity preserving by using  $C^2$  rational interpolating curves will be shown including comparison with existing rational cubic spline schemes. Two sets of positive data taken from works by Hussain et al. [10] and Sarfraz et al. [28] were used.

Figures 3 and 4 show the positivity preserving by using  $C^2$  rational cubic spline for data in Tables 3 and 5, respectively. Figures 3(a) and 4(a) show the default cubic Hermite spline polynomial for data in Tables 3 and 5, respectively. Numerical results of Figure 3(d) were obtained by using the parameters from the data in Table 4. Meanwhile numerical results of

TABLE 5: A Positive data from work by Sarfraz et al. [28].

$i$	0	1	2	3	4	5	6
$x_i$	2	3	7	8	9	13	14
$f_i$	10	2	3	7	2	3	10

TABLE 6: Numerical results.

$i$	0	1	2	3	4	5	6
$d_i (C^1)$	-9.65	-6.35	3.25	0	-3.95	5.65	8.35
$\Delta_i$	-8	2.25	4.0	-0.5	0.25	7	
$\alpha_i$	2.5	2.5	2.5	2.5	2.5	2.5	
$\beta_i$	2.5	2.5	2.5	2.5	2.5	2.5	
$\gamma_i$	0.1	16.85	0.1	0.1	4.85	0.1	
$d_i (C^2)$	-9.65	-4.86	3.34	-0.48	-4.057	5.25	8.35

Figure 4(e) were generated by using the data in Table 6. It can be seen clearly that the positivity preserving by using our  $C^2$  rational cubic spline gives more smooth results compared with the works of Hussain et al. [10] and Abbas et al. [12]. The graphical results in Figure 3(e) were very smooth and visually pleasing. Meanwhile for the positive data given in Table 5, our  $C^2$  rational cubic spline gives comparable results with the works of Abbas et al. [12], Hussain et al. [10], and Sarfraz et al. [11]. The final resulting positive curves by using the proposed  $C^2$  rational cubic spline interpolant are slightly different between the works of Abbas et al. [12], Hussain et al. [10], and Sarfraz et al. [11]. Finally Figure 5 shows the examples of positive interpolating by using Fritsch and Carlson [1] cubic spline schemes that are well documented in Matlab as PCHIP. It can be seen clearly that shape preserving by using PCHIP does not give smooth results and is not visually pleasing enough. Some of the interpolating curves tend to overshoot on some interval that the interpolating curves are tight when compared with our work in this paper. For instance, in Figure 4(b), the interpolating curves are very tight and not visually pleasing.

Error Analysis. In this section, the error analysis for the function to be interpolated is  $f(t) \in C^3[t_0, t_n]$  using our  $C^2$  rational cubic spline which will be discussed in detail. Note that the constructed rational cubic spline with three parameters is a local interpolant and without loss of generality, we may just consider the error on the subinterval  $I_i = [t_i, t_{i+1}]$ . By using Peano Kernel Theorem [31] the error of interpolation in each subinterval  $I_i = [t_i, t_{i+1}]$  is defined as

$$R[f] = f(t) - P_i(t) = \frac{1}{2} \int_{t_i}^{t_{i+1}} f^{(3)} R_t [(t-\tau)_+^2] d\tau, \quad (25)$$

where

$$R_t [(t-\tau)_+^2] = \begin{cases} r(\tau, t), & t_i < \tau < t, \\ s(\tau, t), & t < \tau < t_{i+1} \end{cases} \quad (26)$$



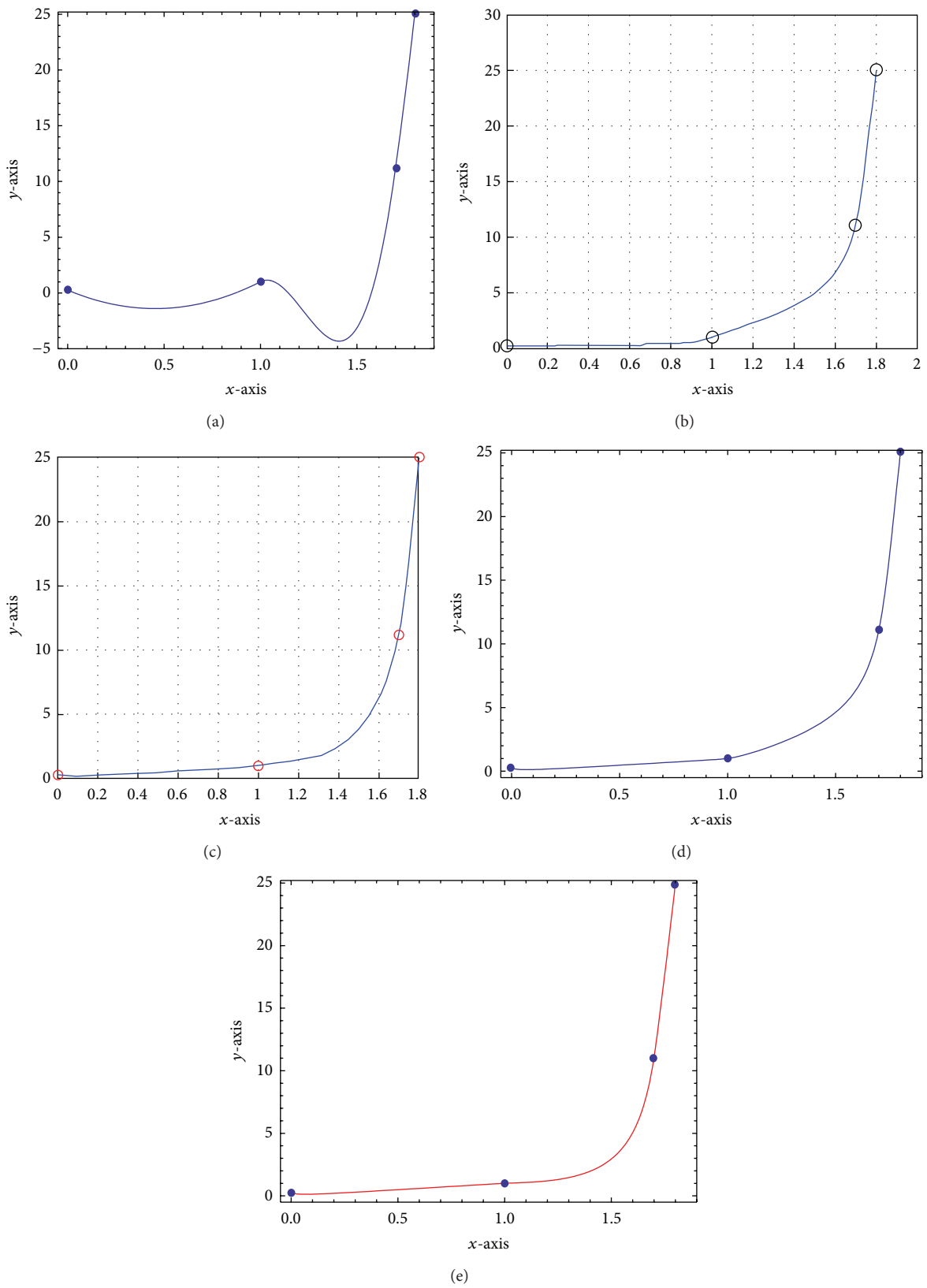


FIGURE 3: Comparison of (a) cubic Hermite spline curve, (b) Hussain et al. [10], (c) Abbas et al. [12], and positivity-preserving rational cubic spline with values of shape parameters: (d)  $\alpha_i = \beta_i = 0.5$ ; (e)  $\alpha_i = \beta_i = 2$ .

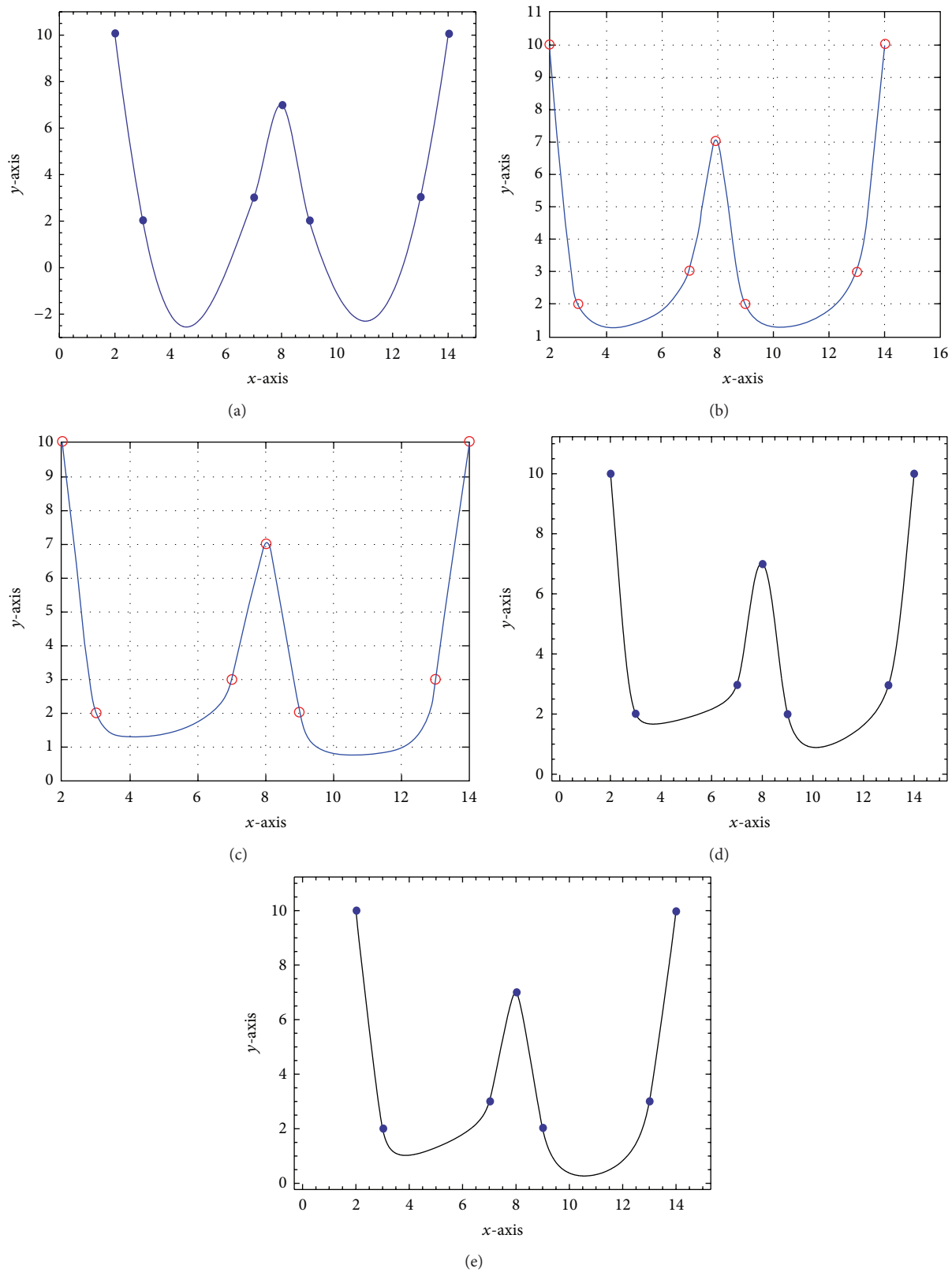


FIGURE 4: Comparison of (a) cubic Hermite spline curve, (b) Sarfraz et al. [11], (c) Abbas et al. [12], and positivity-preserving rational cubic spline with values of shape parameters: (d)  $\alpha_i = \beta_i = 0.5$ ; (e)  $\alpha_i = \beta_i = 2.5$ .

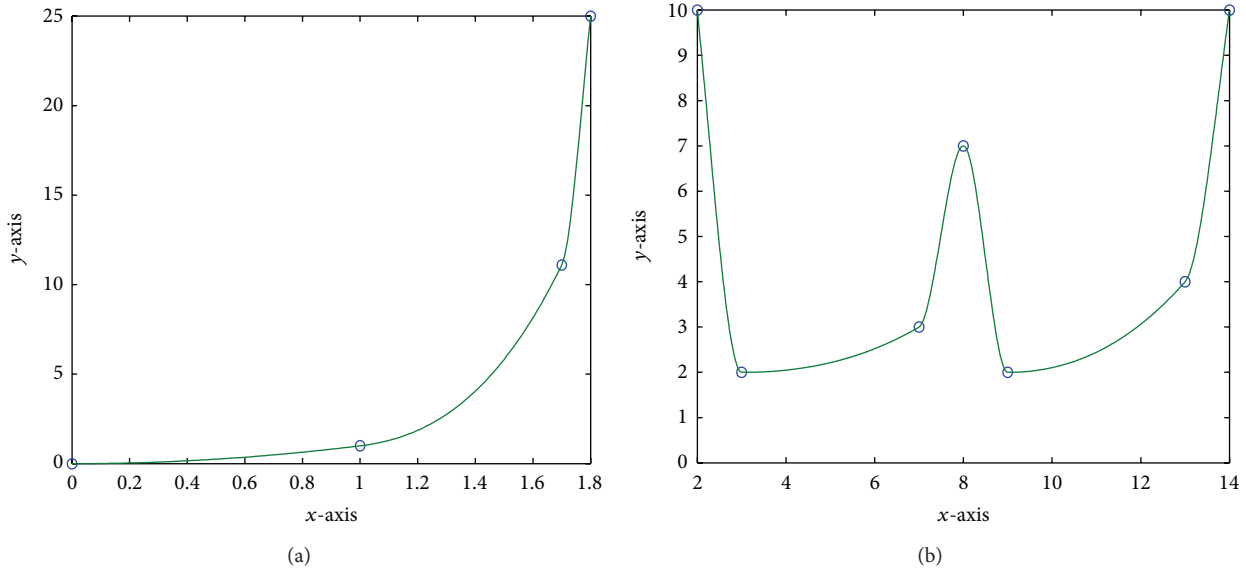


FIGURE 5

with

$$\begin{aligned}
 r(\tau, t) &= (t - \tau)^2 + s(\tau, t), \\
 s(\tau, t) &= - \frac{[\{(2\alpha_i\beta_i + \beta_i + \gamma_i)\zeta^2 - 2h_i\beta_i\zeta\}\theta^2(1 - \theta) + \beta_i\zeta^2\theta^3]}{Q_i(\theta)}
 \end{aligned}
 \tag{27}$$

with  $\zeta = (t_{i+1} - \tau)$ .

The absolute error in each subinterval  $I_i = [x_i, x_{i+1}]$  is given as follows:

$$|f(t) - P_i(t)| \leq \frac{1}{2} \|f^{(3)}(\tau)\| \int_{t_i}^{t_{i+1}} R_t [(t - \tau)_+^2] d\tau. \tag{28}$$

In order to enable us to derive the error analysis of  $C^2$  rational cubic spline interpolation, we need to study the properties of the kernel functions  $r(\tau, t)$  and  $s(\tau, t)$  and evaluate the following definite integrals:

$$\begin{aligned}
 \int_{t_i}^{t_{i+1}} R_t [(t - \tau)_+^2] d\tau &= \int_{t_i}^t |r(\tau, x)| d\tau \\
 &+ \int_t^{t_{i+1}} |s(\tau, x)| d\tau.
 \end{aligned}
 \tag{29}$$

To simplify the integrals in (29) we begin by finding the roots of  $r(t, t) = 0$ ,  $r(\tau, t) = 0$ , and  $s(\tau, t) = 0$ , respectively. It is easy to see that the roots of  $r(t, t) = 0$  in  $[0, 1]$  are  $\theta = 0, 1$  and  $\theta^* = 1 - \beta_i/\rho_i$ , where  $\rho_i = 2\alpha_i\beta_i + \gamma_i$ . Meanwhile the roots of  $r(\tau, t) = 0$  are

$$\tau_k = x - \frac{\theta h_i (\theta \rho_i + (-1)^{k+1} H)}{\alpha_i + \theta \rho_i}, \quad k = 1, 2, \tag{30}$$

where

$$H = \sqrt{(\rho_i - \beta_i)(\alpha_i + \rho_i\theta) - \alpha_i\rho_i\theta}. \tag{31}$$

The roots of  $s(\tau, t) = 0$  are  $\tau_3 = t_{i+1}$ ,  $\tau_4 = t_{i+1} - 2\beta_i h_i (1 - \theta) / (\beta_i + (1 - \theta)\rho_i)$ . Thus the following three cases can be obtained.

*Case 1.* For  $0 \leq \beta_i/\rho_i \leq 1$ ,  $0 < \theta < \theta^*$ , then (28) takes the following form:

$$\begin{aligned}
 |f(t) - P_i(t)| &\leq \frac{1}{2} \|f^{(3)}(\tau)\| \int_{t_i}^{t_{i+1}} R_t [(t - \tau)_+^2] d\tau \\
 &= \frac{1}{2} \|f^{(3)}(\tau)\| G_i(\tau)
 \end{aligned}
 \tag{32}$$

with

$$\begin{aligned}
 G_i(\tau) &= \left\{ \int_{t_i}^t -r(\tau, t) d\tau + \int_t^{\tau_4} -s(\tau, t) d\tau \right. \\
 &\left. + \int_{\tau_4}^{t_{i+1}} s(\tau, t) d\tau \right\}.
 \end{aligned}
 \tag{33}$$

Hence

$$|f(t) - P_i(t)| \leq \|f^{(3)}(\tau)\| \zeta_1(\alpha_i, \beta_i, \gamma_i, \theta), \tag{34}$$

where

$$\begin{aligned} \zeta_1(\alpha_i, \beta_i, \gamma_i, \theta) = & -\frac{h_i^3 \theta^3}{3} + \frac{\beta_i h_i^3 \theta^3}{3Q_i(\theta)} \\ & - \frac{2(\rho_i + \beta_i)(8h_i^3 \theta^2 (1 - \theta)^4)}{3(\rho_i(1 - \theta) + \beta_i)^3 Q_i(\theta)} \\ & + \frac{8\beta_i^2 (h_i^3 \theta^2 (1 - \theta)^2)}{3(\rho_i(1 - \theta) + \beta_i)^2 Q_i(\theta)} \\ & - \frac{16\beta_i h_i^3 \theta^3 (1 - \theta)^3}{3(\rho_i(1 - \theta) + \beta_i)^3 Q_i(\theta)} \\ & + \frac{h_i^3 (1 - \theta) \theta^2}{3Q_i(\theta)} [\rho_i - 2\beta_i]. \end{aligned} \tag{35}$$

Case 2. For  $0 \leq \beta_i/\rho_i \leq 1$ ,  $\theta^* < \theta < 1$ , then (28) takes the following form:

$$\begin{aligned} |f(t) - P_i(t)| \leq & \frac{1}{2} \|f^{(3)}(\tau)\| \int_{t_i}^{t_{i+1}} R_t [(t - \tau)_+^2] d\tau \\ = & \frac{1}{2} \|f^{(3)}(\tau)\| G_2(\tau) \end{aligned} \tag{36}$$

with

$$\begin{aligned} G_2(\tau) = & \left\{ \int_{t_i}^{\tau_2} -r(\tau, t) d\tau + \int_{\tau_2}^t r(\tau, t) d\tau \right. \\ & \left. + \int_t^{t_{i+1}} s(\tau, t) d\tau \right\}. \end{aligned} \tag{37}$$

Hence

$$|f(t) - P_i(t)| \leq \|f^{(3)}(\tau)\| \zeta_2(\alpha_i, \beta_i, \gamma_i, \theta), \tag{38}$$

where

$$\begin{aligned} \zeta_2(\alpha_i, \beta_i, \gamma_i, \theta) = & \frac{2h_i^3 \theta^3 (\theta\rho_i - H)^3}{3} \\ & - \frac{2\beta_i h_i^3 \theta^3 [G_3(\theta)]^3}{3Q_i(\theta)} \\ & - \frac{2(\rho_i + \beta_i) h_i^3 (1 - \theta) \theta^2 [G_3(\theta)]^3}{3Q_i(\theta)} \\ & + \frac{2\beta_i h_i^3 (1 - \theta) \theta^2 [G_3(\theta)]^3}{Q_i(\theta)} \end{aligned} \tag{39}$$

with  $G_3(\theta) = (1 - \theta) + \theta(\theta\rho_i - H)/(\alpha_i + \rho_i\theta)$ .

Case 3. For  $\beta_i/\rho_i > 1$ ,  $0 < \theta < 1$ , then (28) takes the following form:

$$\begin{aligned} |f(t) - P_i(t)| \leq & \frac{1}{2} \|f^{(3)}(\tau)\| \int_{t_i}^{t_{i+1}} R_t [(t - \tau)_+^2] d\tau \\ = & \frac{1}{2} \|f^{(3)}(\tau)\| \left\{ \int_{t_i}^t r(\tau, t) d\tau + \int_t^{t_{i+1}} s(\tau, t) d\tau \right\} \\ = & \|f^{(3)}(\tau)\| \zeta_3(\alpha_i, \beta_i, \gamma_i, \theta), \end{aligned} \tag{40}$$

where

$$\begin{aligned} \zeta_3(\alpha_i, \beta_i, \gamma_i, \theta) = & \frac{h_i^3 \theta^3}{3} - \frac{(\rho_i + \beta_i) h_i^3 (1 - \theta) \theta^2}{3Q_i(\theta)} \\ & + \frac{\beta_i h_i^3 (1 - \theta) \theta^2}{Q_i(\theta)} - \frac{\beta_i h_i^3 \theta^3}{3Q_i(\theta)}. \end{aligned} \tag{41}$$

**Theorem 8.** The error for the interpolating rational cubic spline interpolant defined by (1) in each subinterval  $I_i = [t_i, t_{i+1}]$ , when  $f(t) \in C^3[t_0, t_n]$ , is given by

$$\begin{aligned} |f(t) - P_i(t)| \leq & \frac{1}{2} \|f^{(3)}(\tau)\| \int_{t_i}^{t_{i+1}} R_t [(t - \tau)_+^2] d\tau \\ = & \frac{1}{2} \|f^{(3)}(\tau)\| \left\{ \int_{t_i}^t r(\tau, t) d\tau + \int_t^{t_{i+1}} s(\tau, t) d\tau \right\} \\ = & \|f^{(3)}(\tau)\| c_i, \end{aligned} \tag{42}$$

with

$$\begin{aligned} c_i = & \max \zeta(\alpha_i, \beta_i, \gamma_i, \theta), \\ \zeta(\alpha_i, \beta_i, \gamma_i, \theta) = & \begin{cases} \zeta_1(\alpha_i, \beta_i, \gamma_i, \theta), & 0 \leq \theta \leq \theta^* \\ \zeta_2(\alpha_i, \beta_i, \gamma_i, \theta), & \theta^* \leq \theta \leq 1 \\ \zeta_3(\alpha_i, \beta_i, \gamma_i, \theta), & 0 \leq \theta \leq 1. \end{cases} \end{aligned} \tag{43}$$

*Remark 9.* When  $\alpha_i = 1$ ,  $\beta_i = 1$ , and  $\gamma_i = 0$ , the interpolation function defined by (1) is reduced to the standard cubic Hermite interpolation with

$$\begin{aligned} \zeta_1(\alpha_i, \beta_i, \gamma_i, \theta) = & \frac{4\theta^2 (1 - \theta)^3}{3(3 - 2\theta)^2}, \quad 0 \leq \theta \leq \frac{1}{2}, \\ \zeta_2(\alpha_i, \beta_i, \gamma_i, \theta) = & \frac{4\theta^3 (1 - \theta)^2}{3(1 + 2\theta)^2}, \quad \frac{1}{2} \leq \theta \leq 1, \\ \zeta_3(\alpha_i, \beta_i, \gamma_i, \theta) = & 0, \quad 0 \leq \theta \leq 1, \end{aligned} \tag{44}$$

and  $c_i = 1/96$ . This is standard error for cubic Hermite polynomial spline.

#### 4. Discussions

From all numerical results presented in Section 3.1, it can be seen clearly that the proposed  $C^2$  rational cubic spline

works very well and it is comparable with existing schemes such as Hussain et al. [10], Sarfraz et al. [11], and Abbas et al. [12] for positivity preserving. Furthermore similar to the construction of rational cubic of Abbas et al. [8] our  $C^2$  rational cubic spline interpolation also has three parameters where two are free parameters. But based on our numerical experiments, it was noticed that schemes of Abbas et al. [12] may not be able to produce completely  $C^2$  positive interpolating curves. Meanwhile the sufficient condition for positivity, monotonicity, and convexity preserving and data constrained are derived on the remaining parameter. One of the advantages by using our  $C^2$  rational cubic spline is that when  $\gamma_i = 0$  we may obtain the new variant of  $C^2$  rational cubic spline of Hussain and Ali [32], M. Z. Hussain and M. Hussain [9], and Tian et al. [20] for positivity- and convexity-preserving interpolation. Thus our  $C^2$  rational cubic spline has a larger spline class compared to the works by Abbas et al. [12]. Furthermore the error analysis when the function to be interpolated is  $f(t) \in C^3[t_0, t_n]$  also has been derived in detail.

## 5. Conclusions

In this paper the new  $C^2$  rational cubic spline with three parameters has been introduced. It is an extension to the work of Karim and Pang [16]. To achieve  $C^2$  continuity at the join knots  $x_i$ ,  $i = 1, 2, \dots, n - 1$ , the first derivative value,  $d_i$ , is calculated by solving systems of linear equation (tridiagonal) that is strictly positive and the solution is unique. Shape control of the new  $C^2$  rational cubic interpolation with numerical examples also was presented. Finally  $C^2$  rational cubic spline has been used for positivity preserving including a comparison with existing schemes. From the numerical results clearly our  $C^2$  rational cubic spline gives comparable results with existing schemes. Finally work in parametric shape preserving is underway by the authors.

## Competing Interests

The authors declare that there are no competing interests regarding the publication of this paper.

## Acknowledgments

Samsul Ariffin Abdul Karim would like to acknowledge Universiti Teknologi PETRONAS (UTP) for the financial support received in the form of a research grant: Short Term Internal Research Funding (STIRF) no. 0153AA-D91 including the Mathematica Software.

## References

- [1] F. N. Fritsch and R. E. Carlson, "Monotone piecewise cubic interpolation," *SIAM Journal on Numerical Analysis*, vol. 17, no. 2, pp. 238–246, 1980.
- [2] R. L. Dougherty, A. S. Edelman, and J. M. Hyman, "Nonnegativity-, monotonicity-, or convexity-preserving cubic and quintic Hermite interpolation," *Mathematics of Computation*, vol. 52, no. 186, pp. 471–494, 1989.
- [3] S. Butt and K. W. Brodlie, "Preserving positivity using piecewise cubic interpolation," *Computers and Graphics*, vol. 17, no. 1, pp. 55–64, 1993.
- [4] K. W. Brodlie and S. Butt, "Preserving convexity using piecewise cubic interpolation," *Computers and Graphics*, vol. 15, no. 1, pp. 15–23, 1991.
- [5] M. Sarfraz, "Visualization of positive and convex data by a rational cubic spline interpolation," *Information Sciences*, vol. 146, no. 1–4, pp. 239–254, 2002.
- [6] M. Sarfraz, S. Butt, and M. Z. Hussain, "Visualization of shaped data by a rational cubic spline interpolation," *Computers & Graphics*, vol. 25, no. 5, pp. 833–845, 2001.
- [7] M. Sarfraz, M. Z. Hussain, and A. Nisar, "Positive data modeling using spline function," *Applied Mathematics and Computation*, vol. 216, no. 7, pp. 2036–2049, 2010.
- [8] M. Abbas, *Shape preserving data visualization for curves and surfaces using rational cubic functions [Ph.D. thesis]*, School of Mathematical Sciences, Universiti Sains Malaysia, Penang, Malaysia, 2012.
- [9] M. Z. Hussain and M. Hussain, "Visualization of data subject to positive constraint," *Journal of Information and Computing Sciences*, vol. 1, no. 3, pp. 149–160, 2006.
- [10] M. Z. Hussain, M. Sarfraz, and T. S. Shaikh, "Shape preserving rational cubic spline for positive and convex data," *Egyptian Informatics Journal*, vol. 12, no. 3, pp. 231–236, 2011.
- [11] M. Sarfraz, M. Z. Hussain, T. S. Shaikh, and R. Iqbal, "Data visualization using shape preserving  $C^2$  rational spline," in *Proceeding of 5th International Conference on Information Visualisation*, pp. 528–533, London, UK, July 2011.
- [12] M. Abbas, A. A. Majid, M. N. H. Awang, and J. M. Ali, "Positivity-preserving  $C^2$  rational cubic spline interpolation," *ScienceAsia*, vol. 39, no. 2, pp. 208–213, 2013.
- [13] R. Delbourgo, "Accurate  $C^2$  rational interpolants in tension," *SIAM Journal on Numerical Analysis*, vol. 30, no. 2, pp. 595–607, 1993.
- [14] J. A. Gregory, "Shape preserving spline interpolation," *Computer-Aided Design*, vol. 18, no. 1, pp. 53–57, 1986.
- [15] R. Delbourgo and J. A. Gregory, " $C^2$  rational quadratic spline interpolation to monotonic data," *IMA Journal of Numerical Analysis*, vol. 3, no. 2, pp. 141–152, 1983.
- [16] S. A. A. Karim and K. V. Pang, "Local control of the curves using rational cubic spline," *Journal of Applied Mathematics*, vol. 2014, Article ID 872637, 12 pages, 2014.
- [17] S. A. A. Karim and K. V. Pang, "Monotonicity-preserving using rational cubic spline interpolation," *Research Journal of Applied Sciences*, vol. 9, no. 4, pp. 214–223, 2014.
- [18] S. A. A. Karim and V. P. Kong, "Shape preserving interpolation using rational cubic spline," *Research Journal of Applied Sciences, Engineering and Technology*, vol. 8, no. 2, pp. 167–168, 2014.
- [19] S. A. A. Karim and V. P. Kong, "Convexity-preserving using rational cubic spline interpolation," *Research Journal of Applied Sciences, Engineering and Technology*, vol. 8, no. 3, pp. 312–320, 2014.
- [20] M. Tian, Y. Zhang, J. Zhu, and Q. Duan, "Convexity-preserving piecewise rational cubic interpolation," *Journal of Information and Computational Science*, vol. 2, no. 4, pp. 799–803, 2005.
- [21] P. Lamberti and C. Manni, "Shape-preserving  $C^2$  functional interpolation via parametric cubics," *Numerical Algorithms*, vol. 28, no. 1–4, pp. 229–254, 2001.

- [22] Q. Duan, L. Wang, and E. H. Twizell, "A new  $C^2$  rational interpolation based on function values and constrained control of the interpolant curves," *Applied Mathematics and Computation*, vol. 161, no. 1, pp. 311–322, 2005.
- [23] F. Bao, Q. Sun, and Q. Duan, "Point control of the interpolating curve with a rational cubic spline," *Journal of Visual Communication and Image Representation*, vol. 20, no. 4, pp. 275–280, 2009.
- [24] J.-C. Fiorot and J. Tabka, "Shape-preserving  $C^2$  cubic polynomial interpolating splines," *Mathematics of Computation*, vol. 57, no. 195, pp. 291–298, 1991.
- [25] M. Dube and P. Tiwari, "Convexity preserving  $C^2$  rational quadratic trigonometric spline," in *Proceedings of the International Conference of Numerical Analysis and Applied Mathematics (ICNAAM '12)*, vol. 1479, pp. 995–998, September 2012.
- [26] Y.-J. Pan and G.-J. Wang, "Convexity-preserving interpolation of trigonometric polynomial curves with a shape parameter," *Journal of Zhejiang University SCIENCE A*, vol. 8, no. 8, pp. 1199–1209, 2007.
- [27] F. Ibraheem, M. Hussain, M. Z. Hussain, and A. A. Bhatti, "Positive data visualization using trigonometric function," *Journal of Applied Mathematics*, vol. 2012, Article ID 247120, 19 pages, 2012.
- [28] M. Sarfraz, M. Z. Hussain, and F. S. Chaudary, "Shape preserving cubic spline for data visualization," *Computer Graphics and CAD/CAM*, vol. 1, pp. 185–193, 2005.
- [29] R. Delbourgo and J. A. Gregory, "The determination of derivative parameters for a monotonic rational quadratic interpolant," *IMA Journal of Numerical Analysis*, vol. 5, no. 4, pp. 397–406, 1985.
- [30] J. W. Schmidt and W. Hess, "Positivity of cubic polynomials on intervals and positive spline interpolation," *BIT Numerical Mathematics*, vol. 28, no. 2, pp. 340–352, 1988.
- [31] M. H. Schultz, *Spline Analysis*, Prentice-Hall, Englewood-Cliffs, NJ, USA, 1973.
- [32] M. Z. Hussain and J. M. Ali, "Positivity preserving piecewise rational cubic interpolation," *Matematika*, vol. 22, no. 2, pp. 147–153, 2006.